

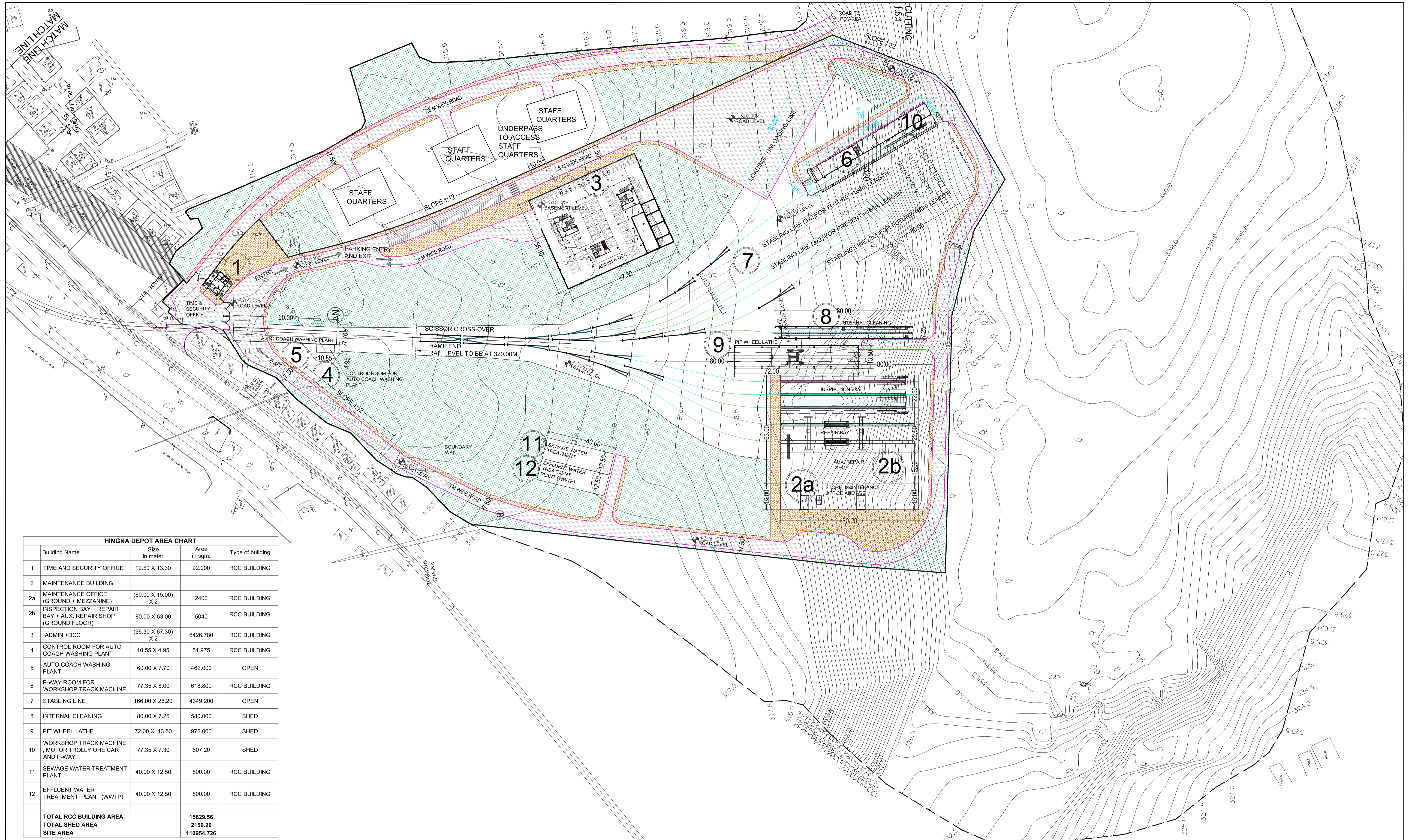
DRAWING LIST FOR DETAILED DESIGN CONSULTANCY FOR HINGNA DEPOT OF NAGPUR METRO RAIL CORPORATION, NAGPUR

S.No.	Drawing Title	Drawing No.
SITE PLANS		
1	SITE PLAN	N1DDCD01-DPOH-T-AR-1010
2	SITE SECTIONS	N1DDCD01-DPOH-T-AR-1021
3	SITE SECTIONS	N1DDCD01-DPOH-T-AR-1022
BUILDING 1: TIME AND SECURITY OFFICE		
1	TIME & SECURITY OFFICE PLANS	N1DDCD01-DPOH-T-AR-2101
2	TIME & SECURITY OFFICE ELEVATION AND SECTIONS	N1DDCD01-DPOH-T-AR-2102
BUILDING 2: MAINTENANCE BUILDING		
1	MAINTENANCE BUILDING-GROUND FLR. PLAN	N1DDCD01-DPOH-T-AR-2201
2	MAINTENANCE BUILDING-MEZZANINE LVL PLAN	N1DDCD01-DPOH-T-AR-2202
3	MAINTENANCE BUILDING- FIRST FLOOR PLAN	N1DDCD01-DPOH-T-AR-2203
4	MAINTENANCE BUILDING SECTION	N1DDCD01-DPOH-T-AR-2207
BUILDING 3: ADMIN +DCC		
1	OFFICE BUILDING - BASEMENT LEVEL PLAN	N1DDCD01-DPOH-T-AR-2301
2	OFFICE BUILDING - GROUND FLOOR PLAN	N1DDCD01-DPOH-T-AR-2302
3	OFFICE BUILDING - FIRST FLOOR PLAN	N1DDCD01-DPOH-T-AR-2303
4	OFFICE BUILDING - SECTIONS	N1DDCD01-DPOH-T-AR-2304

BUILDING 6: P-WAY ROOM FOR WORKSHOP TRACK MACHINE		
1	P-WAY & WORK SHOP PLANS AND SECTIONS	N1DDCD01-DPOH-T-AR-2501
BUILDING 8:INTERNAL CLEANING		
1	INTERNAL CLEANING SHED - LOWER LEVEL PLAN	N1DDCD01-DPOH-T-AR-2601
2	INTERNAL CLEANING SHED - UPPER LEVEL PLAN	N1DDCD01-DPOH-T-AR-2602
3	INTERNAL CLEANING SHED - ROOF PLAN	N1DDCD01-DPOH-T-AR-2603
4	INTERNAL CLEANING SHED - SECTION	N1DDCD01-DPOH-T-AR-2604
5	INTERNAL CLEANING SHED - ELEVATION	N1DDCD01-DPOH-T-AR-2605
BUILDING 8:PIT WHEEL LATHE		
1	PIT WHEEL LATHE PLANS	N1DDCD01-DPOH-T-AR-2701
2	PIT WHEEL LATHE SECTIONS	N1DDCD01-DPOH-T-AR-2702
3	PIT WHEEL LATHE ELEVATIONS	N1DDCD01-DPOH-T-AR-2703

THIS DRAWING IS THE PROPERTY OF NAGPUR METRO RAIL CORPORATION LTD.	GENERAL NOTES: 1. ALL DIMENSIONS ARE IN MILLIMETERS & LEVELS ARE IN METERS UNLESS OTHERWISE STATED. 2. ALL DIMENSIONS ARE TO BE READ AND NOT MEASURED. 3. ANY DISCREPANCIES MUST BE BROUGHT TO THE NOTICE OF THE DMRC BEFORE EXECUTION OF WORK AT SITE. 4. THIS DRAWING MUST BE READ IN CONJUNCTION WITH ALL RELEVANT ARCHITECTURAL, STRUCTURAL, PLUMBING & FIRE FIGHTING, ELECTRICAL AND TRAFFIC MANAGEMENT DRAWINGS. 5. ALL DOOR/WINDOW CILL & LINTEL LEVELS ARE MEASURED FROM MAIN FLOOR FINISHED LEVELS.	REVISIONS					APPROVAL BY NMRCL				Certified that this document has been designed and checked in accordance with DDC Quality Assurance Plan.		Authorised Signatory for DDC. N1DDC D-01 Project Manager				
	REFERENCE DRAWINGS						ARCHITECTURE AM/Mgr DY CA-III CA STRUCTURE AM/Design DY CE/DESIGN ED/Technical ELECTRICAL AEM/E&M DG/ME CEE/UD CIVIL AGM/Civil CE/General AGM/Tele CSTE Fire Officer	OFFICE OF DRAWING ORIGIN: FOUNTAINHEAD ARCHITECTURE INTERIOR & LANDSCAPE C-9/9148, VASANT KUNJ, NEW DELHI PH: 011-26891534, 26124540, 26124543, FAX: 26898459 Email: office@studiofountainhead.com	CONSULTANTS:	N1DDC D-01		ROLLING STOCK DEPOT AT HINGNA		DRAWING TITLE: ARCHITECTURE DRAWING LIST			
	Dwg. No. Description	REV DESCRIPTION DRN. CHD. VER. DATE								DRAWING NO: N1DDCD01-DPOH-T-AR-1001	REV: R0	DATE: 08.07.2016	SCALE: NTS	STATUS: FOR TENDER	DRAWN BY: ANIL	CHECKED BY: S.M	VERIFIED BY: S.M

This drawing must not be either loaned, copied or otherwise reproduced in whole or in part or used for any purpose without the prior written permission of DMRC.



HINGNA DEPOT AREA CHART				
Building Name	Size in meter	Area in sqm.	Type of building	
1 TIME AND SECURITY OFFICE	12.50 X 13.30	92.000	RCC BUILDING	
2 MAINTENANCE BUILDING				
2a MAINTENANCE OFFICE (GROUND + MEZZANINE) X 2	(80.00 X 15.00) X 2	2400	RCC BUILDING	
2b INSPECTION BAY + REPAIR BAY + AUX. REPAIR SHOP (GROUND FLOOR)	80.00 X 63.00	5040	RCC BUILDING	
3 ADMIN +DCC	(56.30 X 67.30) X 2	6426.780	RCC BUILDING	
4 CONTROL ROOM FOR AUTO COACH WASHING PLANT	10.55 X 4.95	51.975	RCC BUILDING	
5 AUTO COACH WASHING PLANT	60.00 X 7.70	462.000	OPEN	
6 P-WAY ROOM FOR WORKSHOP TRACK MACHINE	77.35 X 8.00	618.800	RCC BUILDING	
7 STABLING LINE	166.00 X 26.20	4349.200	OPEN	
8 INTERNAL CLEANING	80.00 X 7.25	580.000	SHED	
9 PIT WHEEL LATHE	72.00 X 13.50	972.000	SHED	
10 WORKSHOP TRACK MACHINE MOTOR TROLLEY OHE CAR AND P-WAY	77.35 X 7.30	607.20	SHED	
11 SEWAGE WATER TREATMENT PLANT	40.00 X 12.50	500.00	RCC BUILDING	
12 EFFLUENT WATER TREATMENT PLANT (WWTP)	40.00 X 12.50	500.00	RCC BUILDING	
TOTAL RCC BUILDING AREA		15629.56		
TOTAL SHED AREA		2159.20		
SITE AREA		110954.726		

GENERAL NOTES:
 1. ALL DIMENSIONS ARE IN MILLIMETERS & LEVELS ARE IN METERS UNLESS OTHERWISE STATED.
 2. ALL DIMENSIONS ARE TO BE READ AND NOT MEASURED.
 3. ANY DISCREPANCIES MUST BE BROUGHT TO THE NOTICE OF THE DMRC BEFORE EXECUTION OF WORK AT SITE.
 4. THIS DRAWING MUST BE READ IN CONJUNCTION WITH ALL RELEVANT ARCHITECTURAL, STRUCTURAL, PLUMBING & FIRE FIGHTING, ELECTRICAL AND TRAFFIC MANAGEMENT DRAWINGS.
 5. ALL DOOR/WINDOW CILL & LINTEL LEVELS ARE MEASURED FROM MAIN FLOOR FINISHED LEVELS.

REVISIONS					
REV	DESCRIPTION	DRN.	CHD.	VER.	DATE

APPROVAL BY NMRCL			
ARCHITECTURE	AM/Gr	DY CA-II	CA
STRUCTURE	AM/Design	DY CE/DESIGN	ED/Technical
ELECTRICAL	AEME&M	DG/ME	CEE/UD
CIVIL	AGM/Civil	CE/General	
	AGM/Tele	C/STE	
	Fire Officer		

Certified that this document has been designed and checked in accordance with DDC Quality Assurance Plan.

Office of Drawing Origin:
FOUNTAINHEAD
 ARCHITECTURE INTERIOR & LANDSCAPE
 C-9/9148, VASANT KUNJ, NEW DELHI
 PH: 011-26891534, 26124540, 26124543. FAX: 26898459
 Email: office@studiofountainhead.com

Authorised Signatory for DDC, N1DDC D-01 Project Manager

CONSULTANTS:

NAGPUR METRO RAIL CORPORATION LTD.
 Metro House, 28/2, Anand Nagar, C K Naidu Road, Civil Lines, Nagpur - 440001

N1DDC D-01

ROLLING STOCK DEPOT AT HINGNA

DRAWING TITLE: SITE PLAN

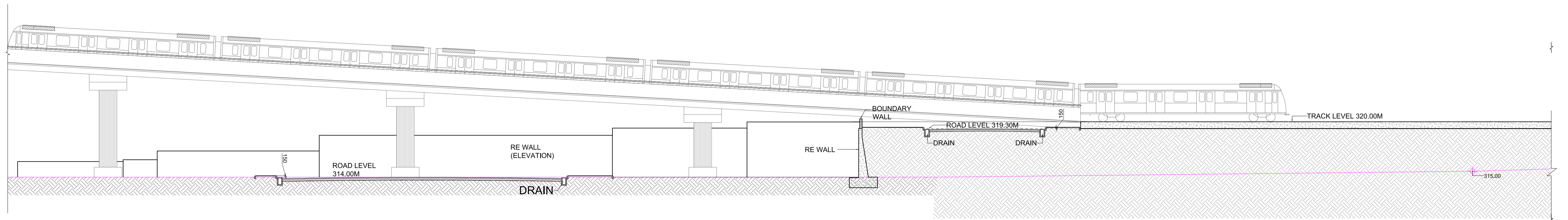
DRAWING NO: N1DDCD01-DPOH-T-AR-1010 REV: R0

DATE: 27.06.2016 SCALE: 1:1000 STATUS: FOR TENDER

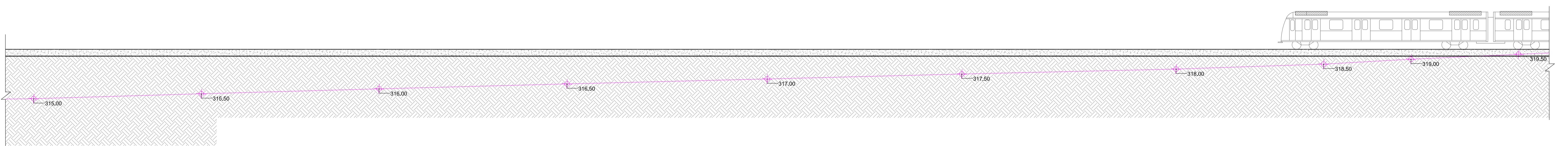
DRAWN BY: RENU CHECKED BY: S.M VERIFIED BY: S.M

ARCHITECTURAL

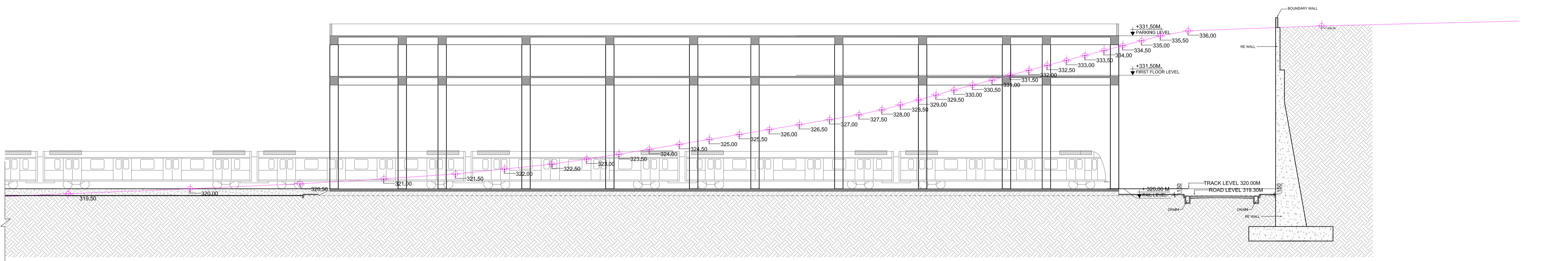
This drawing must not be either loaned, copied or otherwise reproduced in whole or in part or used for any purpose without the prior written permission of DMRC.



SECTION 1 PART-A



SECTION 1 PART-B



SECTION 1 PART-C

GENERAL NOTES:

1. ALL DIMENSIONS ARE IN MILLIMETERS & LEVELS ARE IN METERS UNLESS OTHERWISE STATED.
2. ALL DIMENSIONS ARE TO BE READ AND NOT MEASURED.
3. ANY DISCREPANCIES MUST BE BROUGHT TO THE NOTICE OF THE DMRC BEFORE EXECUTION OF WORK AT SITE.
4. THIS DRAWING MUST BE READ IN CONJUNCTION WITH ALL RELEVANT ARCHITECTURAL, STRUCTURAL, PLUMBING & FIRE FIGHTING, ELECTRICAL AND TRAFFIC MANAGEMENT DRAWINGS.
5. ALL DOOR/WINDOW CILL & LINTEL LEVELS ARE MEASURED FROM MAIN FLOOR FINISHED LEVELS.

REFERENCE DRAWINGS	
Dwg. No.	Description

REVISIONS					
REV	DESCRIPTION	DRN.	CHD.	VER.	DATE

APPROVAL BY NMRCL			
ARCHITECTURE	AM/Mgr	DY CA-III	CA
STRUCTURE	AM/Design	DY CE/DESIGN	ED/Technical
ELECTRICAL	AEM/E&M	DGM/E	CEE/UD
CIVIL	AGM/Civil	CE/General	
	AGM/Tele	CSTE	
	Fire Officer		

Certified that this document has been designed and checked in accordance with DDC Quality Assurance Plan.

OFFICE OF DRAWING ORIGIN:
FOUNTAINHEAD
 ARCHITECTURE INTERIOR & LANDSCAPE
 C-9/9148, VASANT KUNJ, NEW DELHI
 PH: 011-26891534, 26124540, 26124543. FAX: 26898459
 Email: office@studiofountainhead.com

Authorised Signatory for DDC.
 N1DDC D-01 Project Manager

CONSULTANTS:

NAGPUR METRO RAIL CORPORATION LTD.
 Metro House, 28/2, Anand Nagar, C K Naidu Road, Civil Lines, Nagpur - 440001

N1DDC D-01


ROLLING STOCK DEPOT AT HINGNA

DRAWING TITLE: SITE SECTION

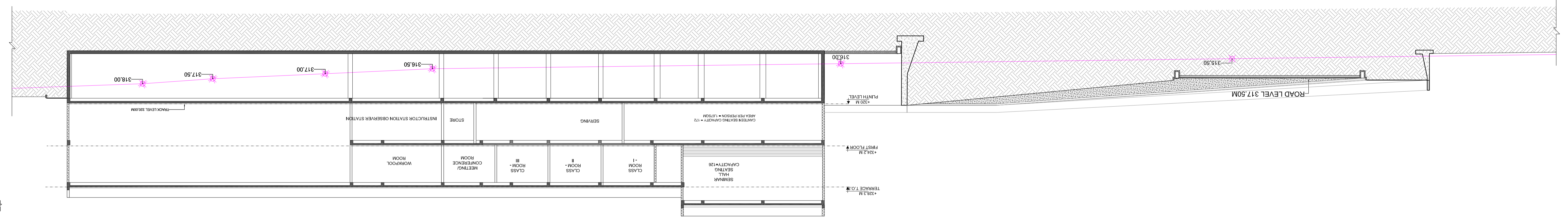
DRAWING NO: N1DDCD01-DPOH-T-AR-1021 REV: R0

DATE: 06.07.2016	SCALE: 1:750	STATUS: FOR TENDER
DRAWN BY: ROHAN	CHECKED BY: S.M	VERIFIED BY: S.M

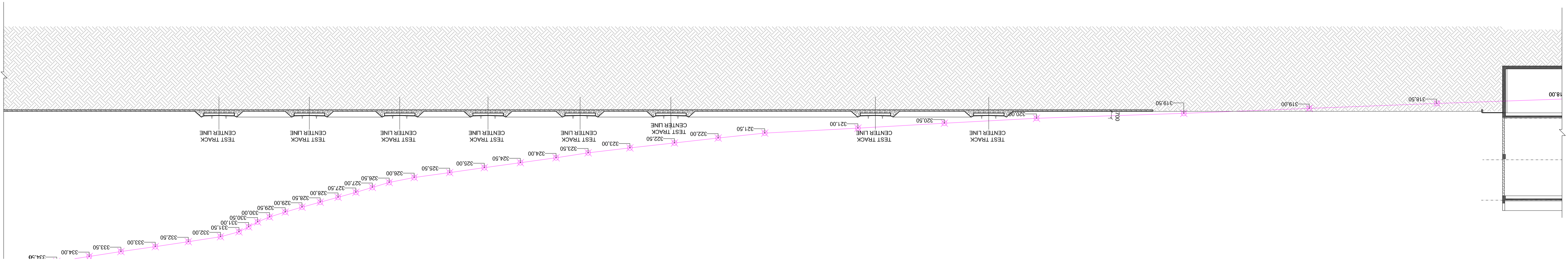
THIS DRAWING MUST NOT BE EITHER LOANED, COPIED OR OTHERWISE REPRODUCED IN WHOLE OR IN PART OR USED FOR ANY PURPOSE WITHOUT THE PRIOR WRITTEN PERMISSION OF DMRC.



SECTION 2 PART-A



SECTION 2 PART-B



SECTION 2 PART-C

THIS DRAWING IS THE PROPERTY OF:
MAGPUR METRO RAIL CORPORATION LTD.

Dwg. No.	Description
	REFERENCE DRAWINGS
	FROM MAIN FLOOR FINISHED LEVELS.
	5. ALL DIMENSIONS ARE TO BE READ IN CONNECTION WITH ALL RELEVANT ELECTRICAL AND TRAFFIC MANAGEMENT DRAWINGS.
	6. ARCHITECTURAL, STRUCTURAL, PLUMBING & FIRE FIGHTING.
	7. THIS DRAWING MUST BE READ IN CONNECTION WITH ALL RELEVANT DRAWINGS BEFORE EXECUTION OF WORK AT SITE.
	8. ANY DISCREPANCIES MUST BE BROUGHT TO THE NOTICE OF THE ARCHITECT IMMEDIATELY.
	9. ALL DIMENSIONS ARE TO BE READ AND NOT MEASURED.
	10. UNLESS OTHERWISE STATED.
	11. ALL DIMENSIONS ARE IN MILLIMETERS & LEVELS ARE IN METERS.

REV	DESCRIPTION	DRN.	CHD.	VER.	DATE

ARCHITECTURE	STRUCTURE	ELECTRICAL	CIVIL	Fire Officer
AMMGR	AM/Design	AGM&M	AGM/Civil	AGM/Traffic
DY CA-III	DY CE/DESIGN	CE/UD	CE/General	CSTE
CA	ED/Technical			

APPROVAL BY NMRC

OFFICE OF DRAWING ORIGIN:
ARCHITECTURE INTERIOR & LANDSCAPE
C-9/148, VASANT KUNJ, NEW DELHI
PH: 011-26891534, 26124540, 26124543, FAX: 26898489
Email: office@studtofountainhead.com

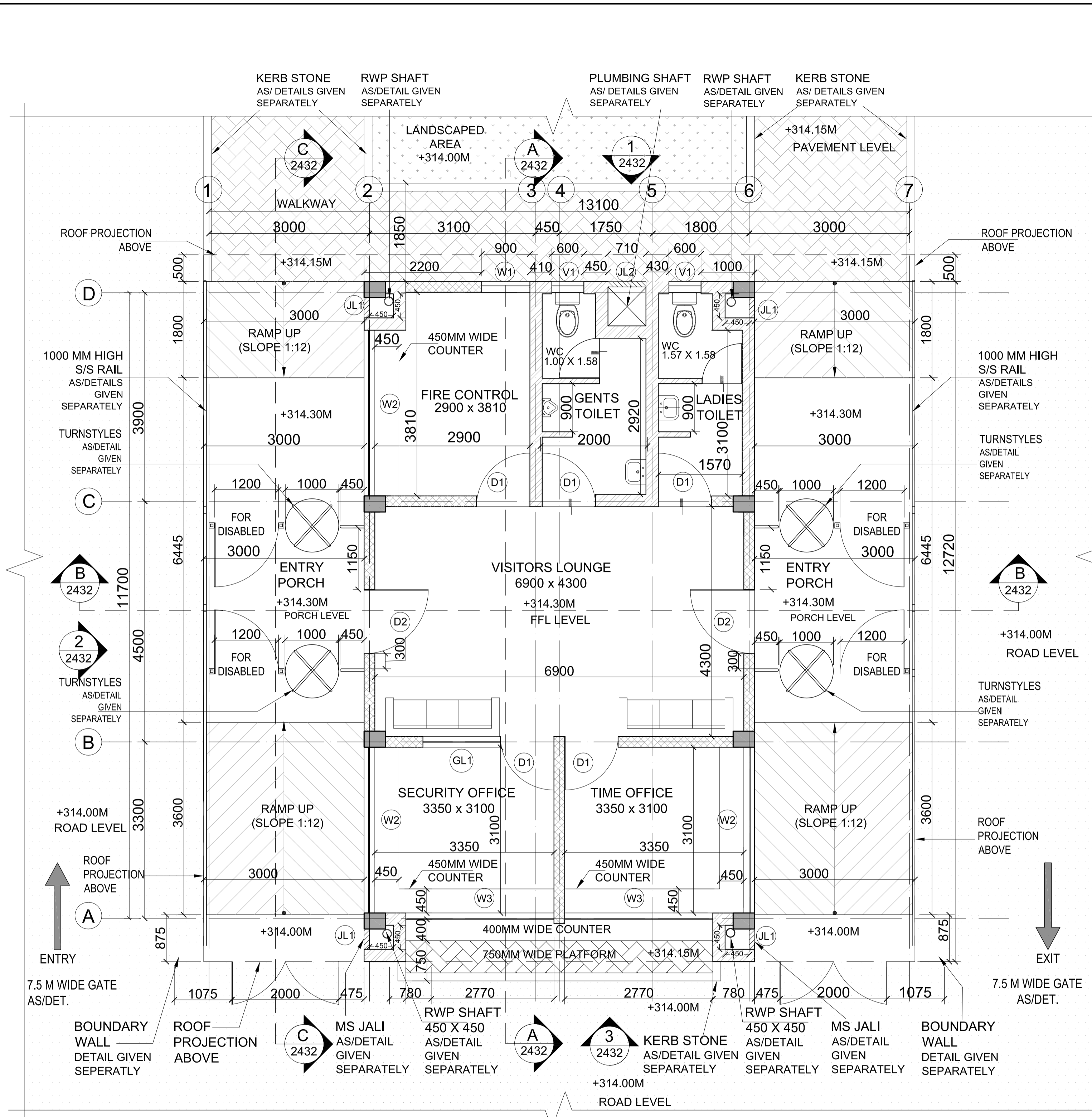
CONSULTANTS:
N1DDC D-01 Project Manager
Authorised Signatory for DDC.

ARCHITECTURAL

ROLLING STOCK DEPOT AT HINGNA
DRAWING TITLE: SITE SECTION
DRAWING NO: N1DDCD01-DPOH-T-AR-1022
STATUS: FOR TENDER
VERIFIED BY: S.M.
CHECKED BY: S.M.
DATE: 06.07.2016
SCALE: 1:750
DRAWN BY: ROHAN

Approved Signatory for DDC.
N1DDC D-01 Project Manager

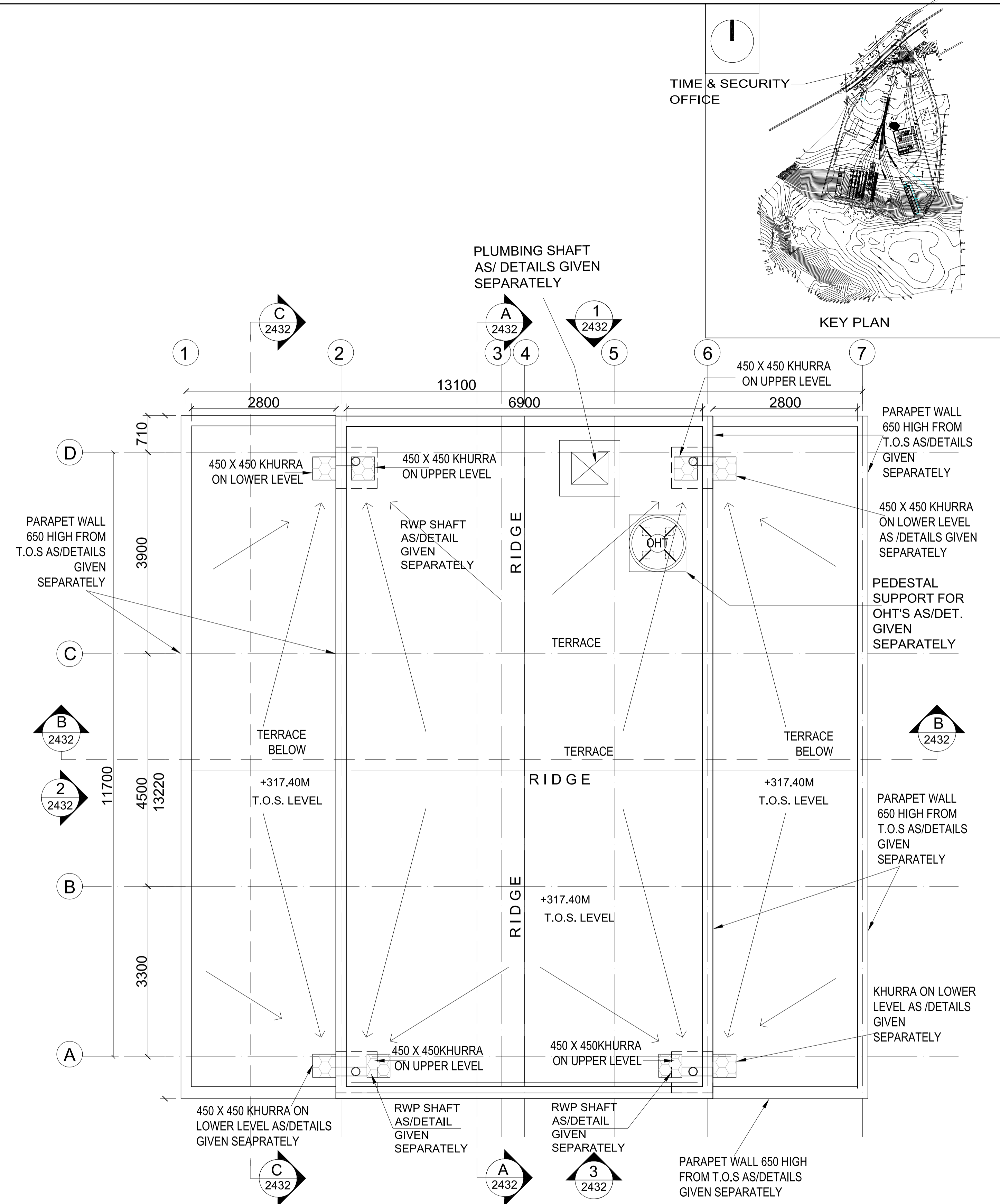
Metro House, 28/2, Anand Nagar, C K Naidu Road, Civil Lines, Nagpur - 440011
MAGPUR METRO RAIL CORPORATION LTD.



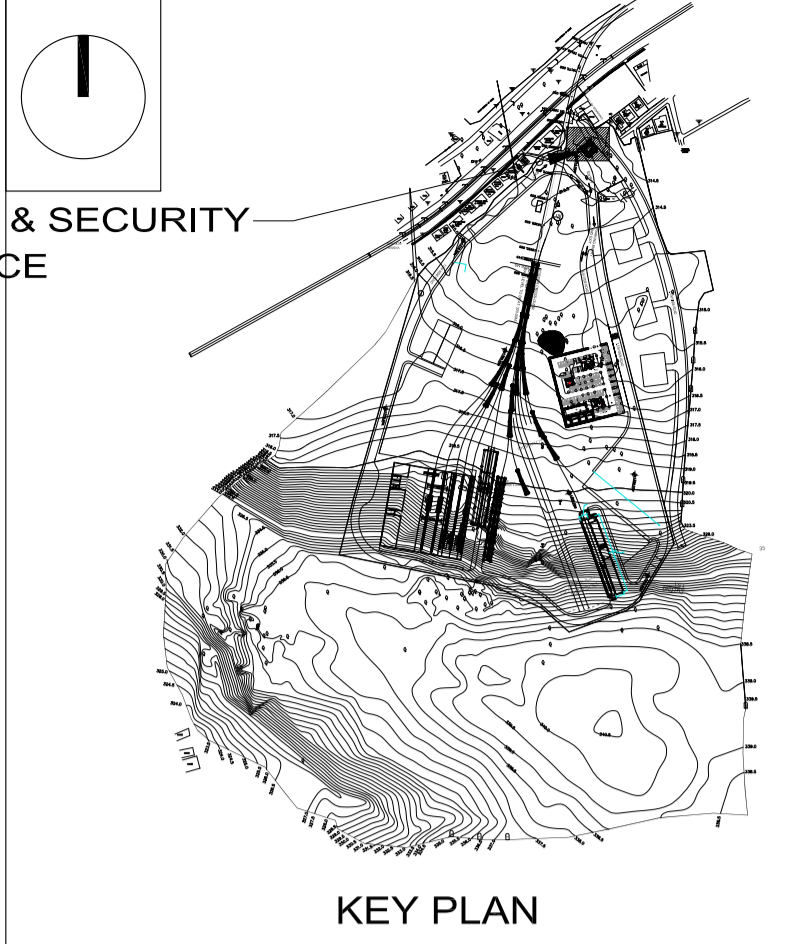
GROUND FLOOR PLAN

AREA CHART

S.NO.	TYPE	SIZE(M)	AREA(M)	TYPE OF BUILDING
1.	TIME & SECURITY OFFICE	12.50 X 13.30	92.00	RCC BUILDING



TERRACE LEVEL PLAN



GENERAL NOTES:

- ALL DIMENSIONS ARE IN MILLIMETERS & LEVELS ARE IN METERS UNLESS OTHERWISE STATED.
- ALL DIMENSIONS ARE TO BE READ AND NOT MEASURED.
- ANY DISCREPANCIES MUST BE BROUGHT TO THE NOTICE OF THE DMRC BEFORE EXECUTION OF WORK AT SITE.
- THIS DRAWING MUST BE READ IN CONJUNCTION WITH ALL RELEVANT ARCHITECTURAL, STRUCTURAL, PLUMBING & FIRE FIGHTING, ELECTRICAL AND TRAFFIC MANAGEMENT DRAWINGS.
- ALL DOOR/WINDOW CILL & LINTEL LEVELS ARE MEASURED FROM MAIN FLOOR FINISHED LEVELS.

REFERENCE DRAWINGS	
Drg. No.	Description

REVISONS					
REV	DESCRIPTION	DRN.	CHD.	VER.	DATE

APPROVAL BY NMRCL			
ARCHITECTURE	AM/Mgr	DY CA-III	CA
STRUCTURE	AM/Design	DY CE/DESIGN	ED/Technical
ELECTRICAL	AEME&M	DGM/E	CEE/UD
CIVIL	AGM/Civil	CE/General	
	AGM/Tele	CSTE	
	Fire Officer		

Certified that this document has been designed and checked in accordance with DDC Quality Assurance Plan.

Office of Drawing Origin:
FOUNTAINHEAD
 ARCHITECTURE INTERIOR & LANDSCAPE
 C-9/9148, VASANT KUNJ, NEW DELHI
 PH: 011-26891534, 26124540, 26124543. FAX: 26898459
 Email: office@studiofountainhead.com

Authorised Signatory for DDC.
 N1DDC D-01 Project Manager

CONSULTANTS:

NAGPUR METRO RAIL CORPORATION LTD.
 Metro House, 28/2, Anand Nagar, C K Naidu Road, Civil Lines, Nagpur - 440001

N1DDC D-01

ROLLING STOCK DEPOT AT HINGNA

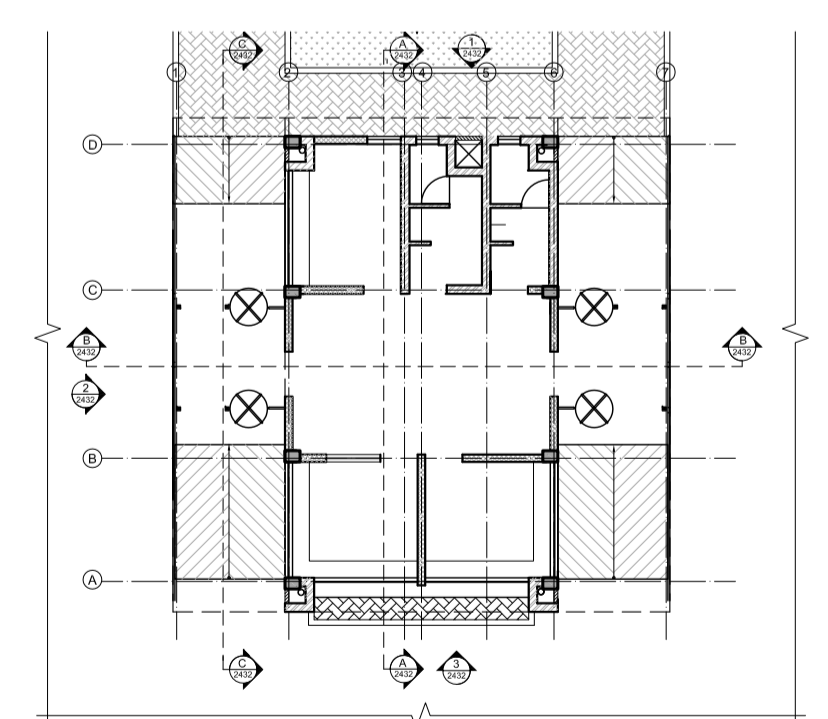
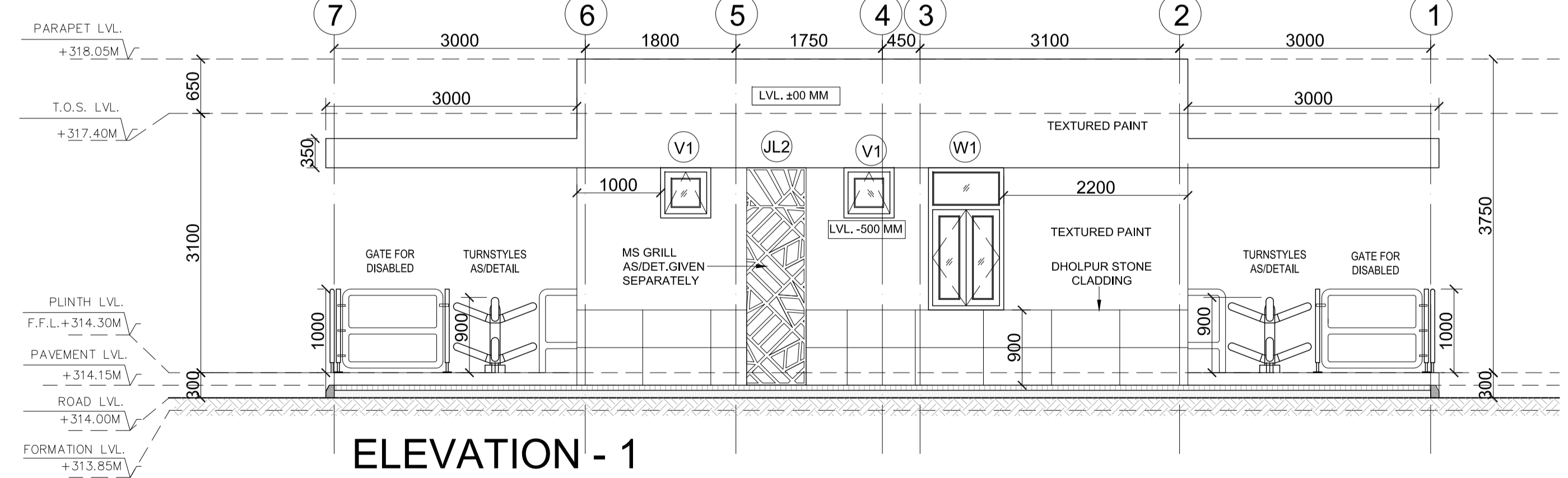
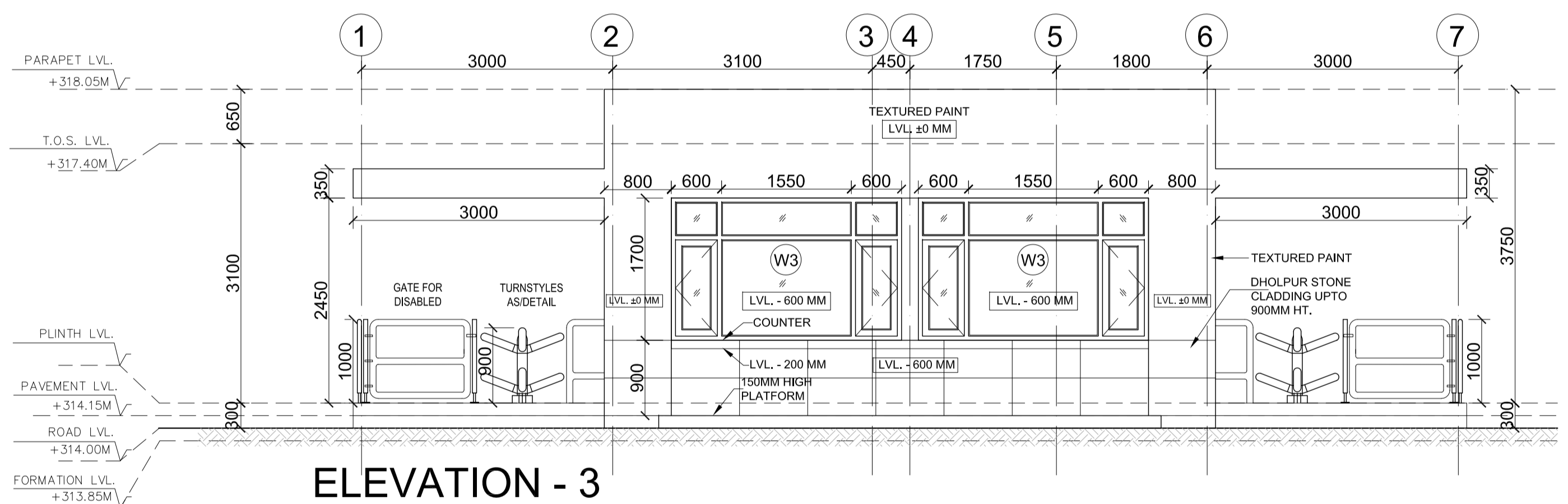
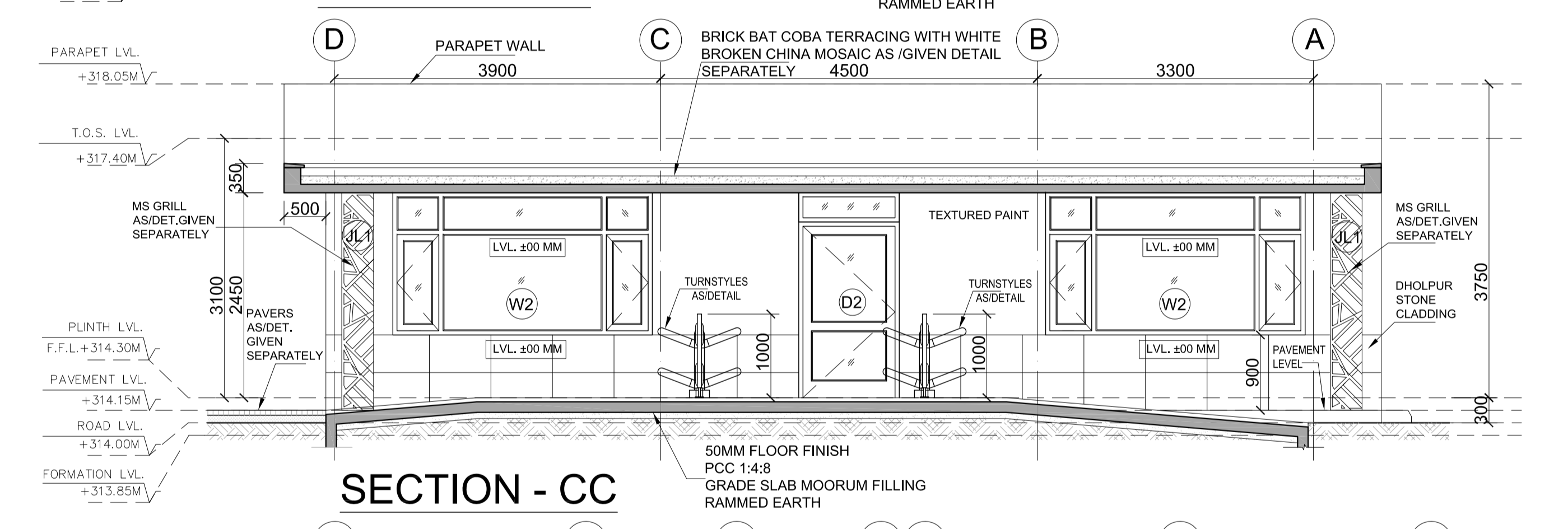
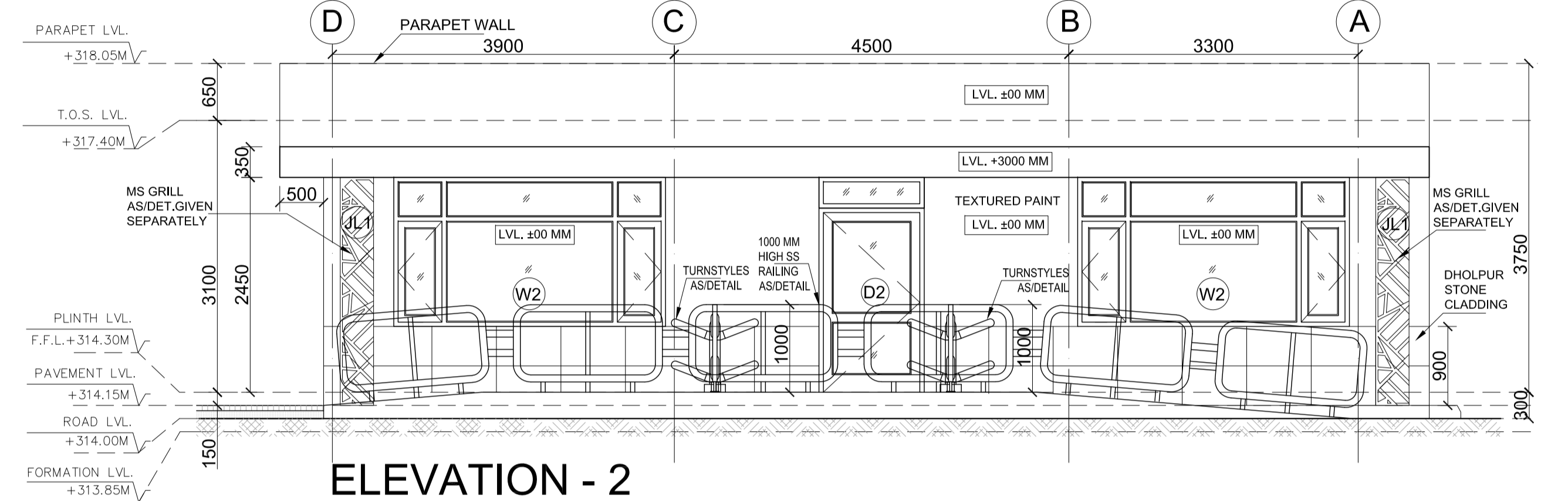
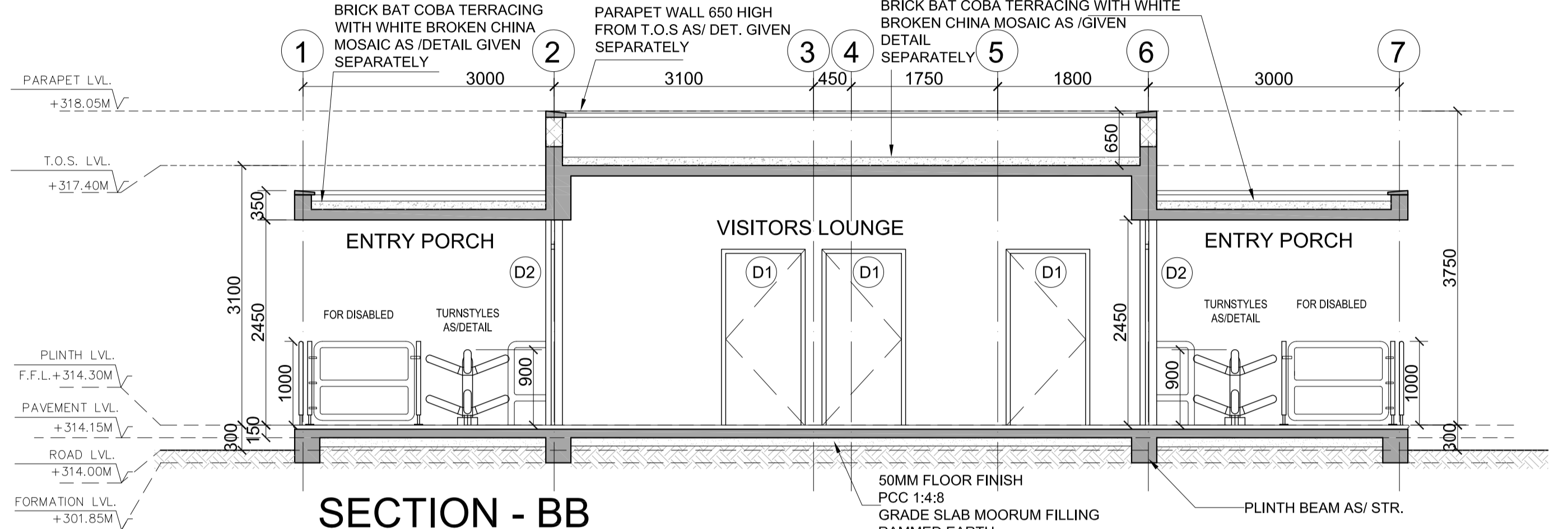
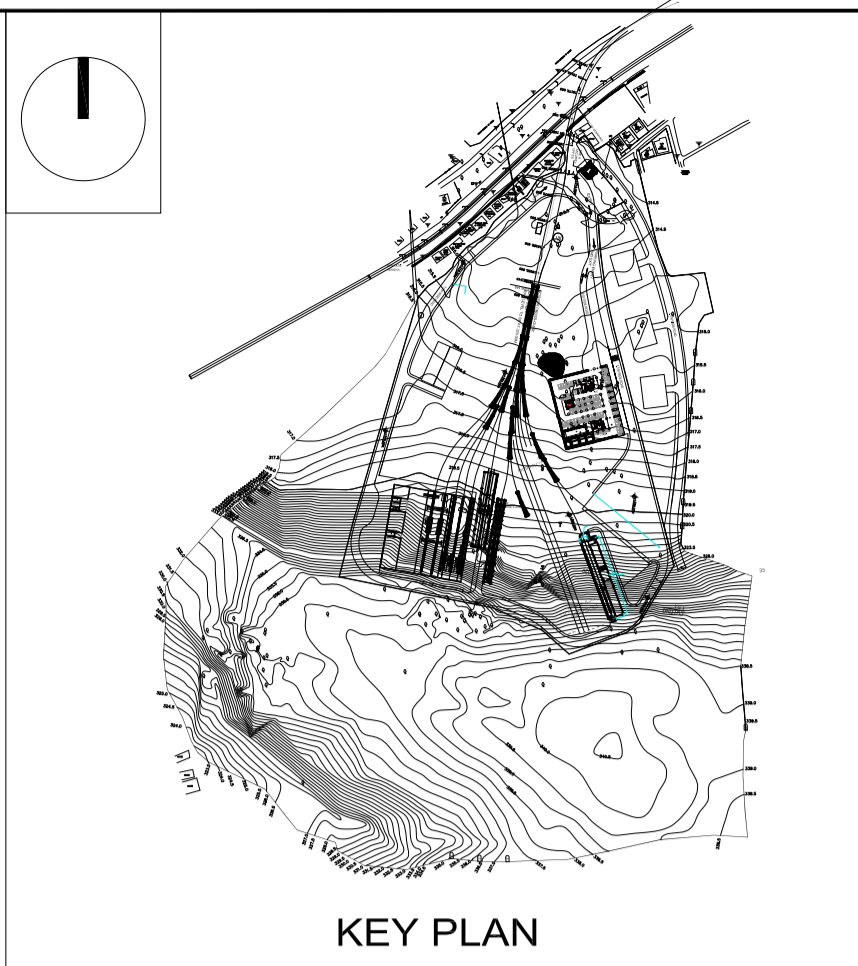
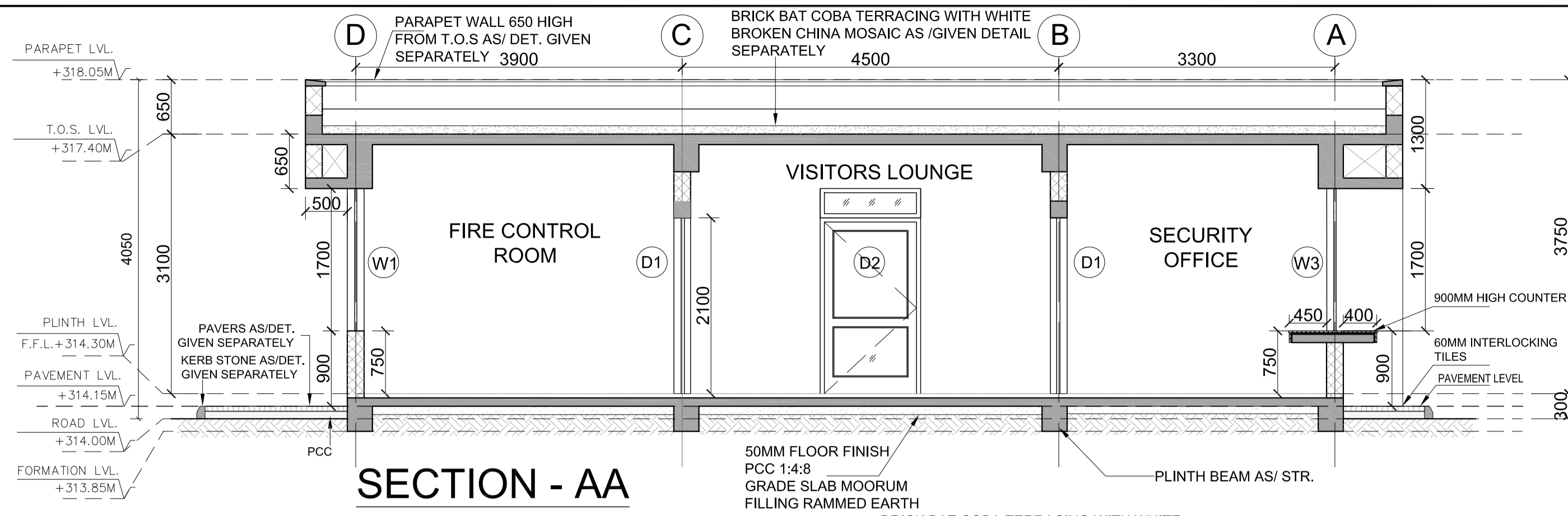
DRAWING TITLE: TIME & SECURITY OFFICE PLANS

DRAWING NO: N1DDCD01-DPOH-T-AR-2101

DATE: 01.07.2016 SCALE: 1:50 STATUS: FOR TENDER

DRAWN BY: ROHAN CHECKED BY: S.M VERIFIED BY: S.M

THIS DRAWING MUST NOT BE EITHER LOANED, COPIED OR OTHERWISE REPRODUCED IN WHOLE OR IN PART OR USED FOR ANY PURPOSE WITHOUT THE PRIOR WRITTEN PERMISSION OF DMRC.



GENERAL NOTES:

1. ALL DIMENSIONS ARE IN MILLIMETERS & LEVELS ARE IN METERS UNLESS OTHERWISE STATED.
2. ALL DIMENSIONS ARE TO BE READ AND NOT MEASURED.
3. ANY DISCREPANCIES MUST BE BROUGHT TO THE NOTICE OF THE DMRC BEFORE EXECUTION OF WORK AT SITE.
4. THIS DRAWING MUST BE READ IN CONJUNCTION WITH ALL RELEVANT ARCHITECTURAL, STRUCTURAL, PLUMBING & FIRE FIGHTING, ELECTRICAL AND TRAFFIC MANAGEMENT DRAWINGS.
5. ALL DOOR/WINDOW CILL & LINTEL LEVELS ARE MEASURED FROM MAIN FLOOR FINISHED LEVELS.

REFERENCE DRAWINGS	
Drg. No.	Description

REVISIONS					
REV	DESCRIPTION	DRN.	CHD.	VER.	DATE

APPROVAL BY NMRCL			
ARCHITECTURE	AM/Gr	DY CA-II	CA
STRUCTURE	AM/Design	DY CE/DESIGN	ED/Technical
ELECTRICAL	AEME&M	DG/ME	CEEI/UD
CIVIL	AGM/Civil	CE/General	
	AGM/Tele	CSTE	
	Fire Officer		

Certified that this document has been designed and checked in accordance with DDC Quality Assurance Plan.

Office of Drawing Origin:
FOUNTAINHEAD
 ARCHITECTURE INTERIOR & LANDSCAPE
 C-9/9148, VASANT KUNJ, NEW DELHI
 PH: 011-26891534, 26124540, 26124543. FAX: 26898459
 Email: office@studiofountainhead.com

Authorised Signatory for DDC.
 N1DDC D-01 Project Manager

CONSULTANTS:

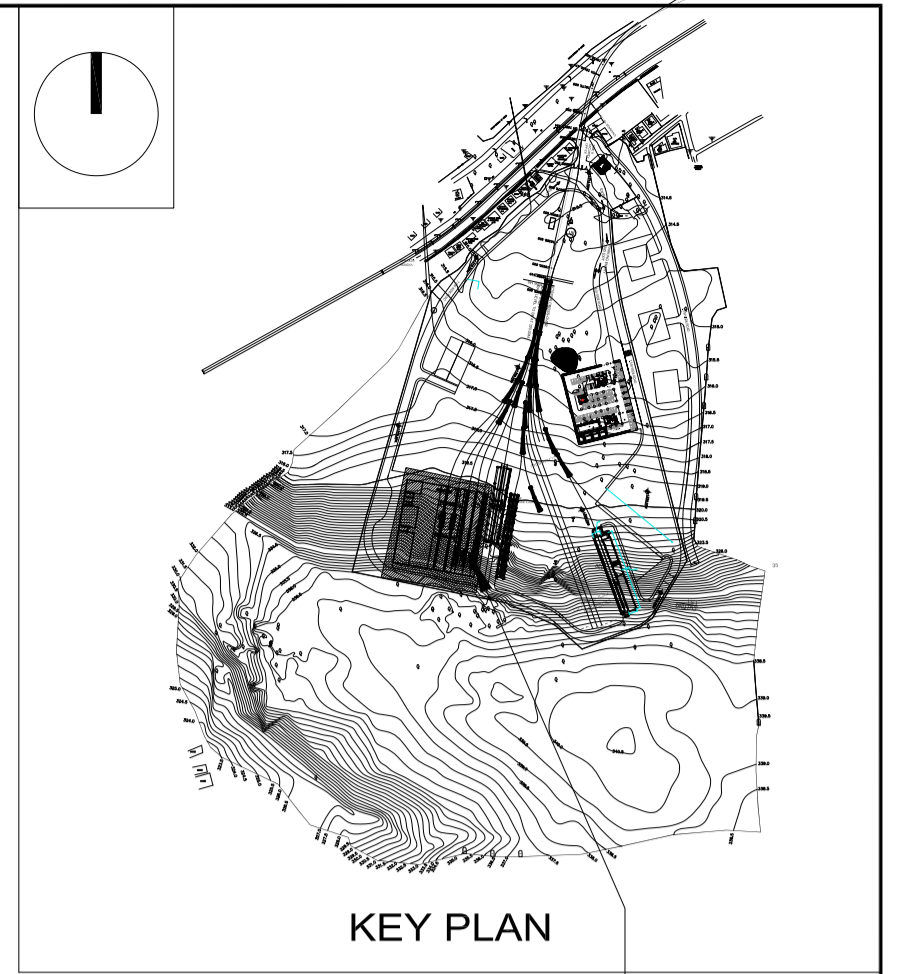
NAGPUR METRO RAIL CORPORATION LTD.
 Metro House, 28/2, Anand Nagar, C K Naidu Road, Civil Lines, Nagpur - 440001

N1DDC D-01

ROLLING STOCK DEPOT AT HINGNA
 DRAWING TITLE: TIME & SECURITY OFFICE ELEVATION AND SECTIONS
 DRAWING NO: N1DDCD01-DPOH-T-AR-2102 REV: R0


DATE: 01.07.2016	SCALE: 1:50	STATUS: FOR TENDER
DRAWN BY: ROHAN	CHECKED BY: S.M	VERIFIED BY: S.M

This drawing must not be either loaned, copied or otherwise reproduced in whole or in part or used for any purpose without the prior written permission of DMRC.



KEY PLAN

MAINTAINANCE BUILDING



GROUND FLOOR PLAN

AREA CHART

S.NO.	TYPE	SIZE(M)	AREA(M)	TYPE OF BUILDING
1.	MAINTAINANCE BUILDING	80.00X15.60	1248.00	RCC BUILDING
2.	INSPECTION BAY,REPAIR BAY & AUXILLARY REPAIR SHOP	80.00X63.60	5088.00	SHED

GENERAL NOTES:
 1. ALL DIMENSIONS ARE IN MILLIMETERS & LEVELS ARE IN METERS UNLESS OTHERWISE STATED.
 2. ALL DIMENSIONS ARE TO BE READ AND NOT MEASURED.
 3. ANY DISCREPANCIES MUST BE BROUGHT TO THE NOTICE OF THE DMRC BEFORE EXECUTION OF WORK AT SITE.
 4. THIS DRAWING MUST BE READ IN CONJUNCTION WITH ALL RELEVANT ARCHITECTURAL, STRUCTURAL, PLUMBING & FIRE FIGHTING, ELECTRICAL AND TRAFFIC MANAGEMENT DRAWINGS.
 5. ALL DOOR/WINDOW CILL & LINTEL LEVELS ARE MEASURED FROM MAIN FLOOR FINISHED LEVELS.

REFERENCE DRAWINGS	
Drg. No.	Description

REVISIONS					
REV	DESCRIPTION	DRN.	CHD.	VER.	DATE

APPROVAL BY NMRCL			
ARCHITECTURE	AM/Mgr	DY CA-III	CA
STRUCTURE	AM/Design	DY CE/DESIGN	ED/Technical
ELECTRICAL	AEME&M	DGM/E	CEE/UD
CIVIL	AGM/Civil	CE/General	
	AGM/Tele	CSTE	
	Fire Officer		

Certified that this document has been designed and checked in accordance with DDC Quality Assurance Plan.

OFFICE OF DRAWING ORIGIN:
FOUNTAINHEAD
 ARCHITECTURE INTERIOR & LANDSCAPE
 C-9/9148, VASANT KUNJ, NEW DELHI
 PH: 011-26891534, 26124540, 26124543. FAX: 26898459
 Email: office@studiofountainhead.com

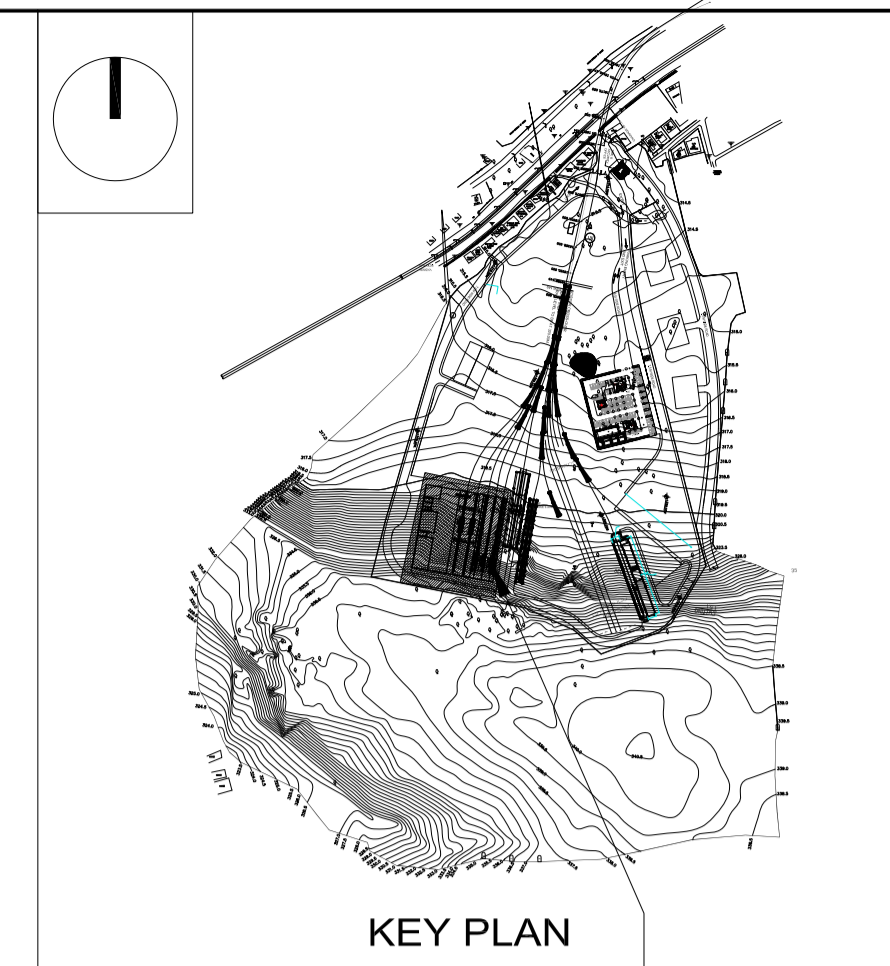
Authorised Signatory for DDC.
 N1DDC D-01 Project Manager

CONSULTANTS:

NAGPUR METRO RAIL CORPORATION LTD.
 Metro House, 28/2, Anand Nagar, C K Naidu Road, Civil Lines, Nagpur - 440001

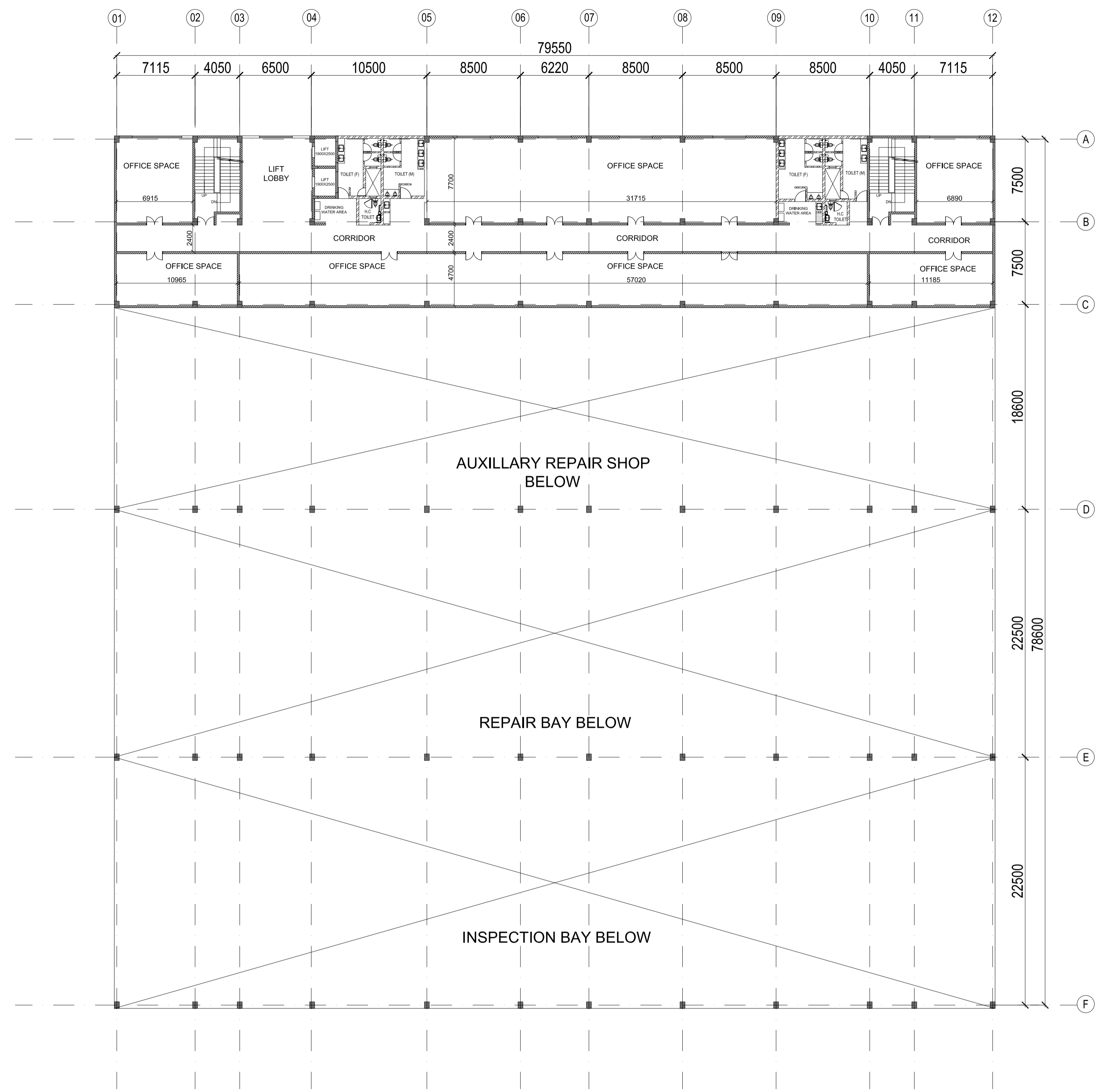
N1DDC D-01		
ROLLING STOCK DEPOT AT HINGNA		
DRAWING TITLE:MAINTAINANCE BUILDING-GROUND FLR. PLAN		
DRAWING NO: N1DDCD01-DPOH-T-AR-2201		REV: R0
DATE: 06.07.2016	SCALE: 1:250	STATUS: FOR TENDER
DRAWN BY: WAMIQ	CHECKED BY: S.M	VERIFIED BY: S.M

This drawing must not be either loaned, copied or otherwise reproduced in whole or in part or used for any purpose without the prior written permission of DMRC.



KEY PLAN

MAINTAINANCE BUILDING



MEZZANINE FLOOR PLAN

THIS DRAWING IS THE PROPERTY OF NAGPUR METRO RAIL CORPORATION LTD.

GENERAL NOTES:
 1. ALL DIMENSIONS ARE IN MILLIMETERS & LEVELS ARE IN METERS UNLESS OTHERWISE STATED.
 2. ALL DIMENSIONS ARE TO BE READ AND NOT MEASURED.
 3. ANY DISCREPANCIES MUST BE BROUGHT TO THE NOTICE OF THE DMRC BEFORE EXECUTION OF WORK AT SITE.
 4. THIS DRAWING MUST BE READ IN CONJUNCTION WITH ALL RELEVANT ARCHITECTURAL, STRUCTURAL, PLUMBING & FIRE FIGHTING, ELECTRICAL AND TRAFFIC MANAGEMENT DRAWINGS.
 5. ALL DOOR/WINDOW CILL & LINTEL LEVELS ARE MEASURED FROM MAIN FLOOR FINISHED LEVELS.

REVISIONS					
REV	DESCRIPTION	DRN.	CHD.	VER.	DATE

APPROVAL BY NMRCL			
ARCHITECTURE	AM/Mgr	DY CA-III	CA
STRUCTURE	AM/Design	DY CE/DESIGN	ED/Technical
ELECTRICAL	AEM/E&M	DGM/E	CEE/UD
CIVIL	AGM/Civil	CE/General	
	AGM/Tele	CSTE	
	Fire Officer		

Certified that this document has been designed and checked in accordance with DDC Quality Assurance Plan.

OFFICE OF DRAWING ORIGIN:
FOUNTAINHEAD
 ARCHITECTURE INTERIOR & LANDSCAPE
 C-9/9148, VASANT KUNJ, NEW DELHI
 PH: 011-26891534, 26124540, 26124543. FAX: 26898459
 Email: office@studiofountainhead.com

Authorised Signatory for DDC.
 N1DDC D-01 Project Manager

CONSULTANTS:

NAGPUR METRO RAIL CORPORATION LTD.
 Metro House, 28/2, Anand Nagar, C K Naidu Road, Civil Lines, Nagpur - 440001

N1DDC D-01

ROLLING STOCK DEPOT AT HINGNA

DRAWING TITLE: MAINTAINANCE BUILDING-MEZZANINE LVL PLAN


DRAWING NO: N1DDCD01-DPOH-T-AR-2202 REV: R0

DATE: 06.07.2016 SCALE: 1:250 STATUS: FOR TENDER

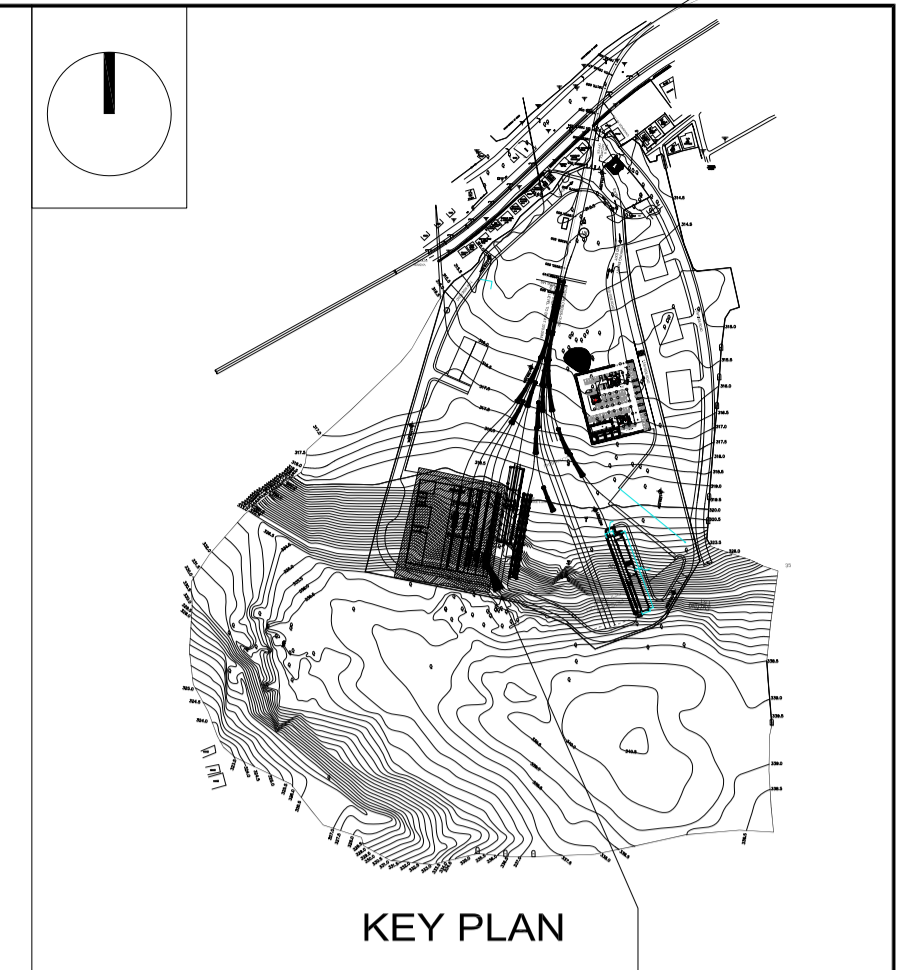
DRAWN BY: WAMIQ CHECKED BY: S.M VERIFIED BY: S.M

ARCHITECTURAL

This drawing must not be either loaned, copied or otherwise reproduced in whole or in part or used for any purpose without the prior written permission of DMRC.



FIRST FLOOR PLAN



KEY PLAN

MAINTENANCE BUILDING

GENERAL NOTES:
 1. ALL DIMENSIONS ARE IN MILLIMETERS & LEVELS ARE IN METERS UNLESS OTHERWISE STATED.
 2. ALL DIMENSIONS ARE TO BE READ AND NOT MEASURED.
 3. ANY DISCREPANCIES MUST BE BROUGHT TO THE NOTICE OF THE DMRC BEFORE EXECUTION OF WORK AT SITE.
 4. THIS DRAWING MUST BE READ IN CONJUNCTION WITH ALL RELEVANT ARCHITECTURAL, STRUCTURAL, PLUMBING & FIRE FIGHTING, ELECTRICAL AND TRAFFIC MANAGEMENT DRAWINGS.
 5. ALL DOOR/WINDOW CILL & LINTEL LEVELS ARE MEASURED FROM MAIN FLOOR FINISHED LEVELS.

REFERENCE DRAWINGS	
Dwg. No.	Description

REVISIONS					
REV	DESCRIPTION	DRN.	CHD.	VER.	DATE

APPROVAL BY NMRCL			
ARCHITECTURE	AM/Mgr	DY CA-III	CA
STRUCTURE	AM/Design	DY CE/DESIGN	ED/Technical
ELECTRICAL	AEME&M	DGM/E	CEE/UD
CIVIL	AGM/Civil	CE/General	
	AGM/Tele	CSTE	
	Fire Officer		

Certified that this document has been designed and checked in accordance with DDC Quality Assurance Plan.

Authorised Signatory for DDC.
 N1DDC D-01 Project Manager

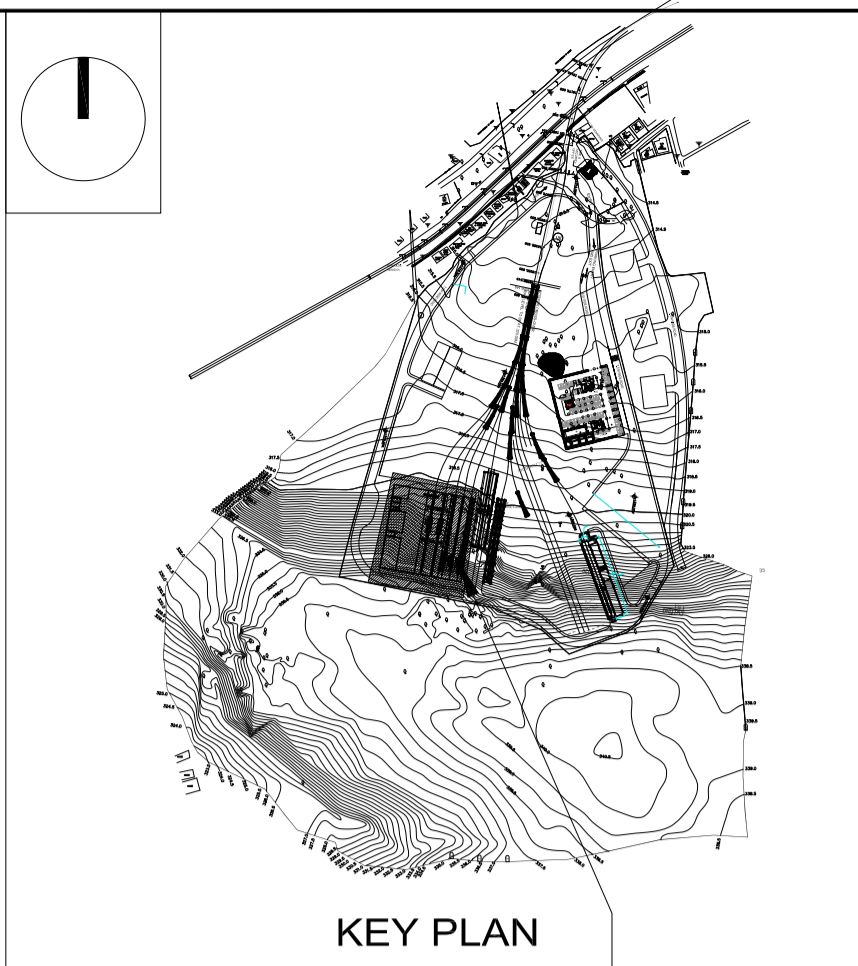
OFFICE OF DRAWING ORIGIN:
FOUNTAINHEAD
 ARCHITECTURE INTERIOR & LANDSCAPE
 C-9/9148, VASANT KUNJ, NEW DELHI
 PH: 011-26891534, 26124540, 26124543. FAX: 26898459
 Email: office@studiofountainhead.com

CONSULTANTS:

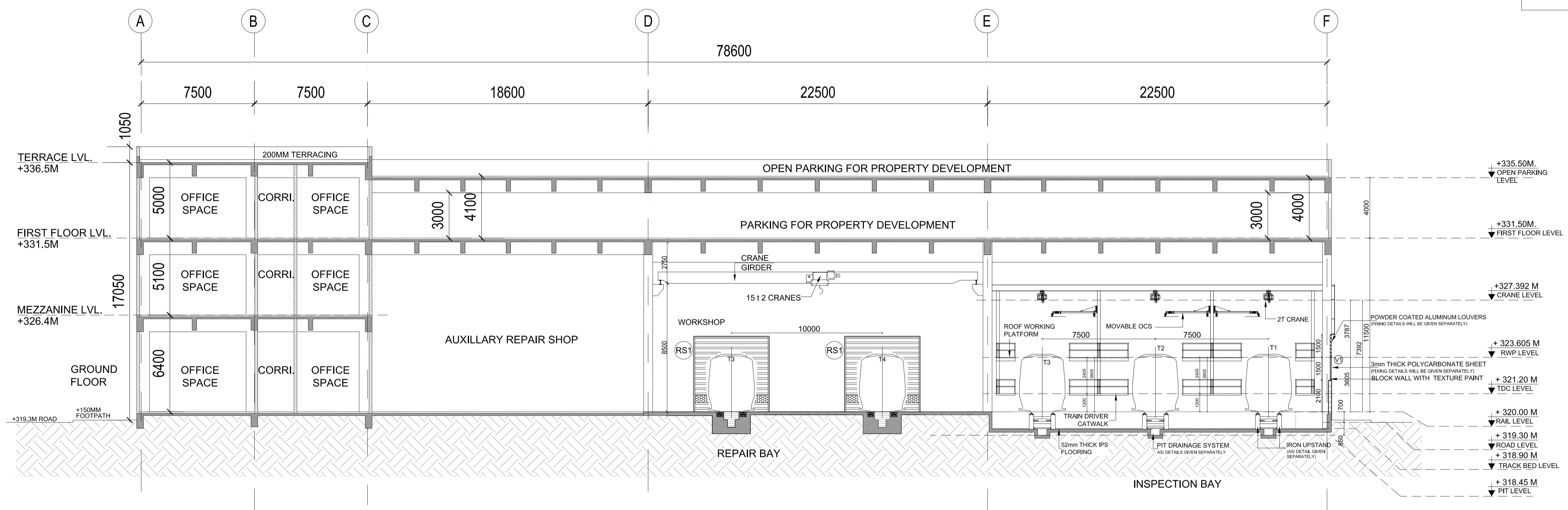
<p>Metro House, 28/2, Anand Nagar, C K Naidu Road, Civil Lines, Nagpur - 440001</p>	
N1DDC D-01	
ROLLING STOCK DEPOT AT HINGNA	
DRAWING TITLE: MAINTENANCE BUILDING- FIRST FLOOR PLAN	
DRAWING NO: N1DDCD01-DPOH-T-AR-2203	
REV: R0	
DATE: 06.07.2016	SCALE: 1:250
STATUS: FOR TENDER	
DRAWN BY: WAMIQ	CHECKED BY: S.M
VERIFIED BY: S.M	
<small>This drawing must not be either loaned, copied or otherwise reproduced in whole or in part or used for any purpose without the prior written permission of DMRC.</small>	

THIS DRAWING IS THE PROPERTY OF NAGPUR METRO RAIL CORPORATION LTD.

ARCHITECTURAL



KEY PLAN
MAINTENANCE BUILDING



TYPICAL SECTION

THIS DRAWING IS THE PROPERTY OF NAGPUR METRO RAIL CORPORATION LTD.

GENERAL NOTES:
 1. ALL DIMENSIONS ARE IN MILLIMETERS & LEVELS ARE IN METERS UNLESS OTHERWISE STATED.
 2. ALL DIMENSIONS ARE TO BE READ AND NOT MEASURED.
 3. ANY DISCREPANCIES MUST BE BROUGHT TO THE NOTICE OF THE DMRC BEFORE EXECUTION OF WORK AT SITE.
 4. THIS DRAWING MUST BE READ IN CONJUNCTION WITH ALL RELEVANT ARCHITECTURAL, STRUCTURAL, PLUMBING & FIRE FIGHTING, ELECTRICAL AND TRAFFIC MANAGEMENT DRAWINGS.
 5. ALL DOOR/WINDOW CILL & LINTEL LEVELS ARE MEASURED FROM MAIN FLOOR FINISHED LEVELS.

REFERENCE DRAWINGS	
Drg. No.	Description

REVISIONS					
REV	DESCRIPTION	DRN.	CHD.	VER.	DATE

APPROVAL BY NMRCL			
ARCHITECTURE	AM/Mgr	DY CA-III	CA
STRUCTURE	AM/Design	DY CE/DESIGN	ED/Technical
ELECTRICAL	AEME&M	DGM/E	CEE/UD
CIVIL	AGM/Civil	CE/General	
	AGM/Tele	CSTE	
	Fire Officer		

Certified that this document has been designed and checked in accordance with DDC Quality Assurance Plan.

OFFICE OF DRAWING ORIGIN:
FOUNTAINHEAD
 ARCHITECTURE INTERIOR & LANDSCAPE
 C-9/9148, VASANT KUNJ, NEW DELHI
 PH: 011-26891534, 26124540, 26124543. FAX: 26898459
 Email: office@studiofountainhead.com

Authorised Signatory for DDC.
 N1DDC D-01 Project Manager

CONSULTANTS:

NAGPUR METRO RAIL CORPORATION LTD.
 Metro House, 28/2, Anand Nagar, C K Naidu Road, Civil Lines, Nagpur - 440001

N1DDC D-01

ROLLING STOCK DEPOT AT HINGNA

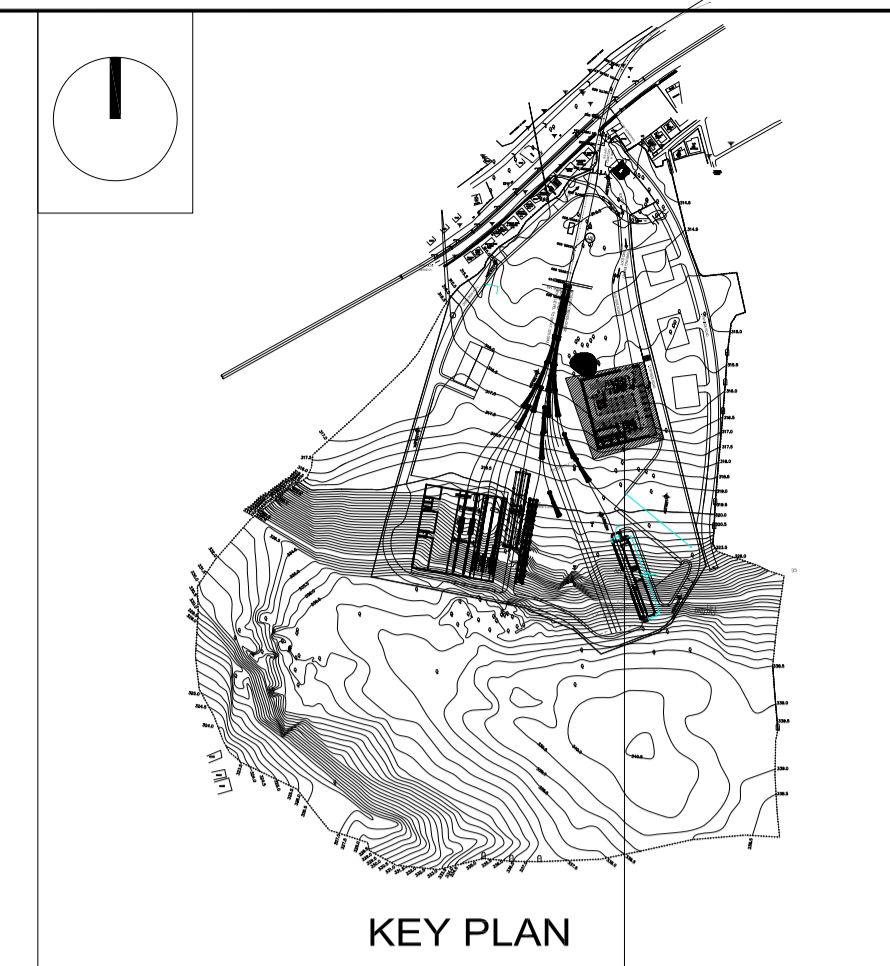
DRAWING TITLE: MAINTENANCE BUILDING SECTION

DRAWING NO: N1DDC01-DPOH-T-AR-2207 REV: R0

DATE: 06.07.2016	SCALE: 1:150	STATUS: FOR TENDER
DRAWN BY: WAMIQ	CHECKED BY: S.M	VERIFIED BY: S.M

ARCHITECTURAL

This drawing must not be either loaned, copied or otherwise reproduced in whole or in part or used for any purpose without the prior written permission of DMRC.



OFFICE BUILDING

GENERAL NOTES:

1. ALL DIMENSIONS ARE IN MILLIMETERS & LEVELS ARE IN METERS UNLESS OTHERWISE STATED.
2. ALL DIMENSIONS ARE TO BE READ AND NOT MEASURED.
3. ANY DISCREPANCIES MUST BE BROUGHT TO THE NOTICE OF THE DMRC BEFORE EXECUTION OF WORK AT SITE.
4. THIS DRAWING MUST BE READ IN CONJUNCTION WITH ALL RELEVANT ARCHITECTURAL, STRUCTURAL, PLUMBING & FIRE FIGHTING, ELECTRICAL AND TRAFFIC MANAGEMENT DRAWINGS.
5. ALL DOOR/WINDOW CILL & LINTEL LEVELS ARE MEASURED FROM MAIN FLOOR FINISHED LEVELS.

REFERENCE DRAWINGS

Drg. No.	Description

REV	DESCRIPTION	DRN.	CHD.	VER.	DATE

APPROVAL BY NMRCL			
ARCHITECTURE	AM/Mgr	DY CA-II	CA
STRUCTURE	AM/Design	DY CE/DESIGN	ED/Technical
ELECTRICAL	AEME&M	DGM/E	CEE/UD
CIVIL	AGM/Civil	CE/General	
	AGM/Tele	CSTE	
	Fire Officer		

Certified that this document has been designed and checked in accordance with DDC Quality Assurance Plan.

OFFICE OF DRAWING ORIGIN:
FOUNTAINHEAD
 ARCHITECTURE INTERIOR & LANDSCAPE
 C-9/9148, VASANT KUNJ, NEW DELHI
 PH: 011-26891534, 26124540, 26124543. FAX: 26898459
 Email: office@studiofountainhead.com

Authorised Signatory for DDC.
 N1DDC D-01 Project Manager

CONSULTANTS:

NAGPUR METRO RAIL CORPORATION LTD.
 Metro House, 28/2, Anand Nagar, C K Naidu Road, Civil Lines, Nagpur - 440001

N1DDC D-01

ROLLING STOCK DEPOT AT HINGNA

DRAWING TITLE: OFFICE BUILDING - BASEMENT LEVEL PLAN

DRAWING NO: N1DDCD01-DPOH-T-AR-2301

DATE: 06.07.2016

SCALE: 1:150

STATUS: FOR TENDER

DRAWN BY: ANIL

CHECKED BY: S.M

VERIFIED BY: S.M

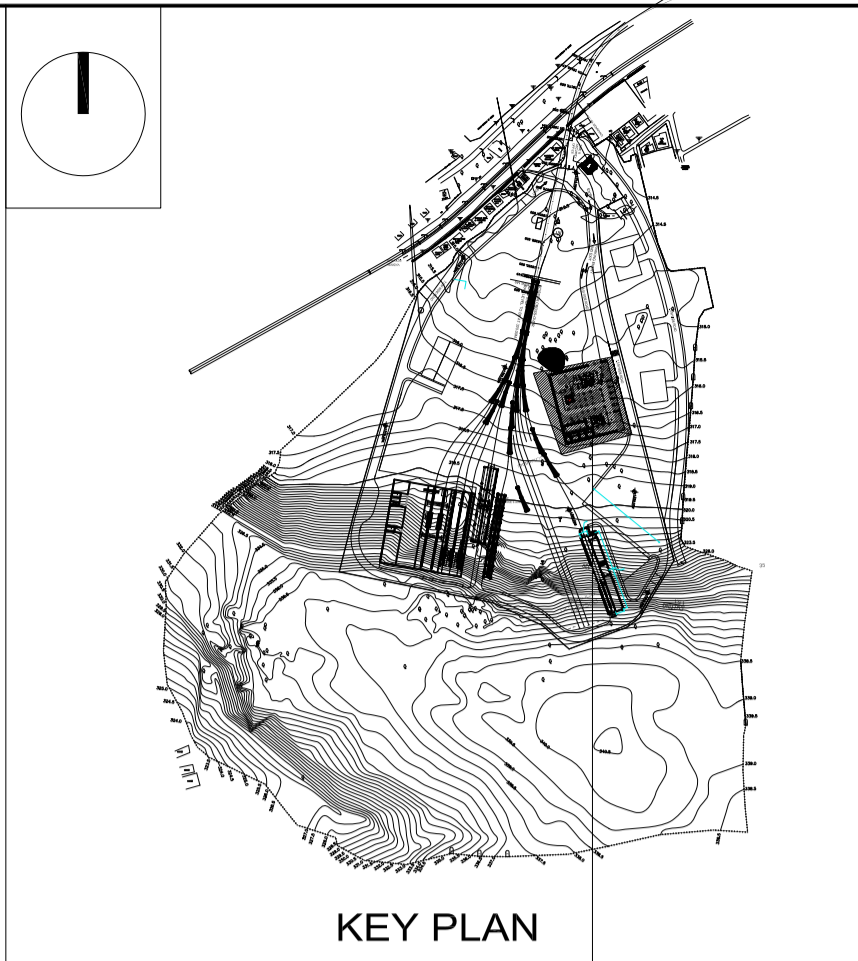
REV: R0

ARCHITECTURAL

This drawing must not be either loaned, copied or otherwise reproduced in whole or in part or used for any purpose without the prior written permission of DMRC.



S.NO	GROUND FLOOR	L(M)	B(M)	AREA(M)
1	LOBBY	7.27	6.89	50.09
2	O&M STORE	7.08	4.30	30.44
3	CREW ROOM GENTS	7.08	6.50	46.02
4	CREW WAITING ROOM	7.08	3.60	25.49
5	CREW ROOM LADIES	7.08	5.00	35.40
6	TOILET FEMALE	5.08	3.63	18.44
7	HANDICAP TOILET	2.10	2.20	4.62
8	TOILET MALE	4.78	4.25	20.32
9	ELECTRIC ROOM	2.01	3.54	7.12
10	HALL FOR STAFF	14.11	18.47	260.61
11	MEETING	5.00	4.60	23.00
12	PA	5.00	3.80	19.00
13	DEPOT INCHARGE	5.75	8.60	49.45
14	PANTRY	1.97	3.00	5.91
15	REST	1.97	3.07	6.05
16	TOILET	1.97	2.10	4.14
17	OFFICS 1	3.00	4.99	14.97
18	OFFICS 2	3.00	4.99	14.97
19	OFFICS 3	3.00	4.99	14.97
20	OFFICS 4	3.00	4.99	14.97
21	DGM 1	4.27	2.67	11.40
22	DGM 2	2.67	4.33	11.56
23	DGM 3	4.10	3.50	14.35
24	DGM 4	4.10	3.50	14.35
25	DGM 5	4.10	3.50	14.35
26	DGM 6	4.10	3.50	14.35
27	CONFERENCE ROOM	8.55	11.17	19.72
28	LIBRARY	11.87	7.10	18.97
29	ENTRANCE LOBBY-1	5.80	7.27	13.07
30	ELECTRIC ROOM	2.47	7.75	10.22
31	TOILET MALE	4.25	4.80	9.05
32	STORE	3.54	2.01	5.55
33	HANDICAP TOILET	2.20	2.10	4.30
34	TOILET FEMALE	3.63	4.13	7.76
35	CBT ROOM	8.77	7.10	15.87
36	TECHNICAL ROOM	2.90	5.30	8.20
37	ENTRANCE LOBBY-1	5.80	7.27	13.07
38	ELECTRIC ROOM	2.47	6.30	8.77
39	ENTRANCE LOBBY-2	4.27	7.30	11.57
40	TOILET MALE	4.14	4.80	8.94
41	DRINKING WATER	3.54	2.24	5.78
42	HANDICAP TOILET	2.20	2.10	4.30
43	TOILET FEMALE	3.63	4.13	7.76
44	CANTEEN	16.47	18.44	34.91
45	SERVING	5.60	8.60	14.20
46	KITCHEN	12.24	8.60	20.84
47	STORE	3.00	4.68	7.68
48	TOILET	3.00	3.03	6.03
49	INSTRUCTOR STATION	8.87	8.57	17.44
50	SIMULATOR ROOM	8.76	11.17	19.93



KEY PLAN
OFFICE BUILDING

GENERAL NOTES:
 1. ALL DIMENSIONS ARE IN MILLIMETERS & LEVELS ARE IN METERS UNLESS OTHERWISE STATED.
 2. ALL DIMENSIONS ARE TO BE READ AND NOT MEASURED.
 3. ANY DISCREPANCIES MUST BE BROUGHT TO THE NOTICE OF THE DMRC BEFORE EXECUTION OF WORK AT SITE.
 4. THIS DRAWING MUST BE READ IN CONJUNCTION WITH ALL RELEVANT ARCHITECTURAL, STRUCTURAL, PLUMBING & FIRE FIGHTING, ELECTRICAL AND TRAFFIC MANAGEMENT DRAWINGS.
 5. ALL DOOR/WINDOW CILL & LINTEL LEVELS ARE MEASURED FROM MAIN FLOOR FINISHED LEVELS.

REV	DESCRIPTION	DRN.	CHD.	VER.	DATE

APPROVAL BY NMRCL			
ARCHITECTURE	AM/Mgr	DY CA-II	CA
STRUCTURE	AM/Design	DY CE/DESIGN	ED/Technical
ELECTRICAL	AEME&M	DGM/E	CEE/UD
CIVIL	AGM/Civil	CE/General	
	AGM/Tele	CSTE	
	Fire Officer		

Certified that this document has been designed and checked in accordance with DDC Quality Assurance Plan.

OFFICE OF DRAWING ORIGIN:
FOUNTAINHEAD
 ARCHITECTURE INTERIOR & LANDSCAPE
 C-9/9148, VASANT KUNJ, NEW DELHI
 PH: 011-26891534, 26124540, 26124543. FAX: 26898459
 Email: office@studiofountainhead.com

Authorised Signatory for DDC.
 N1DDC D-01 Project Manager

CONSULTANTS:

NAGPUR METRO RAIL CORPORATION LTD.
 Metro House, 28/2, Anand Nagar, C K Naidu Road, Civil Lines, Nagpur - 440001

N1DDC D-01

ROLLING STOCK DEPOT AT HINGNA

DRAWING TITLE: OFFICE BUILDING - GROUND FLOOR PLAN

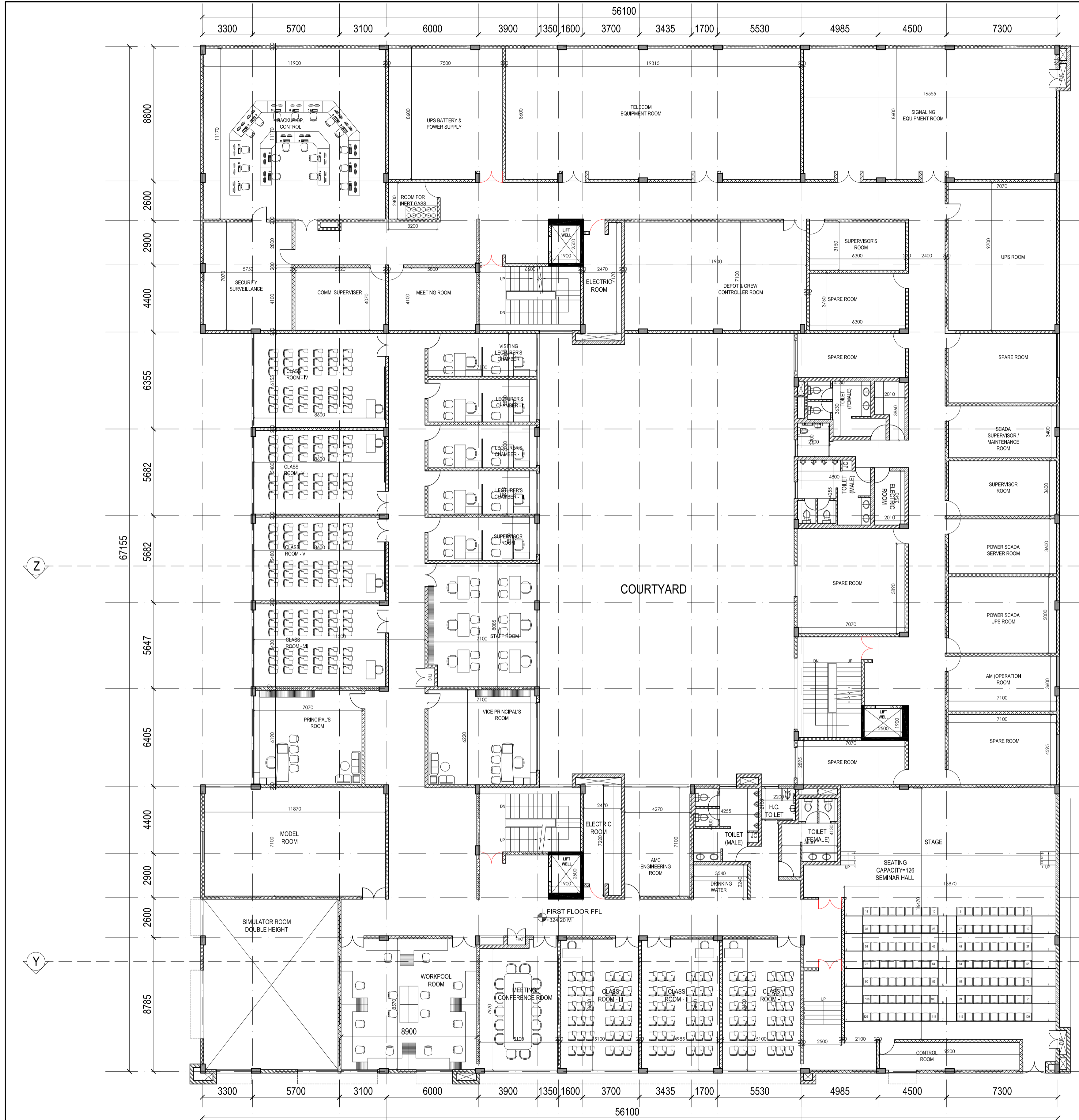
DRAWING NO: N1DDC01-DPOH-T-AR-2302 REV: R0

DATE: 06.07.2016 SCALE: 1:150 STATUS: FOR TENDER

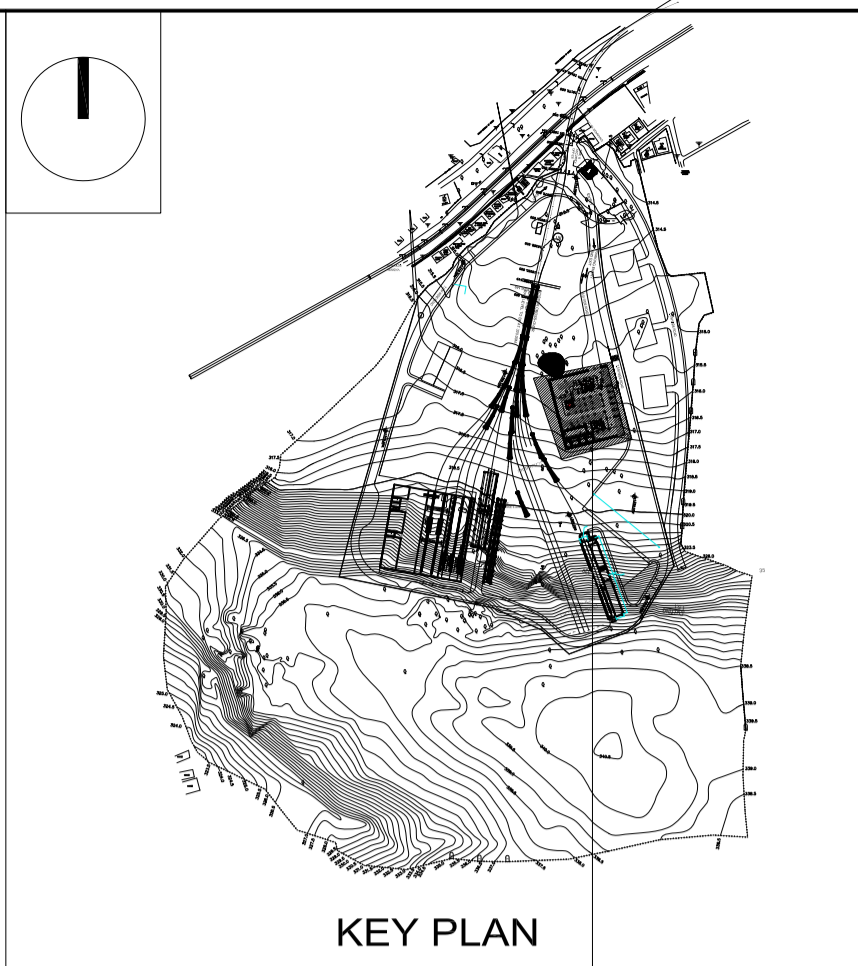
DRAWN BY: ANIL CHECKED BY: S.M VERIFIED BY: S.M

ARCHITECTURAL

This drawing must not be either loaned, copied or otherwise reproduced in whole or in part or used for any purpose without the prior written permission of DMRC.



S.NO	FIRST FLOOR	L(M)	B(M)	AREA(M)
1	SPARE ROOM	7.04	6.89	48.51
2	TOILET MALE	4.80	4.25	20.40
3	ELECTRIC ROOM	2.01	3.54	7.12
4	TOILET FEMALE	4.13	3.63	14.99
5	HANDICAP TOILET	2.10	2.20	4.62
6	AM OPERATION ROOM	7.05	3.60	25.38
7	POWER SCADA UPS ROOM	7.05	5.00	35.25
8	POWER SCADA SERVER ROOM	7.05	3.60	25.38
9	SUPERVISOR ROOM	7.05	3.60	25.38
10	SCADA SUP. MAINT. ROOM	7.05	3.40	23.97
11	UPS ROOM	7.08	9.70	68.68
12	SPARE ROOM	6.32	3.75	23.70
13	SUPERVISOR'S ROOM	6.32	3.15	19.91
14	DEPOT & CREW	11.90	7.10	84.49
15	ELECTRIC ROOM	2.47	7.17	17.71
16	MEETING ROOM	5.80	4.07	23.61
17	COMM. SUPERVISOR	5.92	4.07	24.09
18	SECURITY SURVELLIANCE	5.75	7.07	40.65
19	BACKUP CONTROL	11.87	11.17	132.59
20	ROOM FOR INERT GAS	3.20	2.40	7.68
21	UPS BATTERY POWER SUPPLY	7.53	8.57	64.53
22	TELECOM EQUIPENT ROOM	19.27	8.57	165.14
23	SIGNALING EQUIPMENT ROOM	16.57	8.57	142.00
24	VISITING LECTURERS CHAMBER	7.10	2.80	19.88
25	LECTURERS CHAMBER-I	7.10	2.80	19.88
26	LECTURERS CHAMBER-II	7.10	2.80	19.88
27	LECTURERS CHAMBER-III	7.10	2.77	19.67
28	SUPERVISOR ROOM	7.10	2.77	19.67
29	STAFF ROOM	7.10	8.15	57.87
30	VICE PRINCIPLES ROOM	7.07	6.22	43.98
31	PRINCIPAL ROOM	7.07	6.19	43.76
32	MEETING / CONF. ROOM	5.10	7.97	40.65
33	WORK POOL ROOM	8.87	8.57	76.02
34	MODEL ROOM	11.77	7.10	83.57
35	ELECTRIC ROOM	2.47	7.22	17.83
36	AMC ENGINEERING ROOM	4.27	7.10	30.32
37	TOILET MALE	4.25	4.80	20.40
38	DRINKING WATER	3.54	2.24	7.93
39	HANDICAP TOILET	2.20	2.10	4.62
40	TOILET FEMALE	3.63	4.13	14.99
41	SEMINAR HALL	13.87	16.47	228.44
42	CLASS ROOM -I	5.10	8.60	43.86
43	CLASS ROOM -II	4.98	8.60	42.83
44	CLASS ROOM -III	5.10	8.60	43.86
45	CLASS ROOM-IV	8.60	6.15	52.89
46	CLASS ROOM-V	8.60	5.48	47.13
47	CLASS ROOM-VI	8.60	5.48	47.13
48	CLASS ROOM-VII	8.60	5.43	46.70



KEY PLAN
OFFICE BUILDING

GENERAL NOTES:
 1. ALL DIMENSIONS ARE IN MILLIMETERS & LEVELS ARE IN METERS UNLESS OTHERWISE STATED.
 2. ALL DIMENSIONS ARE TO BE READ AND NOT MEASURED.
 3. ANY DISCREPANCIES MUST BE BROUGHT TO THE NOTICE OF THE DMRC BEFORE EXECUTION OF WORK AT SITE.
 4. THIS DRAWING MUST BE READ IN CONJUNCTION WITH ALL RELEVANT ARCHITECTURAL, STRUCTURAL, PLUMBING & FIRE FIGHTING, ELECTRICAL AND TRAFFIC MANAGEMENT DRAWINGS.
 5. ALL DOOR/WINDOW CILL & LINTEL LEVELS ARE MEASURED FROM MAIN FLOOR FINISHED LEVELS.

REV	DESCRIPTION	DRN.	CHD.	VER.	DATE

APPROVAL BY NMRCL			
ARCHITECTURE	AM/Mgr	DY CA-II	CA
STRUCTURE	AM/Design	DY CE/DESIGN	ED/Technical
ELECTRICAL	AEME&M	DG/ME	CEE/UD
CIVIL	AGM/Civil	CE/General	
	AGM/Tele	C/STE	
	Fire Officer		

Certified that this document has been designed and checked in accordance with DDC Quality Assurance Plan.

OFFICE OF DRAWING ORIGIN:
FOUNTAINHEAD
 ARCHITECTURE INTERIOR & LANDSCAPE
 C-9/9148, VASANT KUNJ, NEW DELHI
 PH: 011-26891534, 26124540, 26124543. FAX: 26898459
 Email: office@studiofountainhead.com

Authorised Signatory for DDC,
 N1DDC D-01 Project Manager

CONSULTANTS:

NAGPUR METRO RAIL CORPORATION LTD.
 Metro House, 28/2, Anand Nagar, C K Naidu Road, Civil Lines, Nagpur - 440001

N1DDC D-01

ROLLING STOCK DEPOT AT HINGNA

DRAWING TITLE: OFFICE BUILDING - FIRST FLOOR PLAN

DRAWING NO: N1DDC01-DPOH-T-AR-2303

DATE: 06.07.2016

SCALE: 1:150

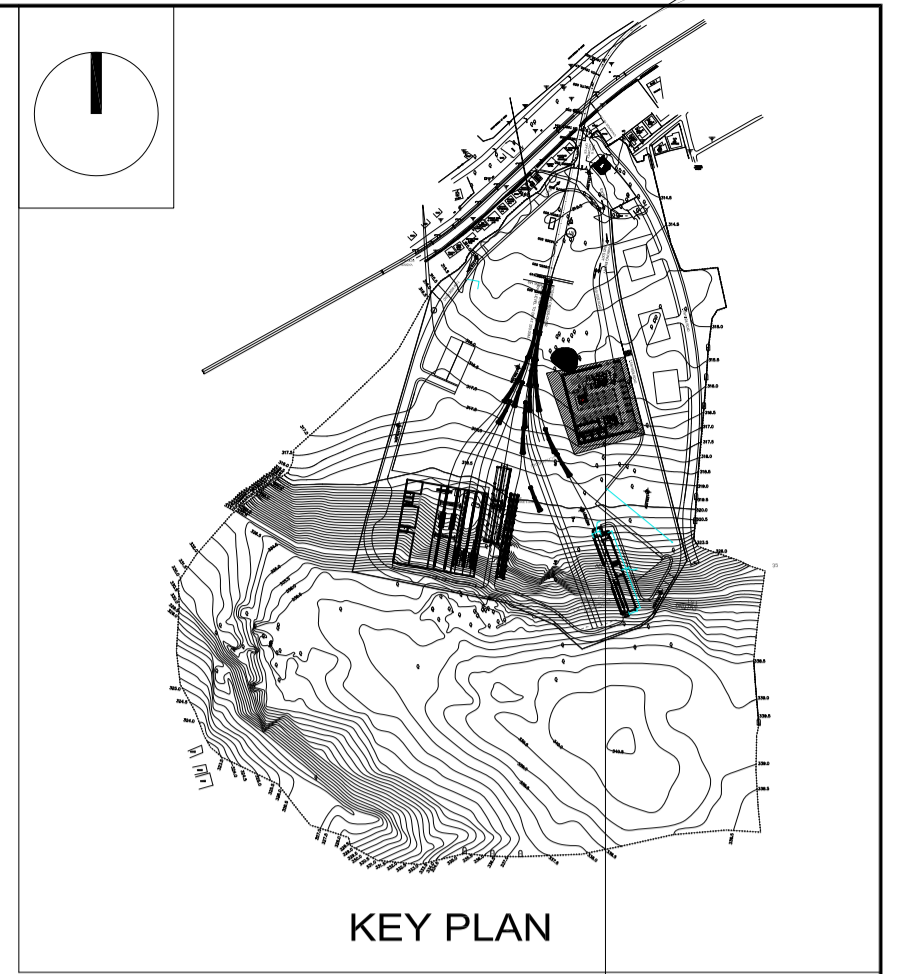
STATUS: FOR TENDER

DRAWN BY: ANIL

CHECKED BY: S.M

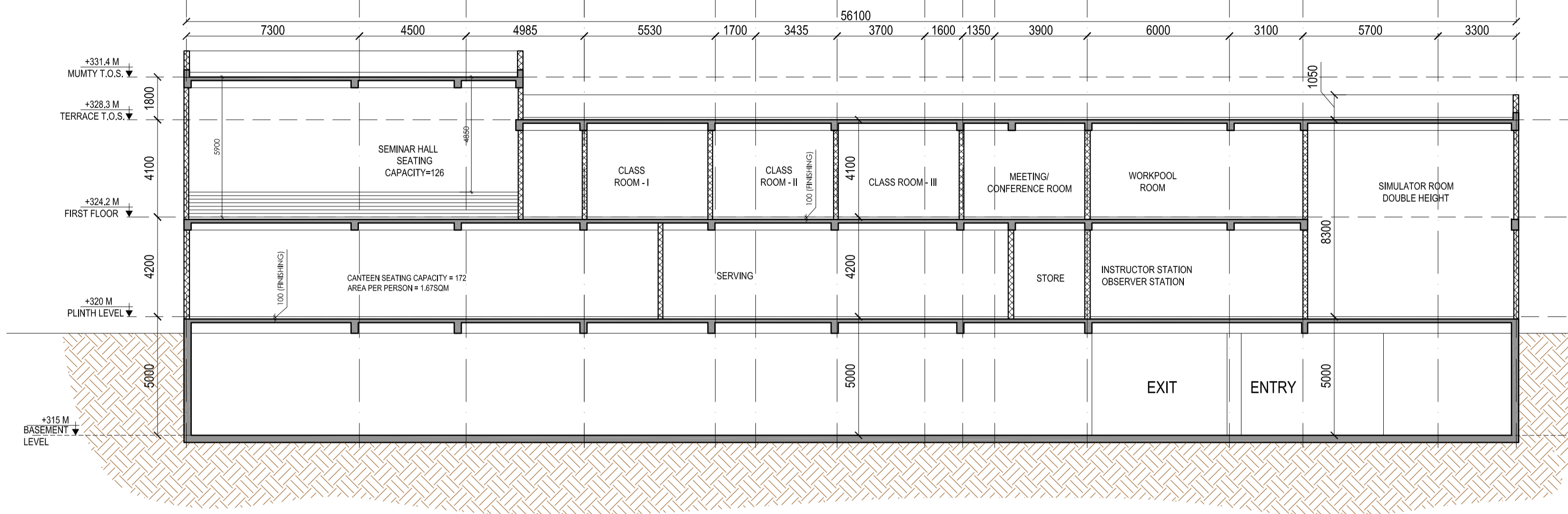
VERIFIED BY: S.M

THIS DRAWING MUST NOT BE EITHER LOANED, COPIED OR OTHERWISE REPRODUCED IN WHOLE OR IN PART OR USED FOR ANY PURPOSE WITHOUT THE PRIOR WRITTEN PERMISSION OF DMRC.

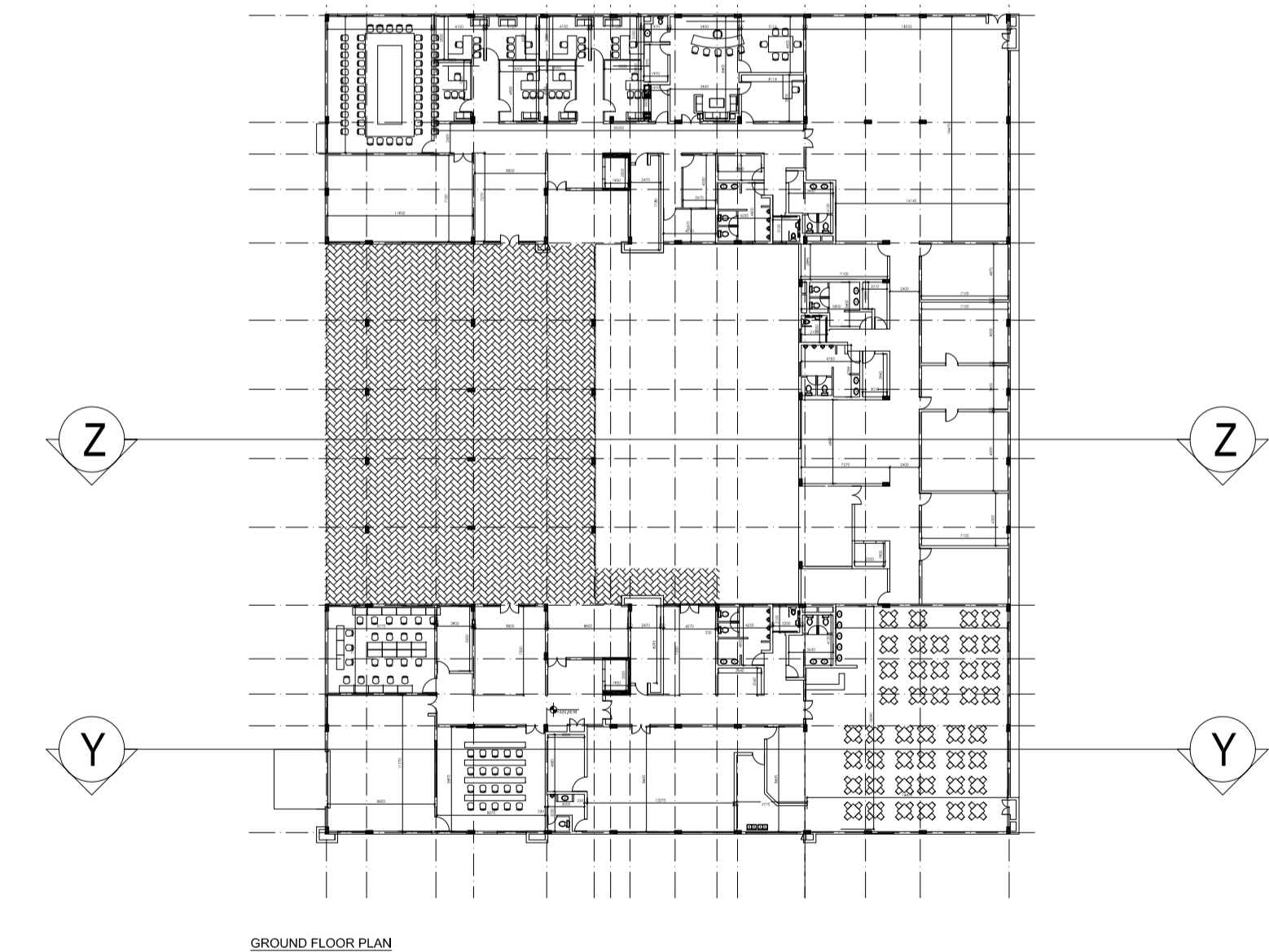
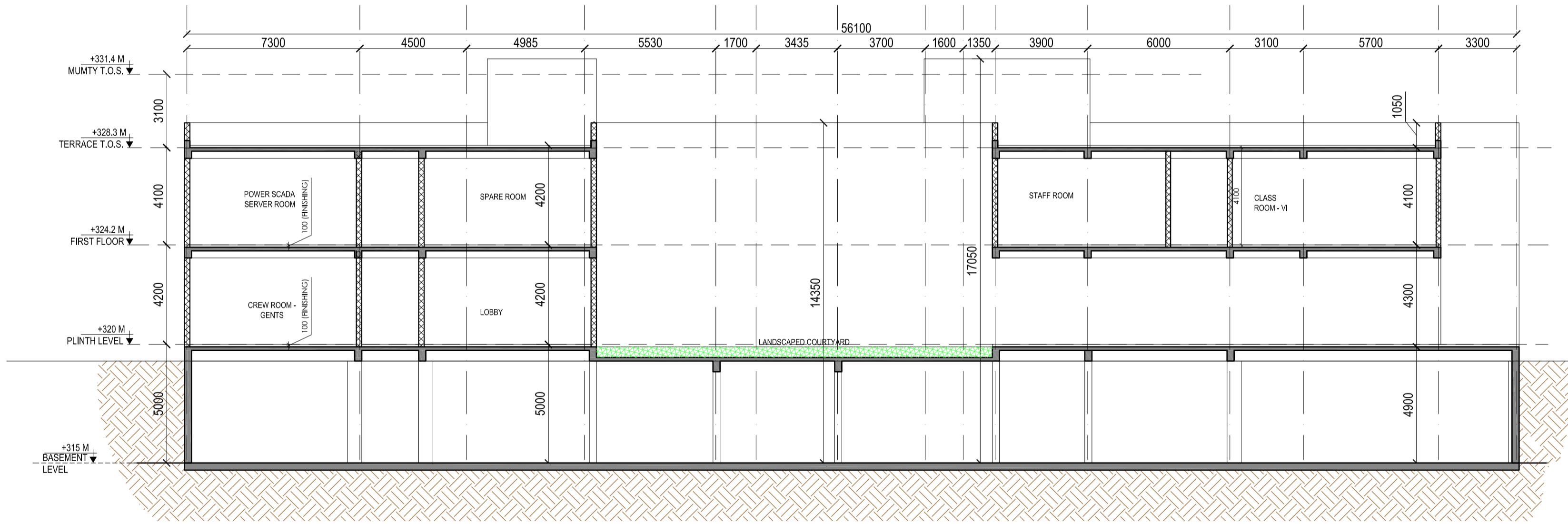


KEY PLAN

OFFICE BUILDING



SECTION YY



- GENERAL NOTES:
1. ALL DIMENSIONS ARE IN MILLIMETERS & LEVELS ARE IN METERS UNLESS OTHERWISE STATED.
 2. ALL DIMENSIONS ARE TO BE READ AND NOT MEASURED.
 3. ANY DISCREPANCIES MUST BE BROUGHT TO THE NOTICE OF THE DMRC BEFORE EXECUTION OF WORK AT SITE.
 4. THIS DRAWING MUST BE READ IN CONJUNCTION WITH ALL RELEVANT ARCHITECTURAL, STRUCTURAL, PLUMBING & FIRE FIGHTING, ELECTRICAL AND TRAFFIC MANAGEMENT DRAWINGS.
 5. ALL DOOR/WINDOW CILL & LINTEL LEVELS ARE MEASURED FROM MAIN FLOOR FINISHED LEVELS.

REFERENCE DRAWINGS	
Dwg. No.	Description

REVISIONS					
REV	DESCRIPTION	DRN.	CHD.	VER.	DATE

APPROVAL BY NMRCL			
ARCHITECTURE	AM/Mgr	DY CA-III	CA
STRUCTURE	AM/Design	DY CE/DESIGN	ED/Technical
ELECTRICAL	AEME&M	DGM/E	CEE/UD
CIVIL	AGM/Civil	CE/General	
	AGM/Tele	CSTE	
	Fire Officer		

Certified that this document has been designed and checked in accordance with DDC Quality Assurance Plan.

OFFICE OF DRAWING ORIGIN:
FOUNTAINHEAD
 ARCHITECTURE INTERIOR & LANDSCAPE
 C-9/9148, VASANT KUNJ, NEW DELHI
 PH: 011-26891534, 26124540, 26124543. FAX: 26898459
 Email: office@studiofountainhead.com

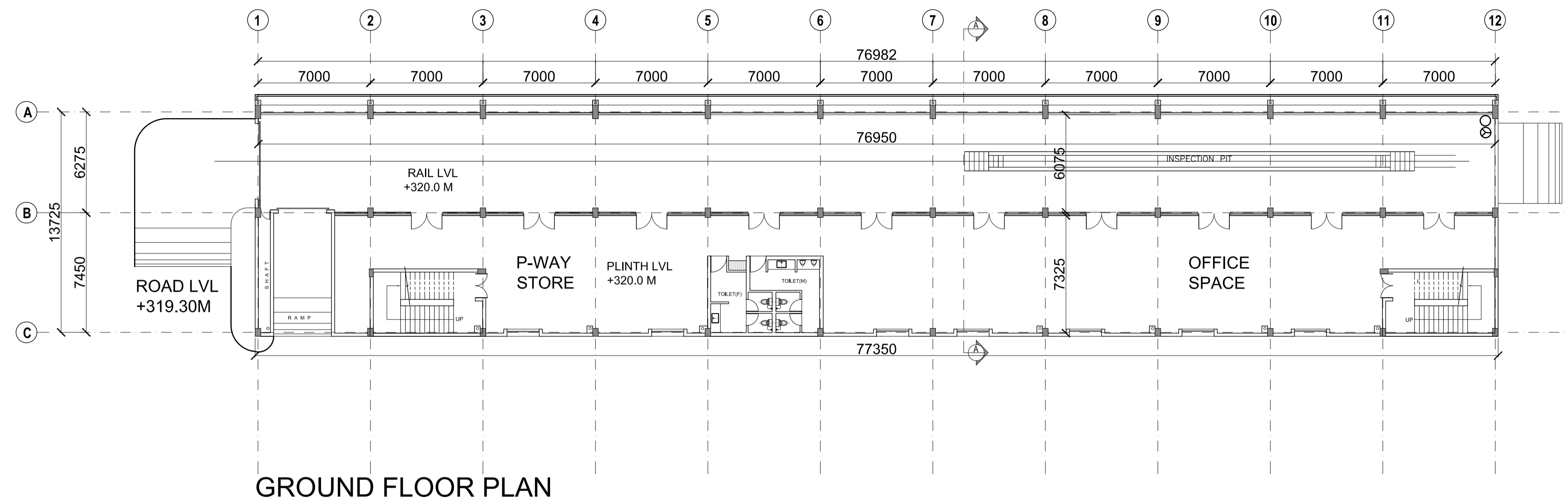
Authorised Signatory for DDC.
 N1DDC D-01 Project Manager

CONSULTANTS:

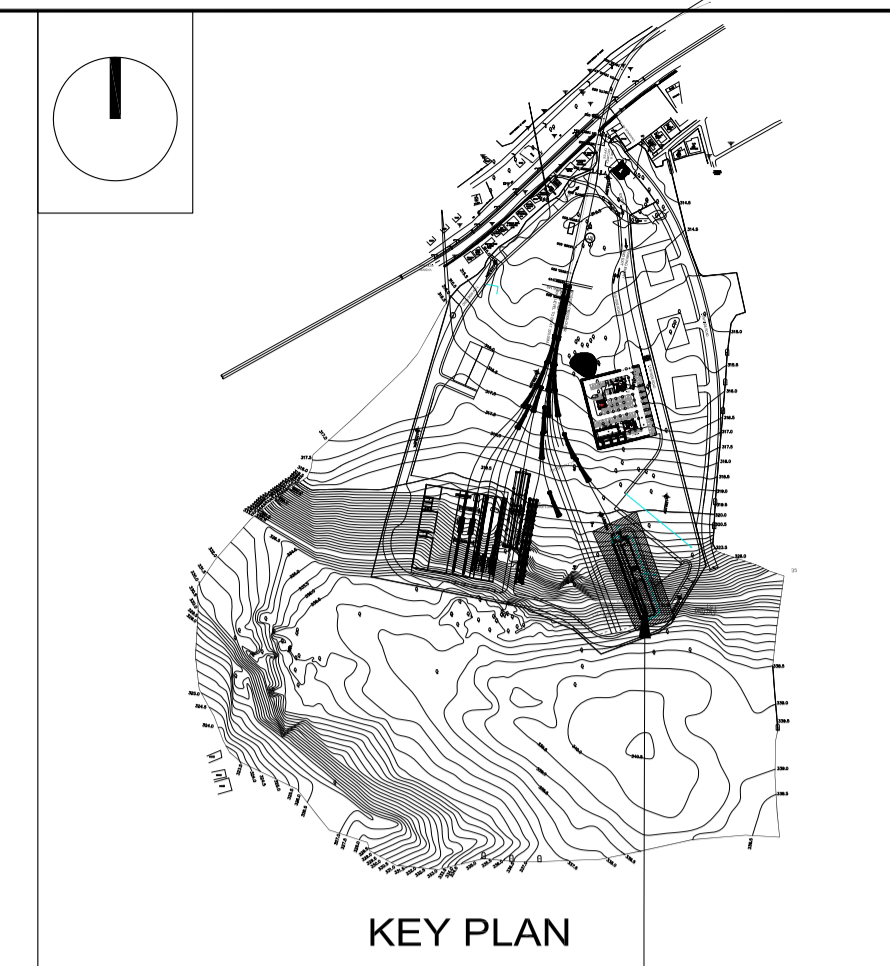
NAGPUR METRO RAIL CORPORATION LTD.
 Metro House, 28/2, Anand Nagar, C K Naidu Road, Civil Lines, Nagpur - 440001

N1DDC D-01	
ROLLING STOCK DEPOT AT HINGNA	
DRAWING TITLE: OFFICE BUILDING - SECTIONS	
DRAWING NO: N1DDCD01-DPOH-T-AR-2304	REV: R0
DATE: 06.07.2016	SCALE: 1:150
DRAWN BY: ANIL	CHECKED BY: S.M
STATUS: FOR TENDER	VERIFIED BY: S.M

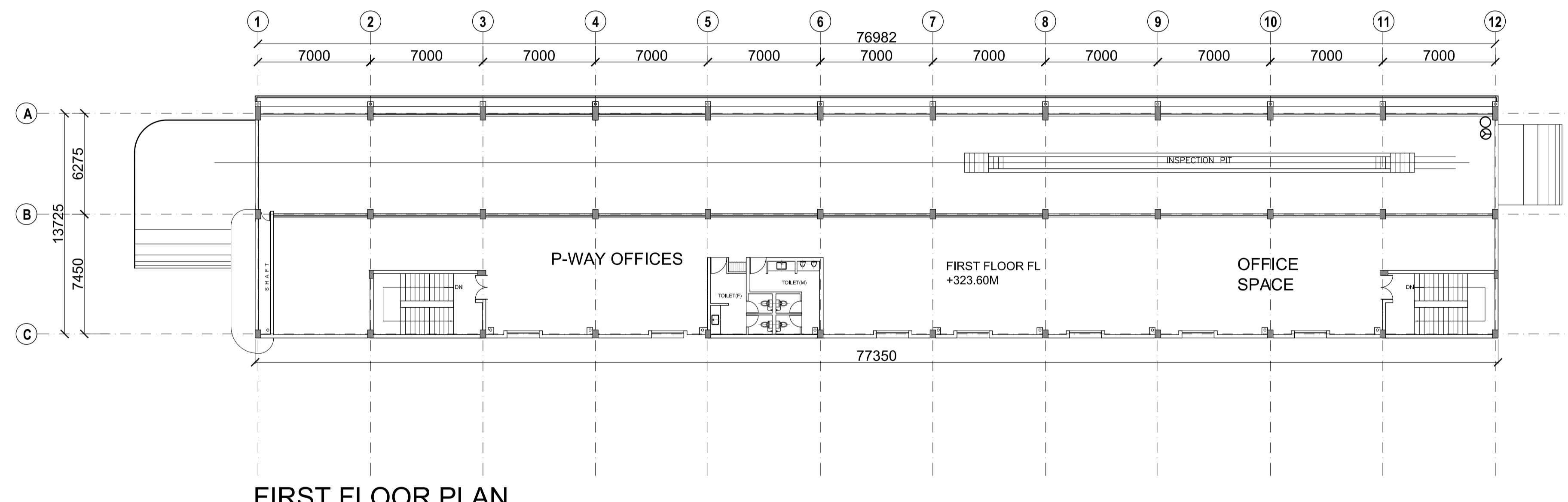
This drawing must not be either loaned, copied or otherwise reproduced in whole or in part or used for any purpose without the prior written permission of DMRC.



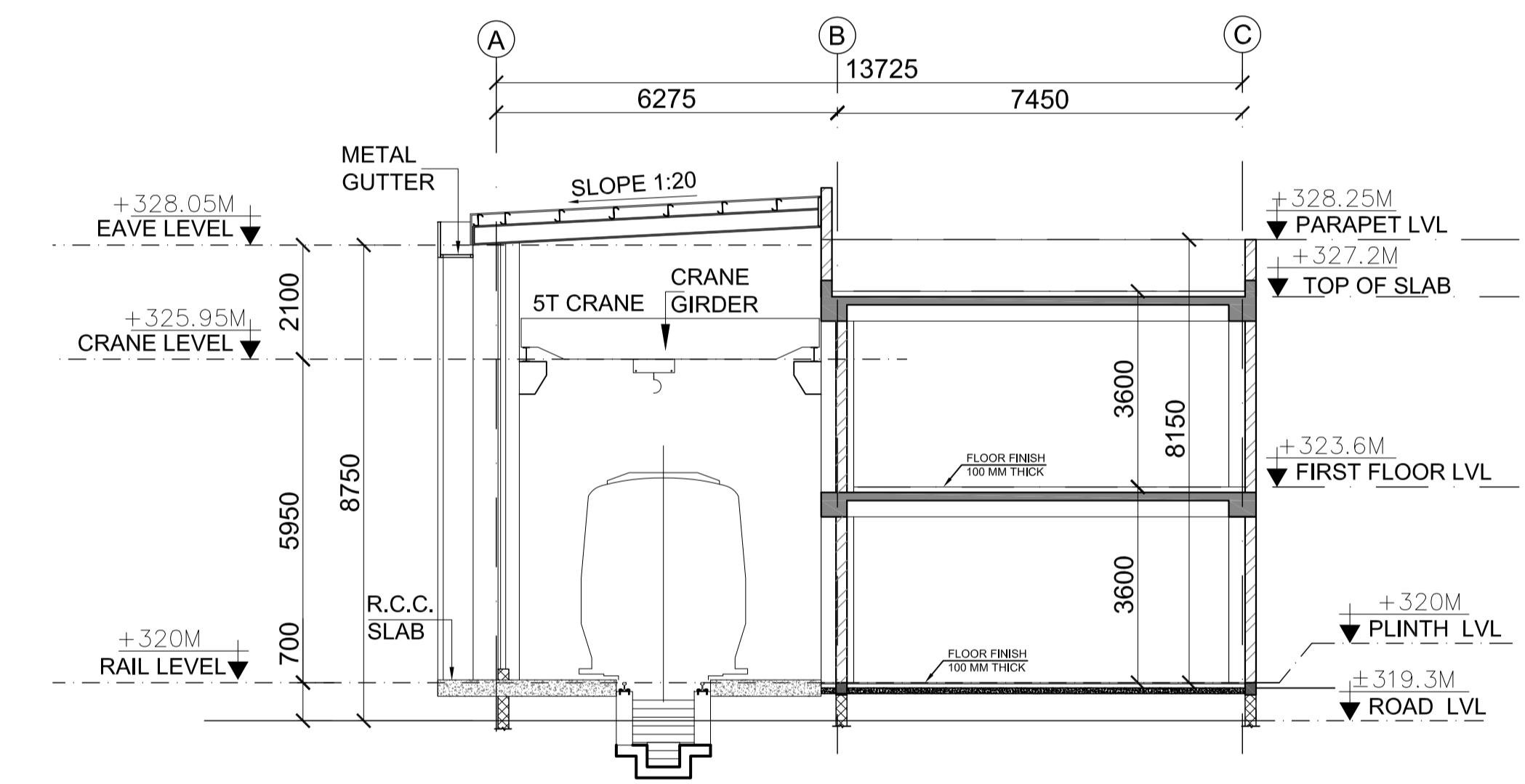
GROUND FLOOR PLAN



WORKSHOP



FIRST FLOOR PLAN



SECTION AA
SCALE = 1:100

AREA CHART

S.NO.	TYPE	SIZE(M)	AREA(M)	TYPE OF BUILDING
1.	P-WAY ROOM FOR WORKSHOP TRACK MACHINE (G+1)	76.95 X 7.325	563.65	RCC BUILDING
2.	WORKSHOP TRACK MACHINE , MOTOR TROLLEY	76.95 X 6.075	467.47	SHED

THIS DRAWING IS THE PROPERTY OF NAGPUR METRO RAIL CORPORATION LTD.

GENERAL NOTES:
 1. ALL DIMENSIONS ARE IN MILLIMETERS & LEVELS ARE IN METERS UNLESS OTHERWISE STATED.
 2. ALL DIMENSIONS ARE TO BE READ AND NOT MEASURED.
 3. ANY DISCREPANCIES MUST BE BROUGHT TO THE NOTICE OF THE DMRC BEFORE EXECUTION OF WORK AT SITE.
 4. THIS DRAWING MUST BE READ IN CONJUNCTION WITH ALL RELEVANT ARCHITECTURAL, STRUCTURAL, PLUMBING & FIRE FIGHTING, ELECTRICAL AND TRAFFIC MANAGEMENT DRAWINGS.
 5. ALL DOOR/WINDOW CILL & LINTEL LEVELS ARE MEASURED FROM MAIN FLOOR FINISHED LEVELS.

REVISIONS					
REV	DESCRIPTION	DRN.	CHD.	VER.	DATE

APPROVAL BY NMRCL			
ARCHITECTURE	AM/Gr	DY CA-III	CA
STRUCTURE	AM/Design	DY CE/DESIGN	ED/Technical
ELECTRICAL	AEM/E&M	DGM/E	CEE/UD
CIVIL	AGM/Civil	CE/General	
	AGM/Tele	CSTE	
	Fire Officer		

Certified that this document has been designed and checked in accordance with DDC Quality Assurance Plan.

Office of Drawing Origin:
FOUNTAINHEAD
 ARCHITECTURE INTERIOR & LANDSCAPE
 C-9/9148, VASANT KUNJ, NEW DELHI
 PH: 011-26891534, 26124540, 26124543. FAX: 26898459
 Email: office@studiofountainhead.com

Authorised Signatory for DDC.
 N1DDC D-01 Project Manager

CONSULTANTS:

NAGPUR METRO RAIL CORPORATION LTD.
 Metro House, 28/2, Anand Nagar, C K Naidu Road, Civil Lines, Nagpur - 440001

N1DDC D-01

ROLLING STOCK DEPOT AT HINGNA

DRAWING TITLE: P-WAY & WORK SHOP PLANS AND SECTIONS

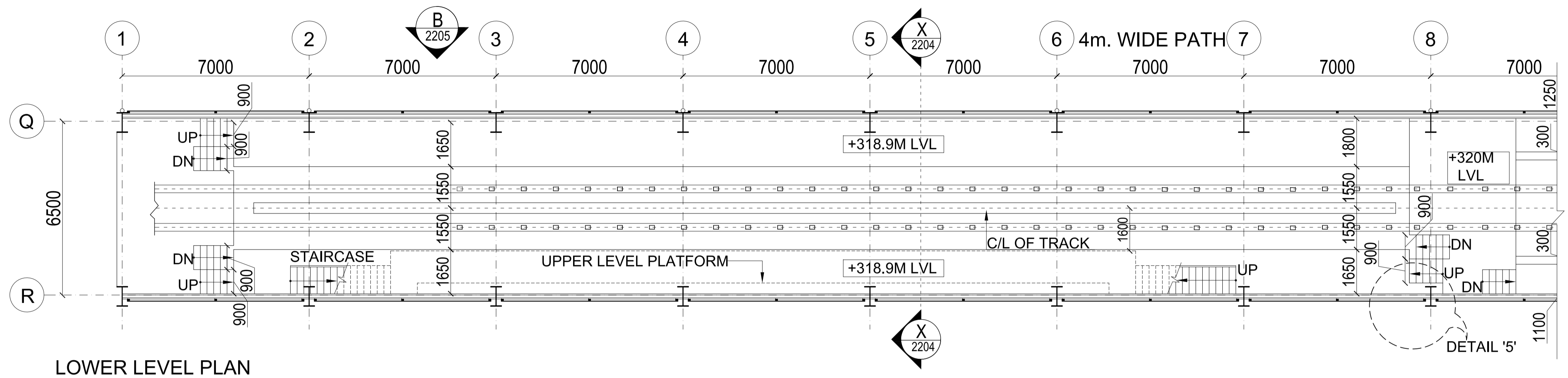
DRAWING NO: N1DDCD01-DPOH-T-AR-2501 REV: R0

DATE: 01.07.2016 SCALE: 1:200 STATUS: FOR TENDER

DRAWN BY: WAMIQ CHECKED BY: S.M VERIFIED BY: S.M

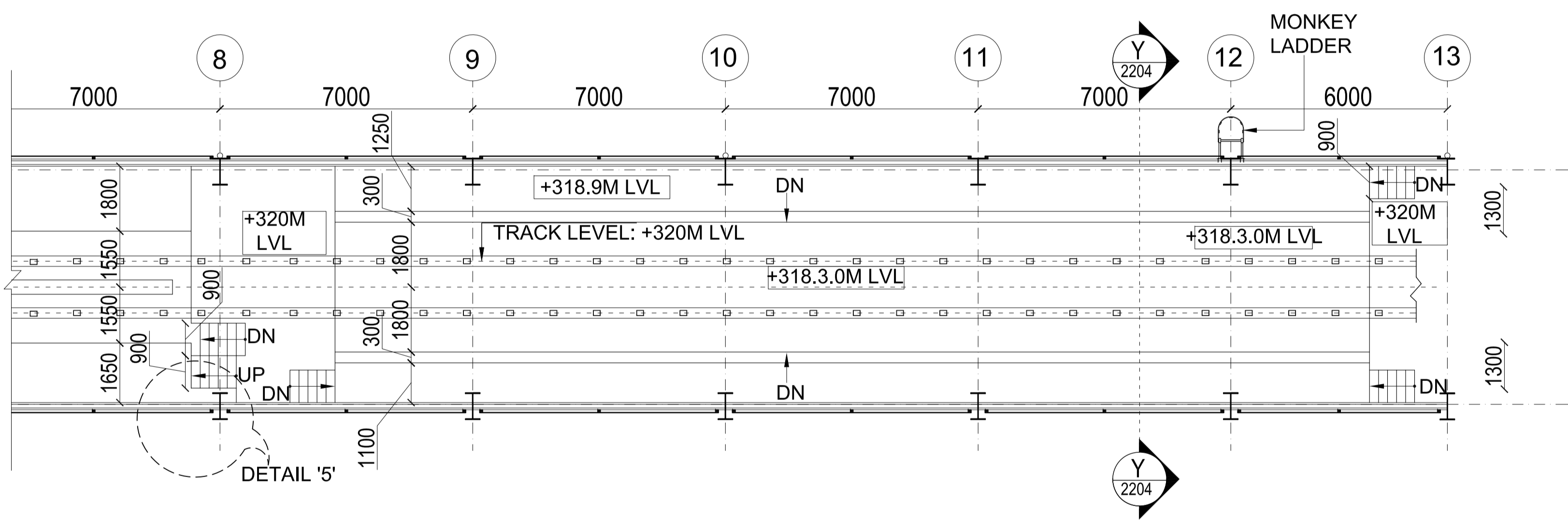
ARCHITECTURAL

This drawing must not be either loaned, copied or otherwise reproduced in whole or in part or used for any purpose without the prior written permission of DMRC.



LOWER LEVEL PLAN

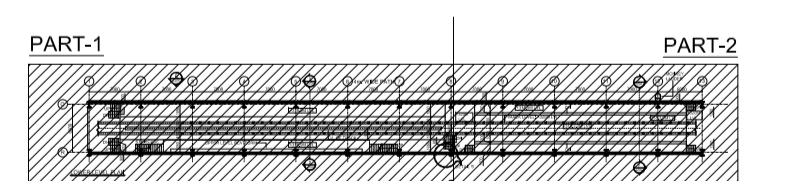
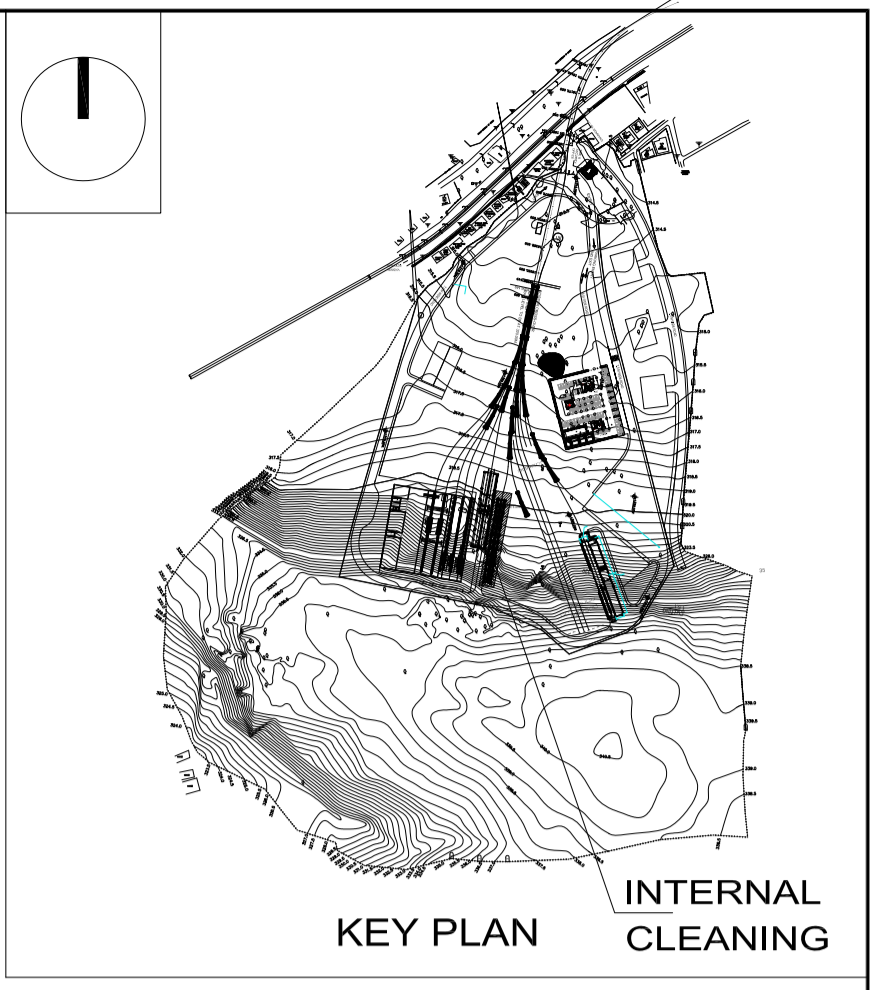
PART-1



PART-2

AREA CHART LOWER LEVEL

S.NO.	TYPE	SIZE(M)	AREA(M)	TYPE OF BUILDING
1.	INTERNAL CLEANING	83.00 X 7.25	601.75	SHED



KEY PLAN

THIS DRAWING IS THE PROPERTY OF NAGPUR METRO RAIL CORPORATION LTD.

GENERAL NOTES:
 1. ALL DIMENSIONS ARE IN MILLIMETERS & LEVELS ARE IN METERS UNLESS OTHERWISE STATED.
 2. ALL DIMENSIONS ARE TO BE READ AND NOT MEASURED.
 3. ANY DISCREPANCIES MUST BE BROUGHT TO THE NOTICE OF THE DMRC BEFORE EXECUTION OF WORK AT SITE.
 4. THIS DRAWING MUST BE READ IN CONJUNCTION WITH ALL RELEVANT ARCHITECTURAL, STRUCTURAL, PLUMBING & FIRE FIGHTING, ELECTRICAL AND TRAFFIC MANAGEMENT DRAWINGS.
 5. ALL DOOR/WINDOW CILL & LINTEL LEVELS ARE MEASURED FROM MAIN FLOOR FINISHED LEVELS.

REVISIONS					
REV	DESCRIPTION	DRN.	CHD.	VER.	DATE

APPROVAL BY NMRCL			
ARCHITECTURE	AM/Mgr	DY CA-III	CA
STRUCTURE	AM/Design	DY CE/DESIGN	ED/Technical
ELECTRICAL	AEME&M	DGM/E	CEE/UD
CIVIL	AGM/Civil	CE/General	
	AGM/Tele	CSTE	
	Fire Officer		

Certified that this document has been designed and checked in accordance with DDC Quality Assurance Plan.

OFFICE OF DRAWING ORIGIN:
FOUNTAINHEAD
 ARCHITECTURE INTERIOR & LANDSCAPE
 C-9/9148, VASANT KUNJ, NEW DELHI
 PH: 011-26891534, 26124540, 26124543. FAX: 26898459
 Email: office@studiofountainhead.com

Authorised Signatory for DDC.
 N1DDC D-01 Project Manager

CONSULTANTS:

NAGPUR METRO RAIL CORPORATION LTD.
 Metro House, 28/2, Anand Nagar, C K Naidu Road, Civil Lines, Nagpur - 440001

N1DDC D-01

ROLLING STOCK DEPOT AT HINGNA

DRAWING TITLE: INTERNAL CLEANING SHED - LOWER LEVEL PLAN

DRAWING NO: N1DDCD01-DPOH-T-AR-2601

DATE: 01.07.2016

SCALE: 1:100

STATUS: FOR TENDER

DRAWN BY: ROHAN

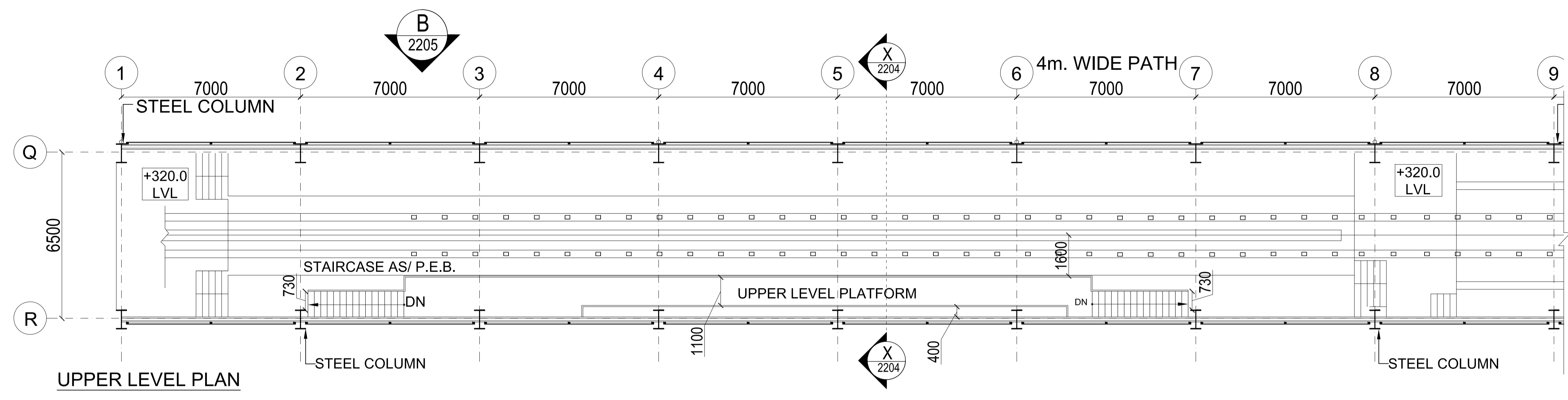
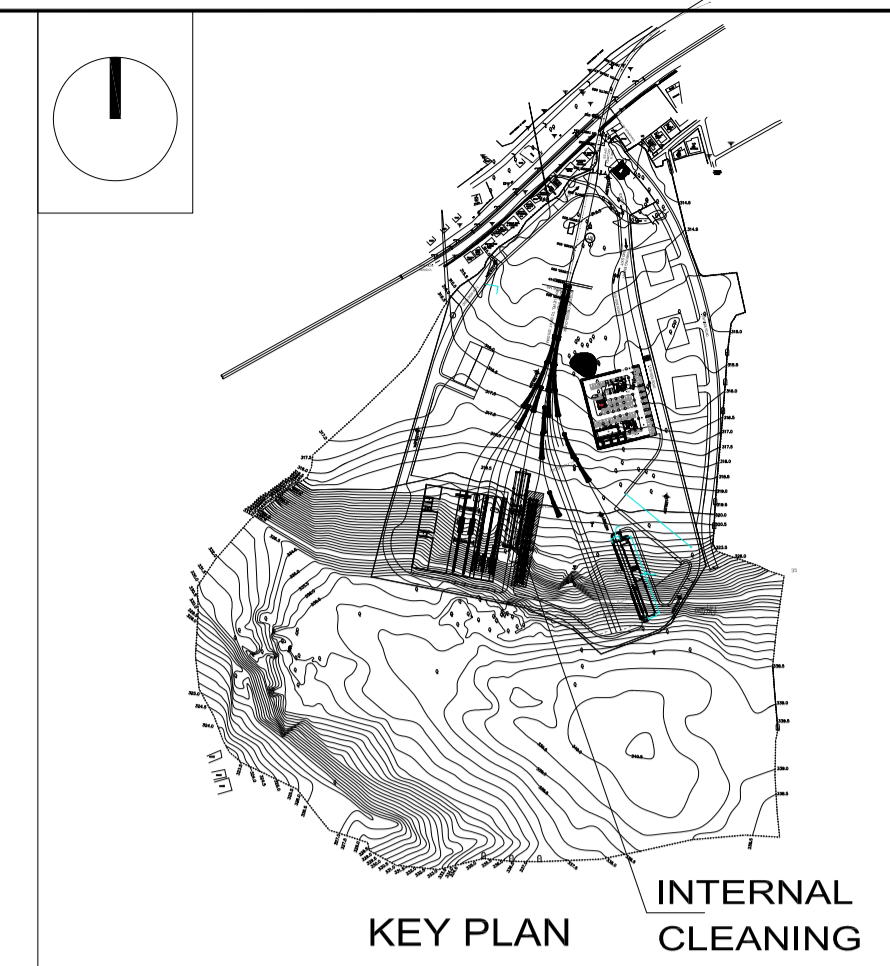
CHECKED BY: S.M

VERIFIED BY: S.M

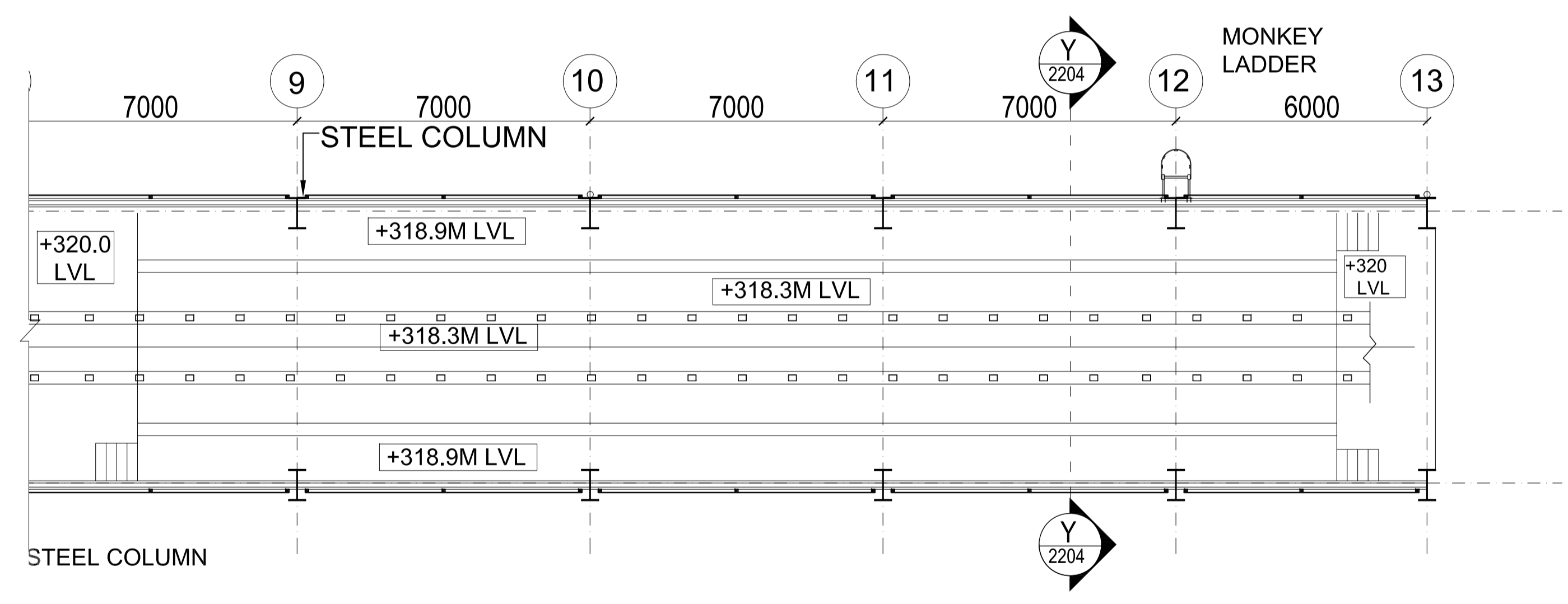
REV: R0

ARCHITECTURAL

This drawing must not be either loaned, copied or otherwise reproduced in whole or in part or used for any purpose without the prior written permission of DMRC.




PART-1



PART-2

AREA CHART UPPER LEVEL

S.NO.	TYPE	SIZE(M)	AREA(M)	TYPE OF BUILDING
1.	INTERNAL CLEANING	83.00 X 7.25	601.75	SHED



KEY PLAN

GENERAL NOTES:
 1. ALL DIMENSIONS ARE IN MILLIMETERS & LEVELS ARE IN METERS UNLESS OTHERWISE STATED.
 2. ALL DIMENSIONS ARE TO BE READ AND NOT MEASURED.
 3. ANY DISCREPANCIES MUST BE BROUGHT TO THE NOTICE OF THE DMRC BEFORE EXECUTION OF WORK AT SITE.
 4. THIS DRAWING MUST BE READ IN CONJUNCTION WITH ALL RELEVANT ARCHITECTURAL, STRUCTURAL, PLUMBING & FIRE FIGHTING, ELECTRICAL AND TRAFFIC MANAGEMENT DRAWINGS.
 5. ALL DOOR/WINDOW CILL & LINTEL LEVELS ARE MEASURED FROM MAIN FLOOR FINISHED LEVELS.

REV	DESCRIPTION	DRN.	CHD.	VER.	DATE

APPROVAL BY NMRCL			
ARCHITECTURE	AM/Mgr	DY CA-III	CA
STRUCTURE	AM/Design	DY CE/DESIGN	ED/Technical
ELECTRICAL	AEME&M	DGM/E	CEE/UD
CIVIL	AGM/Civil	CE/General	
	AGM/Tele	CSTE	
	Fire Officer		

Certified that this document has been designed and checked in accordance with DDC Quality Assurance Plan.

OFFICE OF DRAWING ORIGIN:
FOUNTAINHEAD
 ARCHITECTURE INTERIOR & LANDSCAPE
 C-9/9148, VASANT KUNJ, NEW DELHI
 PH: 011-26891534, 26124540, 26124543. FAX: 26898459
 Email: office@studiofountainhead.com

Authorised Signatory for DDC.
 N1DDC D-01 Project Manager

CONSULTANTS:

NAGPUR METRO RAIL CORPORATION LTD.
 Metro House, 28/2, Anand Nagar, C K Naidu Road, Civil Lines, Nagpur - 440001

N1DDC D-01

ROLLING STOCK DEPOT AT HINGNA

DRAWING TITLE: INTERNAL CLEANING SHED - UPPER LEVEL PLAN

DRAWING NO: N1DDCD01-DPOH-T-AR-2602

DATE: 01.07.2016

SCALE: 1:100

STATUS: FOR TENDER

DRAWN BY: ROHAN

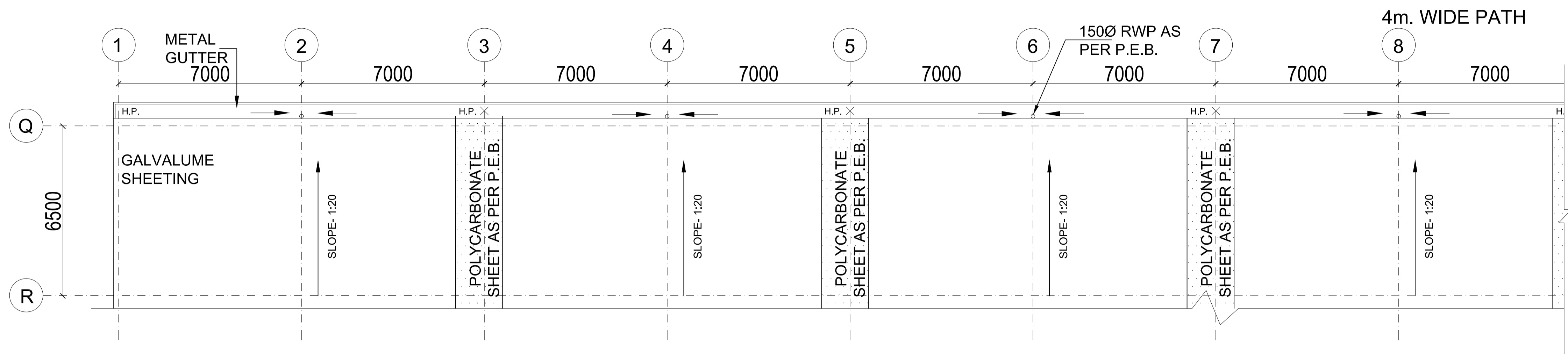
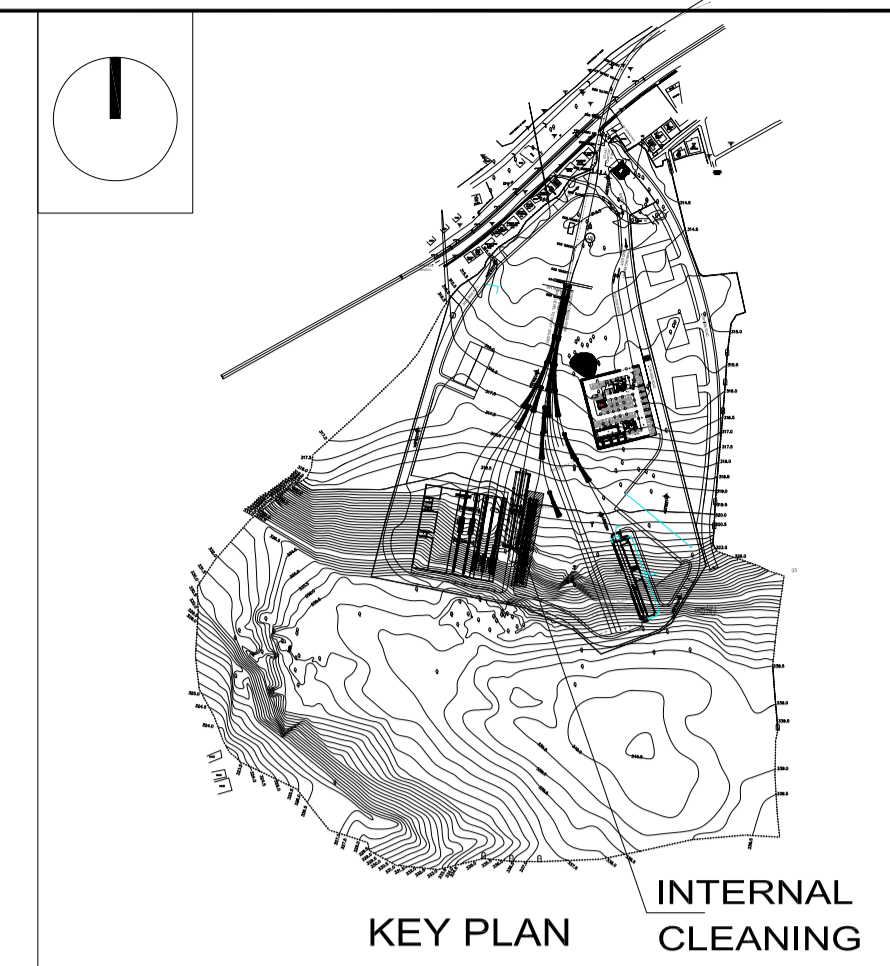
CHECKED BY: S.M

VERIFIED BY: S.M

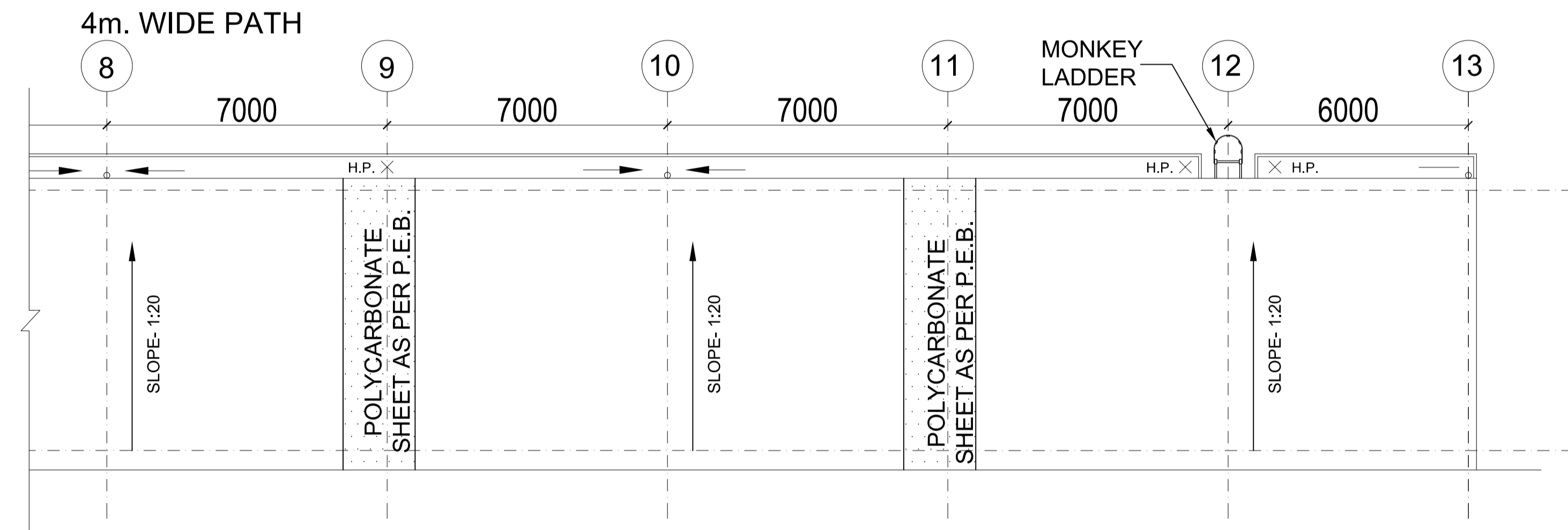
REV: R0

ARCHITECTURAL

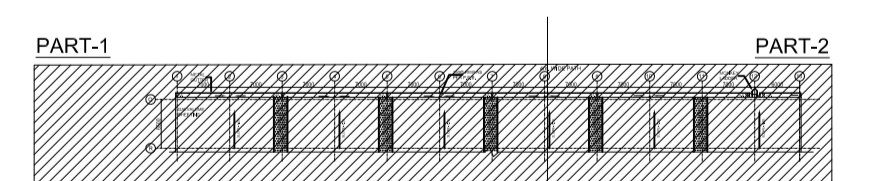
This drawing must not be either loaned, copied or otherwise reproduced in whole or in part or used for any purpose without the prior written permission of DMRC.



PART-1



PART-2



KEY PLAN

THIS DRAWING IS THE PROPERTY OF NAGPUR METRO RAIL CORPORATION LTD.

GENERAL NOTES:
 1. ALL DIMENSIONS ARE IN MILLIMETERS & LEVELS ARE IN METERS UNLESS OTHERWISE STATED.
 2. ALL DIMENSIONS ARE TO BE READ AND NOT MEASURED.
 3. ANY DISCREPANCIES MUST BE BROUGHT TO THE NOTICE OF THE DMRC BEFORE EXECUTION OF WORK AT SITE.
 4. THIS DRAWING MUST BE READ IN CONJUNCTION WITH ALL RELEVANT ARCHITECTURAL, STRUCTURAL, PLUMBING & FIRE FIGHTING, ELECTRICAL AND TRAFFIC MANAGEMENT DRAWINGS.
 5. ALL DOOR/WINDOW CILL & LINTEL LEVELS ARE MEASURED FROM MAIN FLOOR FINISHED LEVELS.

REFERENCE DRAWINGS	
Dwg. No.	Description

REVISIONS					
REV	DESCRIPTION	DRN.	CHD.	VER.	DATE

APPROVAL BY NMRCL			
ARCHITECTURE	AM/Mgr	DY CA-III	CA
STRUCTURE	AM/Design	DY CE/DESIGN	ED/Technical
ELECTRICAL	AEME&M	DGM/E	CEE/UD
CIVIL	AGM/Civil	CE/General	
	AGM/Tele	CSTE	
	Fire Officer		

Certified that this document has been designed and checked in accordance with DDC Quality Assurance Plan.

OFFICE OF DRAWING ORIGIN:
FOUNTAINHEAD
 ARCHITECTURE INTERIOR & LANDSCAPE
 C-9/9148, VASANT KUNJ, NEW DELHI
 PH: 011-26891534, 26124540, 26124543. FAX: 26898459
 Email: office@studiofountainhead.com

Authorised Signatory for DDC.
 N1DDC D-01 Project Manager

CONSULTANTS:

NAGPUR METRO RAIL CORPORATION LTD.
 Metro House, 28/2, Anand Nagar, C K Naidu Road, Civil Lines, Nagpur - 440001

N1DDC D-01

ROLLING STOCK DEPOT AT HINGNA

DRAWING TITLE: INTERNAL CLEANING SHED - ROOF PLAN

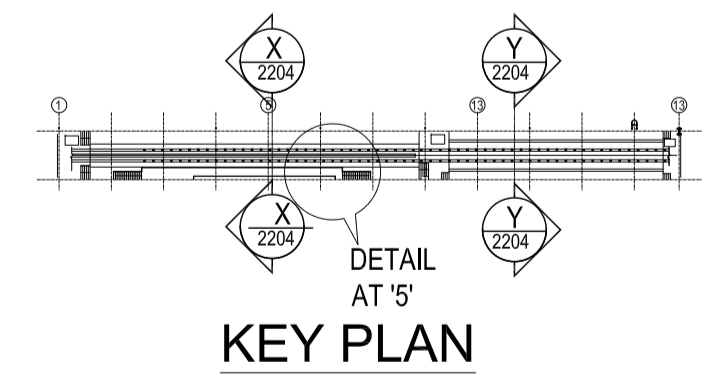
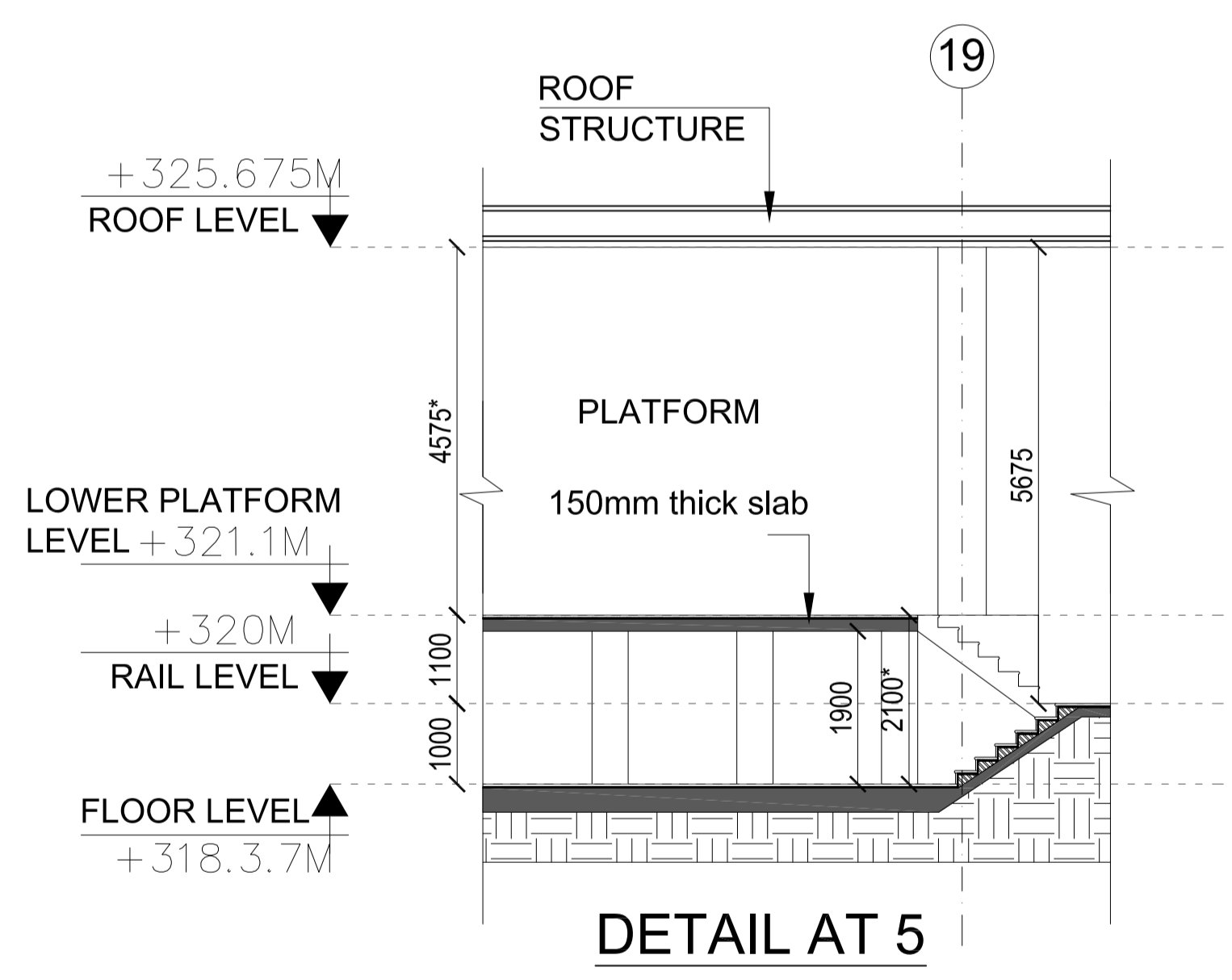
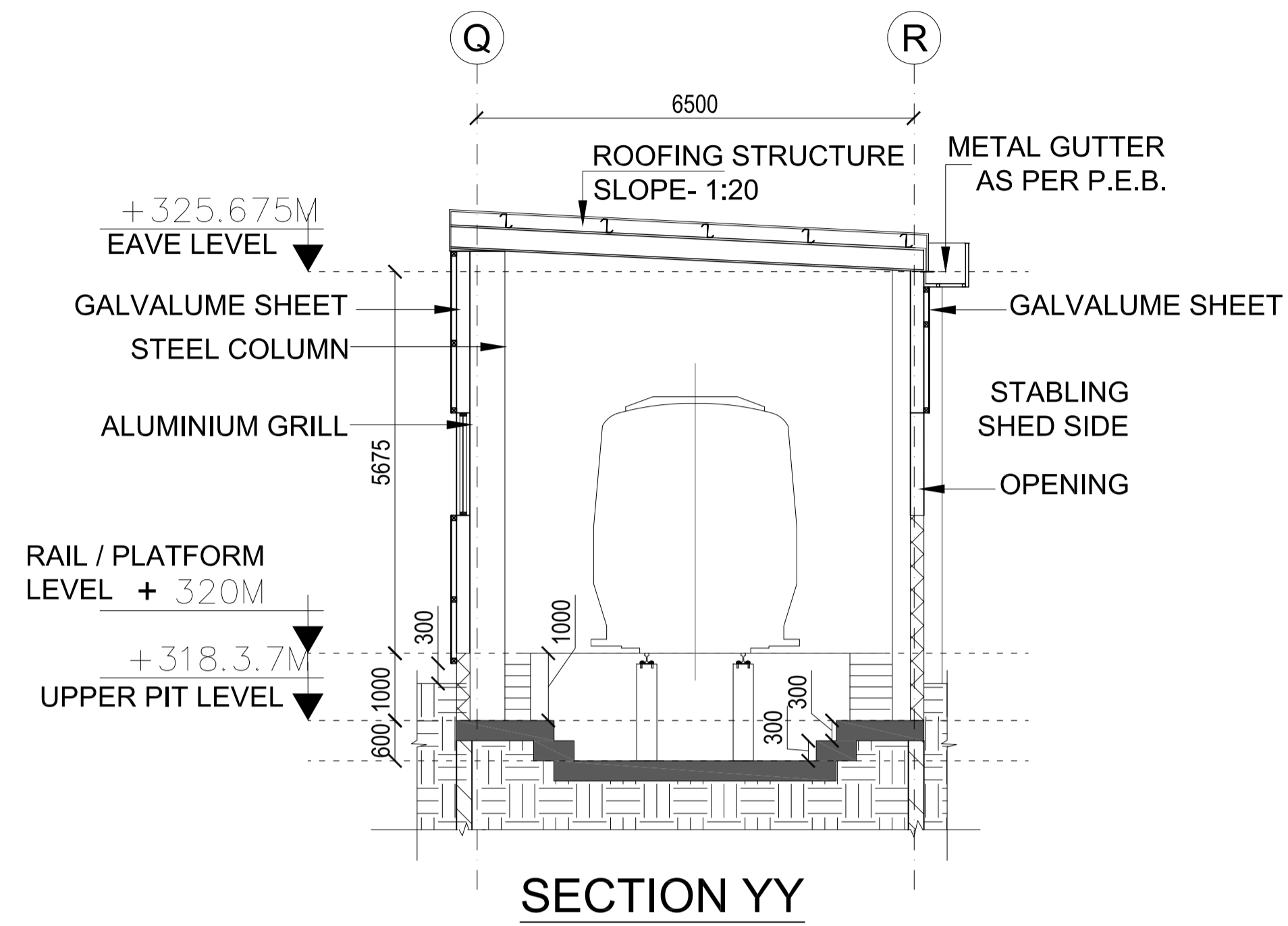
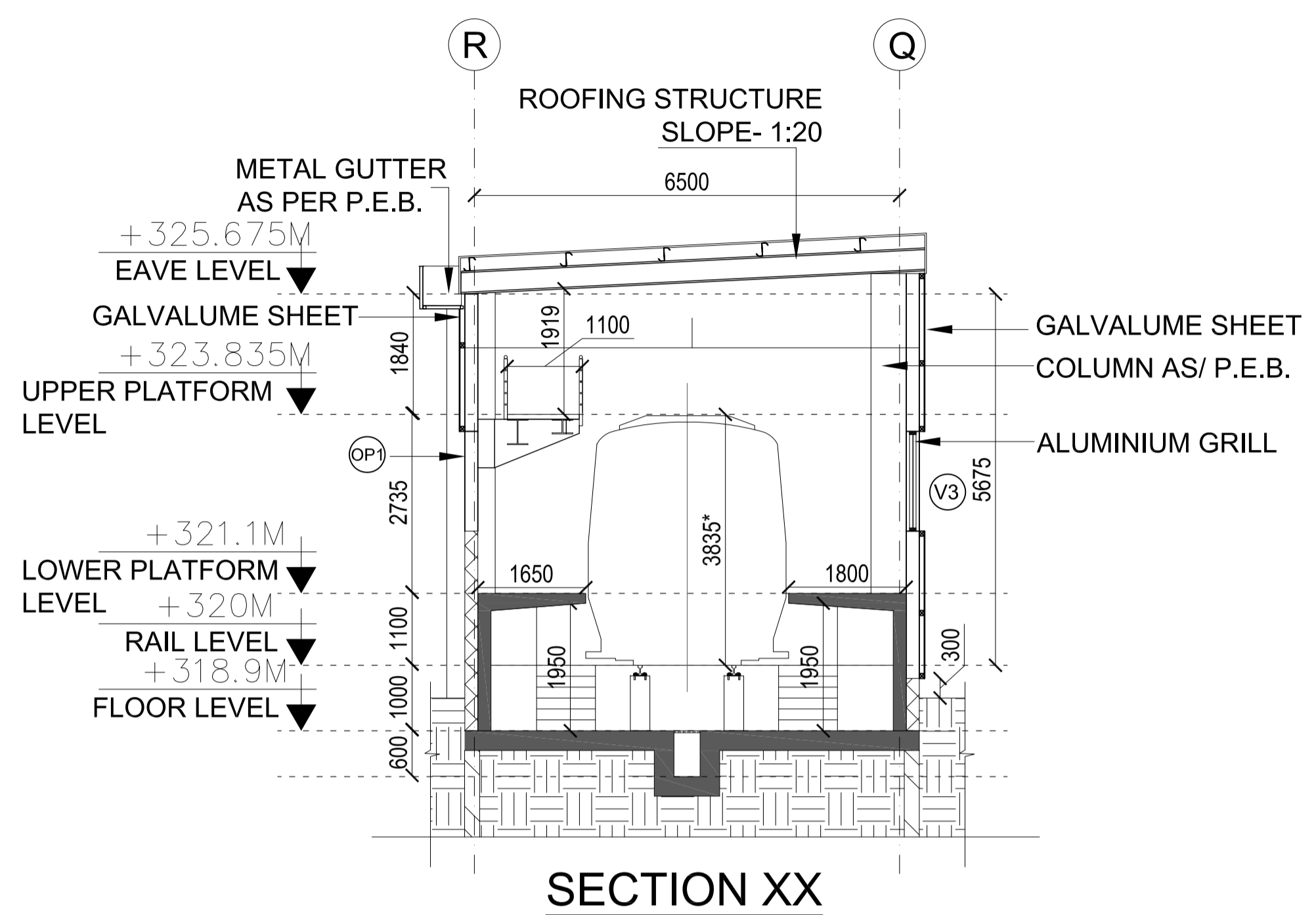
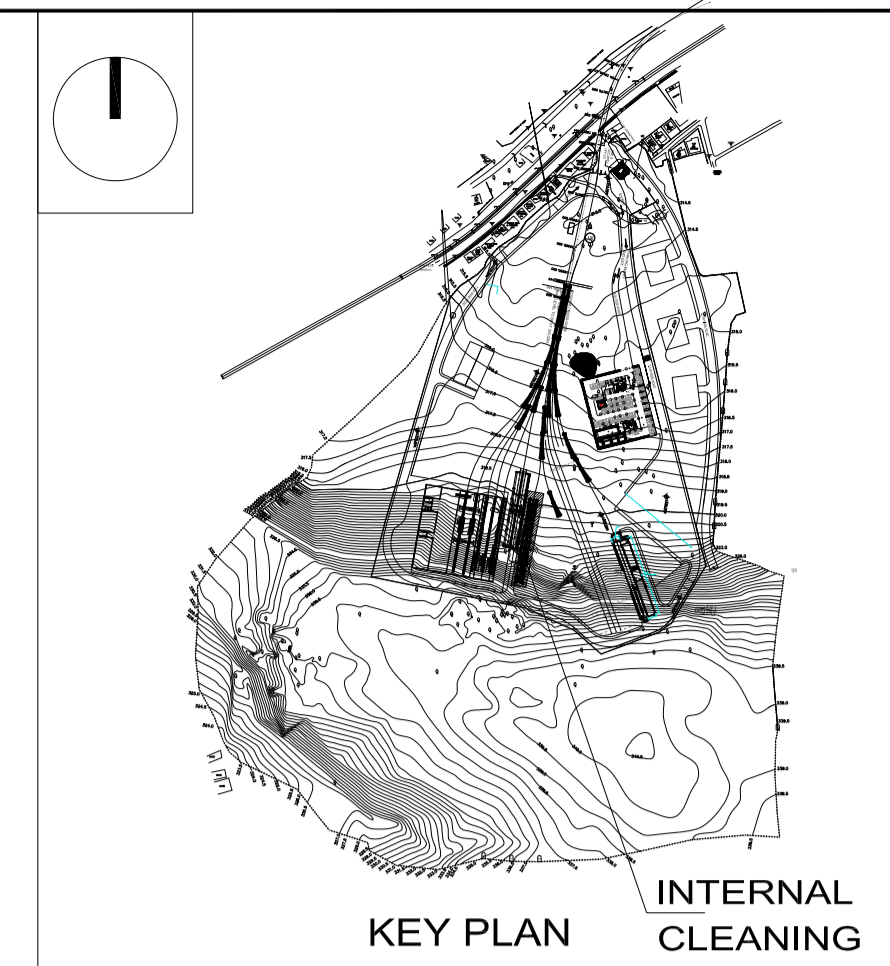
DRAWING NO: N1DDCD01-DPOH-T-AR-2603 REV: R0

DATE: 01.07.2016 SCALE: 1:100 STATUS: FOR TENDER

DRAWN BY: ROHAN CHECKED BY: S.M VERIFIED BY: S.M

ARCHITECTURAL

This drawing must not be either loaned, copied or otherwise reproduced in whole or in part or used for any purpose without the prior written permission of DMRC.



THIS DRAWING IS THE PROPERTY OF NAGPUR METRO RAIL CORPORATION LTD.

GENERAL NOTES:
 1. ALL DIMENSIONS ARE IN MILLIMETERS & LEVELS ARE IN METERS UNLESS OTHERWISE STATED.
 2. ALL DIMENSIONS ARE TO BE READ AND NOT MEASURED.
 3. ANY DISCREPANCIES MUST BE BROUGHT TO THE NOTICE OF THE DMRC BEFORE EXECUTION OF WORK AT SITE.
 4. THIS DRAWING MUST BE READ IN CONJUNCTION WITH ALL RELEVANT ARCHITECTURAL, STRUCTURAL, PLUMBING & FIRE FIGHTING, ELECTRICAL AND TRAFFIC MANAGEMENT DRAWINGS.
 5. ALL DOOR/WINDOW CILL & LINTEL LEVELS ARE MEASURED FROM MAIN FLOOR FINISHED LEVELS.

REFERENCE DRAWINGS	
Dwg. No.	Description

REVISIONS					
REV	DESCRIPTION	DRN.	CHD.	VER.	DATE

APPROVAL BY NMRCL			
ARCHITECTURE	AM/Mgr	DY CA-III	CA
STRUCTURE	AM/Design	DY CE/DESIGN	ED/Technical
ELECTRICAL	AEME&M	DGM/E	CEE/UD
CIVIL	AGM/Civil	CE/General	
	AGM/Tele	CSTE	
	Fire Officer		

Certified that this document has been designed and checked in accordance with DDC Quality Assurance Plan.

OFFICE OF DRAWING ORIGIN:
FOUNTAINHEAD
 ARCHITECTURE INTERIOR & LANDSCAPE
 C-9/9148, VASANT KUNJ, NEW DELHI
 PH: 011-26891534, 26124540, 26124543. FAX: 26898459
 Email: office@studiofountainhead.com

Authorised Signatory for DDC.
 N1DDC D-01 Project Manager

CONSULTANTS:

NAGPUR METRO RAIL CORPORATION LTD.
 Metro House, 28/2, Anand Nagar, C K Naidu Road, Civil Lines, Nagpur - 440001

N1DDC D-01

ROLLING STOCK DEPOT AT HINGNA

DRAWING TITLE: INTERNAL CLEANING SHED - SECTION

DRAWING NO: N1DDCD01-DPOH-T-AR-2604

DATE: 01.07.2016

SCALE: 1:75

STATUS: FOR TENDER

DRAWN BY: ROHAN

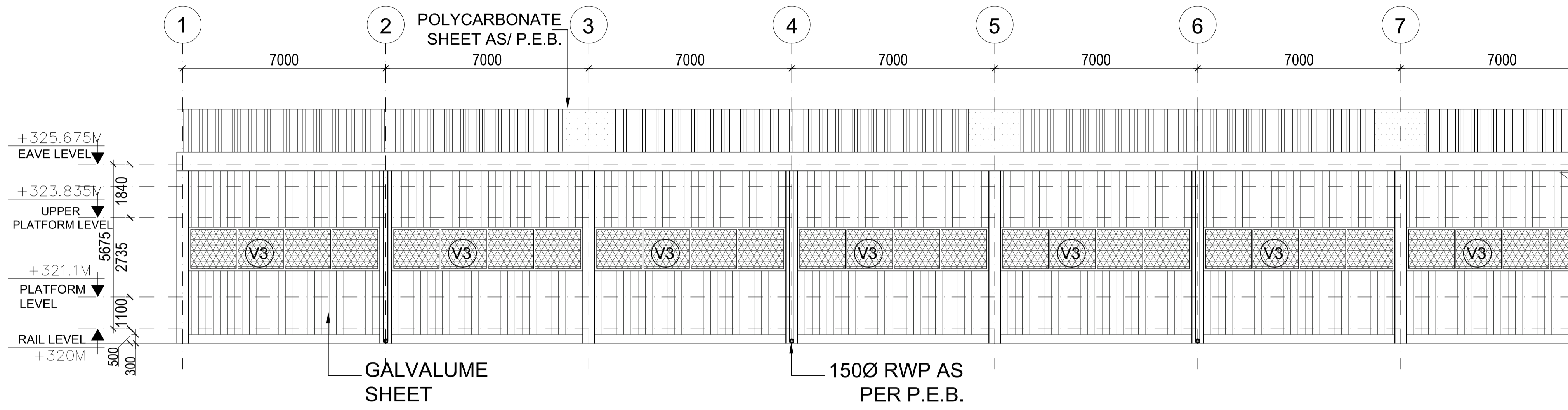
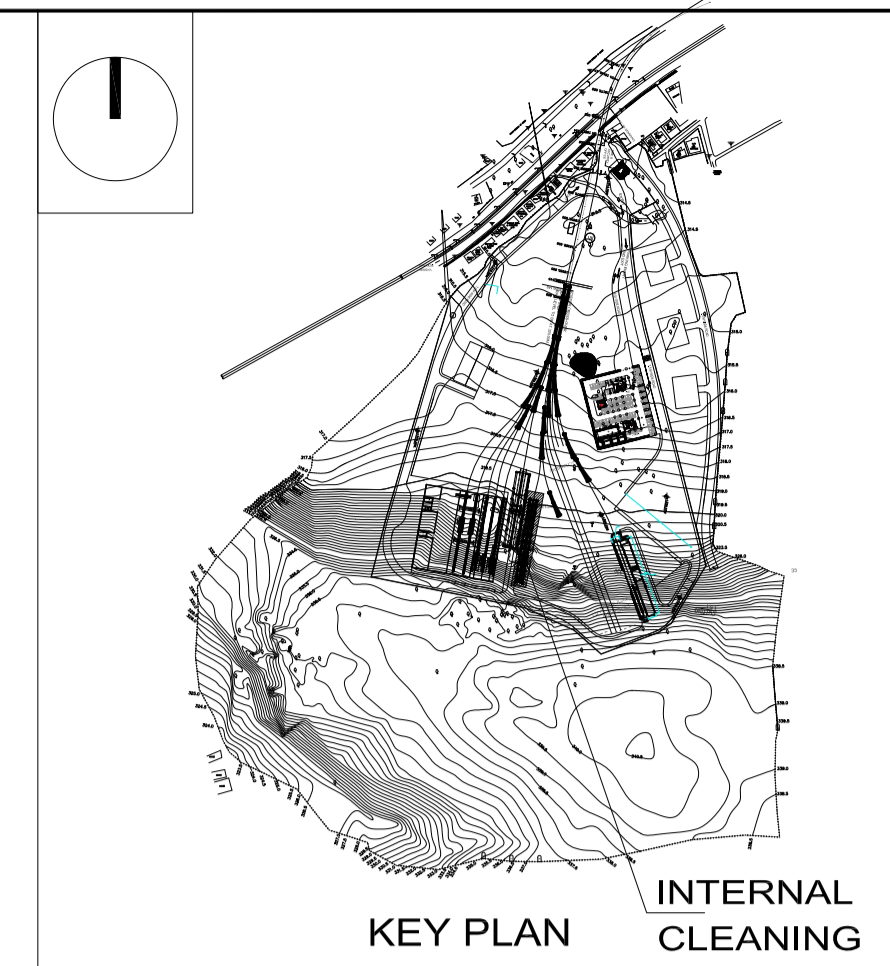
CHECKED BY: S.M

VERIFIED BY: S.M

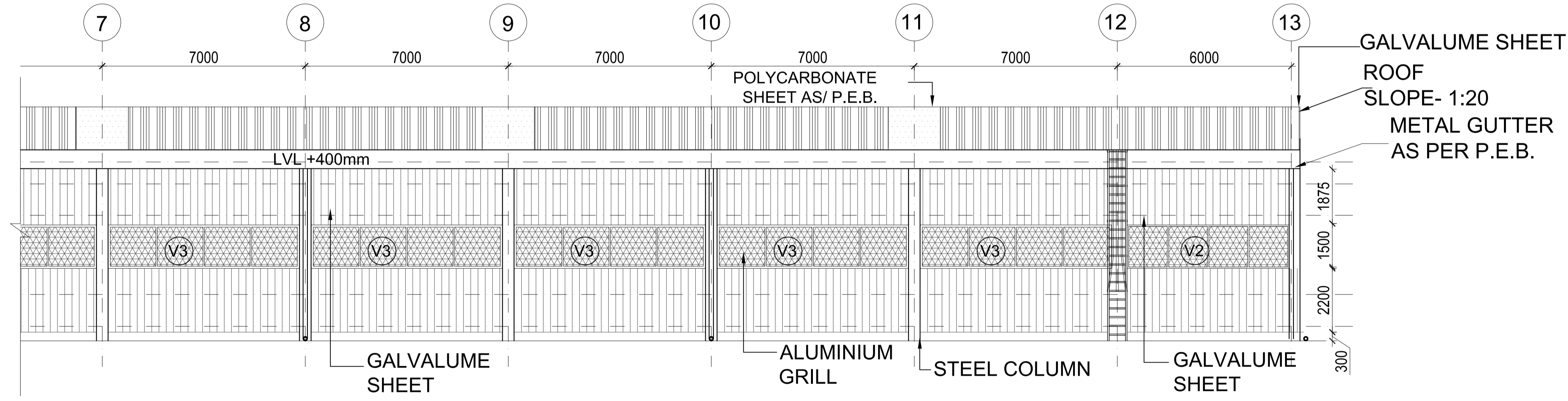
REV: R0

ARCHITECTURAL

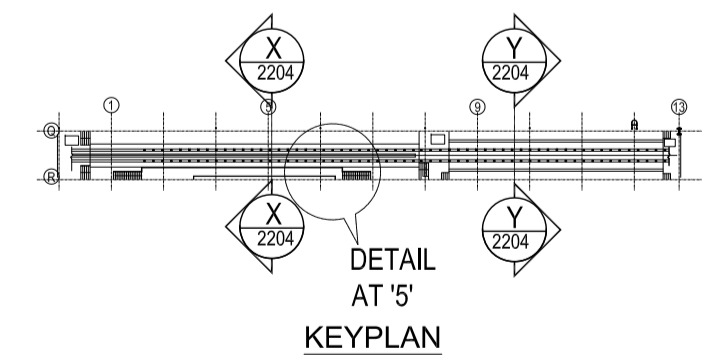
This drawing must not be either loaned, copied or otherwise reproduced in whole or in part or used for any purpose without the prior written permission of DMRC.



INTERNAL CLEANING SHED- ELEVATION 'B' PART 1



INTERNAL CLEANING SHED- ELEVATION 'B' PART 2



THIS DRAWING IS THE PROPERTY OF NAGPUR METRO RAIL CORPORATION LTD.

GENERAL NOTES:
 1. ALL DIMENSIONS ARE IN MILLIMETERS & LEVELS ARE IN METERS UNLESS OTHERWISE STATED.
 2. ALL DIMENSIONS ARE TO BE READ AND NOT MEASURED.
 3. ANY DISCREPANCIES MUST BE BROUGHT TO THE NOTICE OF THE DMRC BEFORE EXECUTION OF WORK AT SITE.
 4. THIS DRAWING MUST BE READ IN CONJUNCTION WITH ALL RELEVANT ARCHITECTURAL, STRUCTURAL, PLUMBING & FIRE FIGHTING, ELECTRICAL AND TRAFFIC MANAGEMENT DRAWINGS.
 5. ALL DOOR/WINDOW CILL & LINTEL LEVELS ARE MEASURED FROM MAIN FLOOR FINISHED LEVELS.

Rev. No.	Description	DRN.	CHD.	VER.	DATE

REV	DESCRIPTION	DRN.	CHD.	VER.	DATE

APPROVAL BY NMRCL			
ARCHITECTURE	AM/Mgr	DY CA-III	CA
STRUCTURE	AM/Design	DY CE/DESIGN	ED/Technical
ELECTRICAL	AEME&M	DGM/E	CEEI/UD
CIVIL	AGM/Civil	CE/General	
	AGM/Tele	CSTE	
	Fire Officer		

Certified that this document has been designed and checked in accordance with DDC Quality Assurance Plan.

OFFICE OF DRAWING ORIGIN:
FOUNTAINHEAD
 ARCHITECTURE INTERIOR & LANDSCAPE
 C-9/9148, VASANT KUNJ, NEW DELHI
 PH: 011-26891534, 26124540, 26124543. FAX: 26898459
 Email: office@studiofountainhead.com

Authorised Signatory for DDC.
 N1DDC D-01 Project Manager

CONSULTANTS:

NAGPUR METRO RAIL CORPORATION LTD.
 Metro House, 28/2, Anand Nagar, C K Naidu Road, Civil Lines, Nagpur - 440001

N1DDC D-01

ROLLING STOCK DEPOT AT HINGNA

DRAWING TITLE: INTERNAL CLEANING SHED - ELEVATION

DRAWING NO: N1DDCD01-DPOH-T-AR-2605 REV: R0

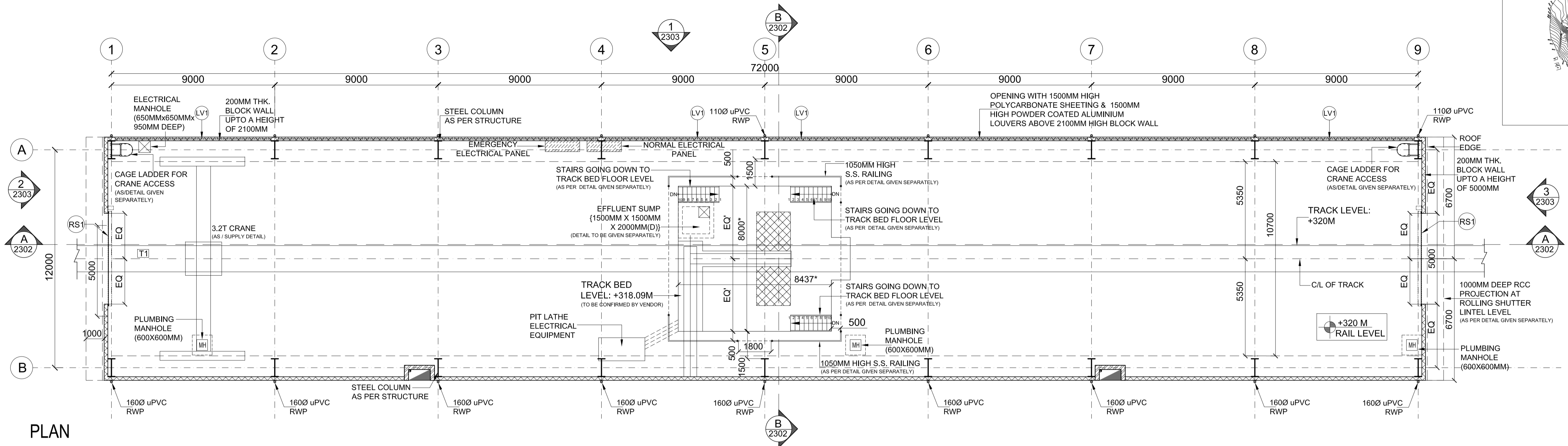
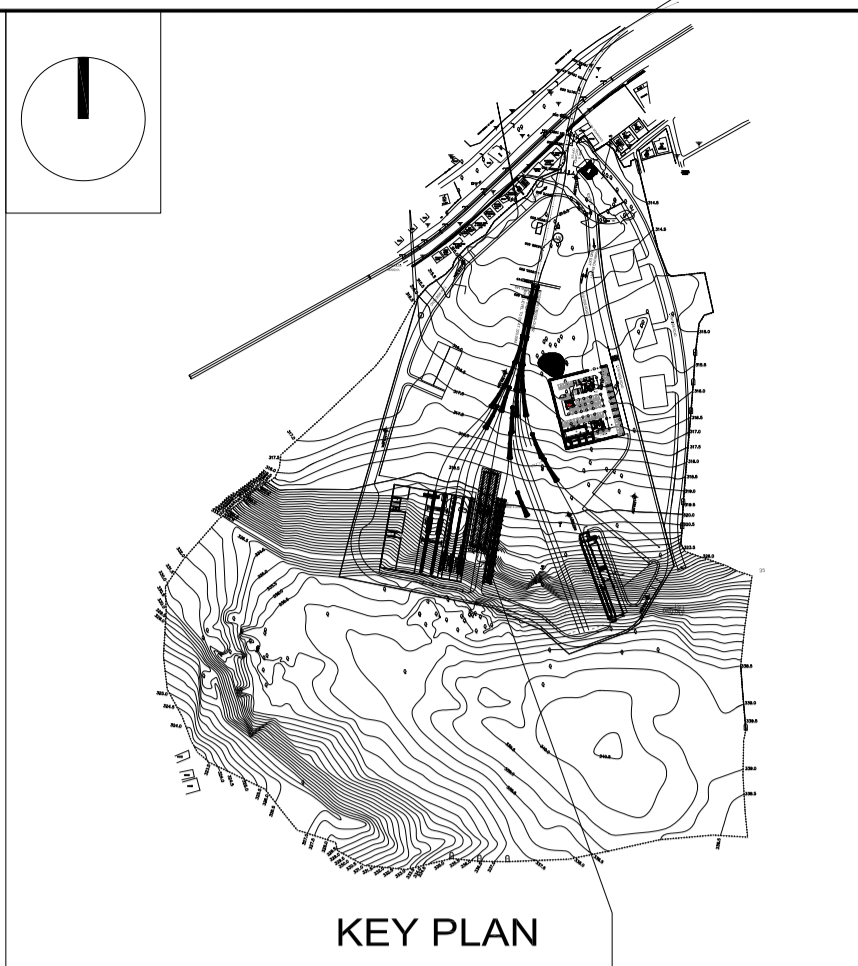
DATE: 01.07.2016 SCALE: 1:100 STATUS: FOR TENDER

DRAWN BY: ROHAN CHECKED BY: S.M VERIFIED BY: S.M

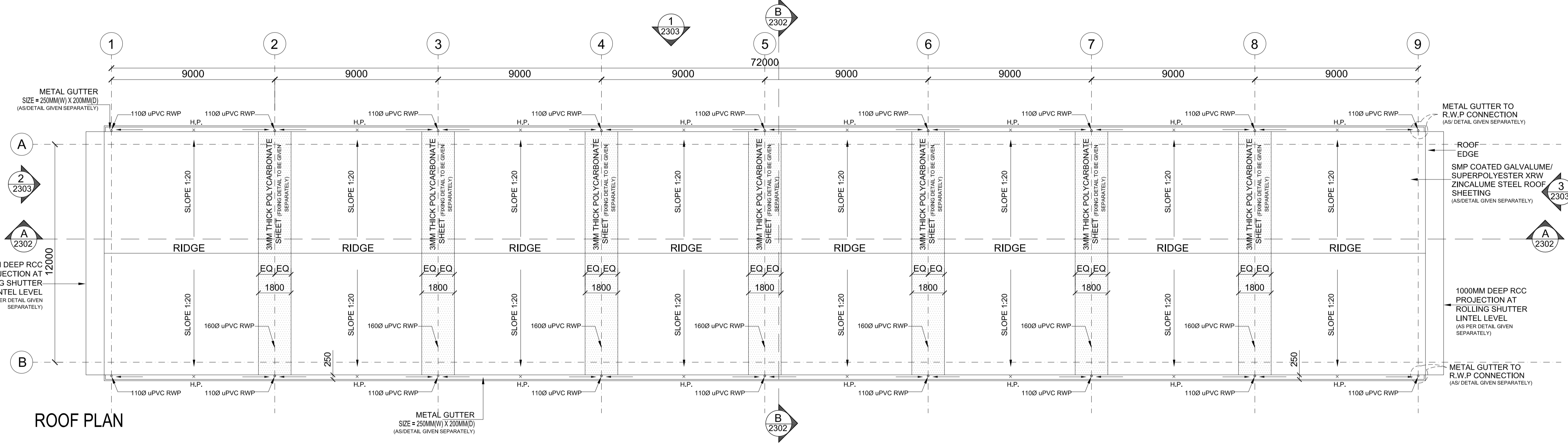
ARCHITECTURAL

This drawing must not be either loaned, copied or otherwise reproduced in whole or in part or used for any purpose without the prior written permission of DMRC.

AREA CHART				
S.NO.	TYPE	SIZE(M)	AREA(M)	TYPE OF BUILDING
1.	PIT WHEEL LATHE	72.00 X 13.50	972	SHED



PLAN



ROOF PLAN

GENERAL NOTES:
 1. ALL DIMENSIONS ARE IN MILLIMETERS & LEVELS ARE IN METERS UNLESS OTHERWISE STATED.
 2. ALL DIMENSIONS ARE TO BE READ AND NOT MEASURED.
 3. ANY DISCREPANCIES MUST BE BROUGHT TO THE NOTICE OF THE DMRC BEFORE EXECUTION OF WORK AT SITE.
 4. THIS DRAWING MUST BE READ IN CONJUNCTION WITH ALL RELEVANT ARCHITECTURAL, STRUCTURAL, PLUMBING & FIRE FIGHTING, ELECTRICAL AND TRAFFIC MANAGEMENT DRAWINGS.
 5. ALL DOOR/WINDOW CILL & LINTEL LEVELS ARE MEASURED FROM MAIN FLOOR FINISHED LEVELS.

REVISIONS					
REV	DESCRIPTION	DRN.	CHD.	VER.	DATE

APPROVAL BY NMRCL			
ARCHITECTURE	AM/Gr	DY CA-III	CA
STRUCTURE	AM/Design	DY CE/DESIGN	ED/Technical
ELECTRICAL	AEME&M	DGM/E	CEE/UD
CIVIL	AGM/Civil	CE/General	
	AGM/Tele	CSTE	
	Fire Officer		

Certified that this document has been designed and checked in accordance with DDC Quality Assurance Plan.

Office of Drawing Origin:
FOUNTAINHEAD
 ARCHITECTURE INTERIOR & LANDSCAPE
 C-9/9148, VASANT KUNJ, NEW DELHI
 PH: 011-26891534, 26124540, 26124543. FAX: 26898459
 Email: office@studiofountainhead.com

Authorised Signatory for DDC.
 N1DDC D-01 Project Manager

CONSULTANTS:

NAGPUR METRO RAIL CORPORATION LTD.
 Metro House, 28/2, Anand Nagar, C K Naidu Road, Civil Lines, Nagpur - 440001

N1DDC D-01

ROLLING STOCK DEPOT AT HINGNA

DRAWING TITLE: PIT WHEEL LATHE PLANS

DRAWING NO: N1DDCD01-DPOH-T-AR-2701

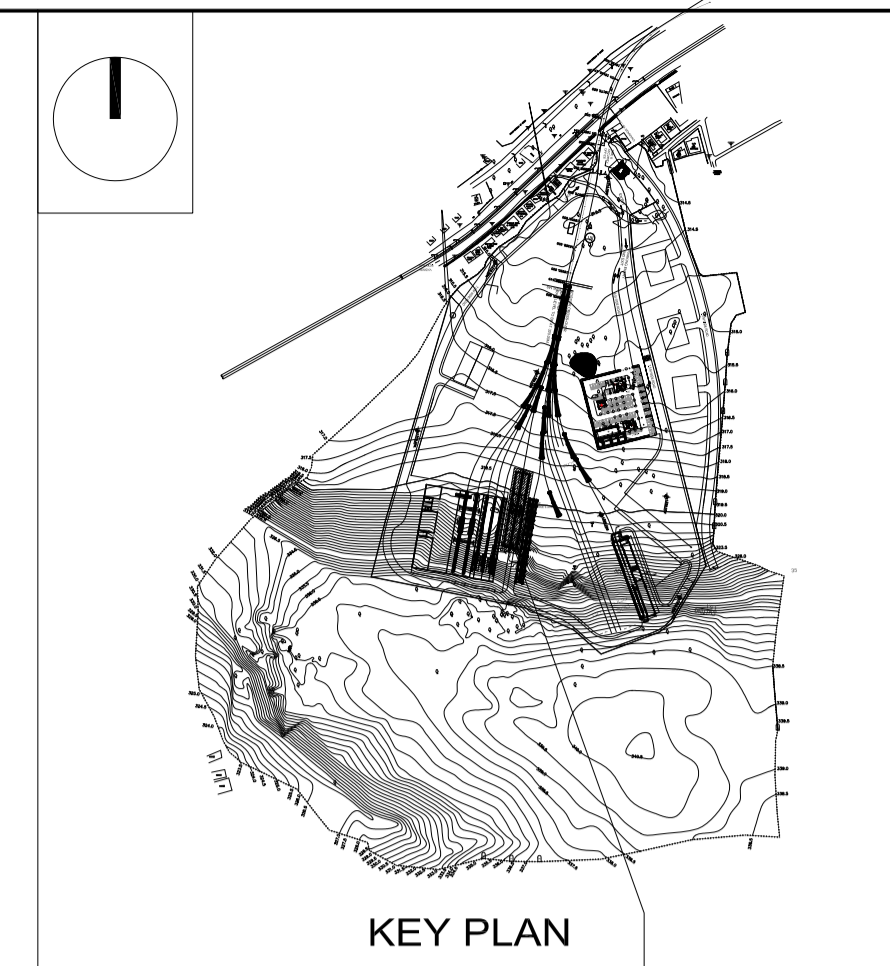
DATE: 01.07.2016 SCALE: 1:100 STATUS: FOR TENDER

DRAWN BY: ROHAN CHECKED BY: S.M VERIFIED BY: S.M

THIS DRAWING IS THE PROPERTY OF NAGPUR METRO RAIL CORPORATION LTD.

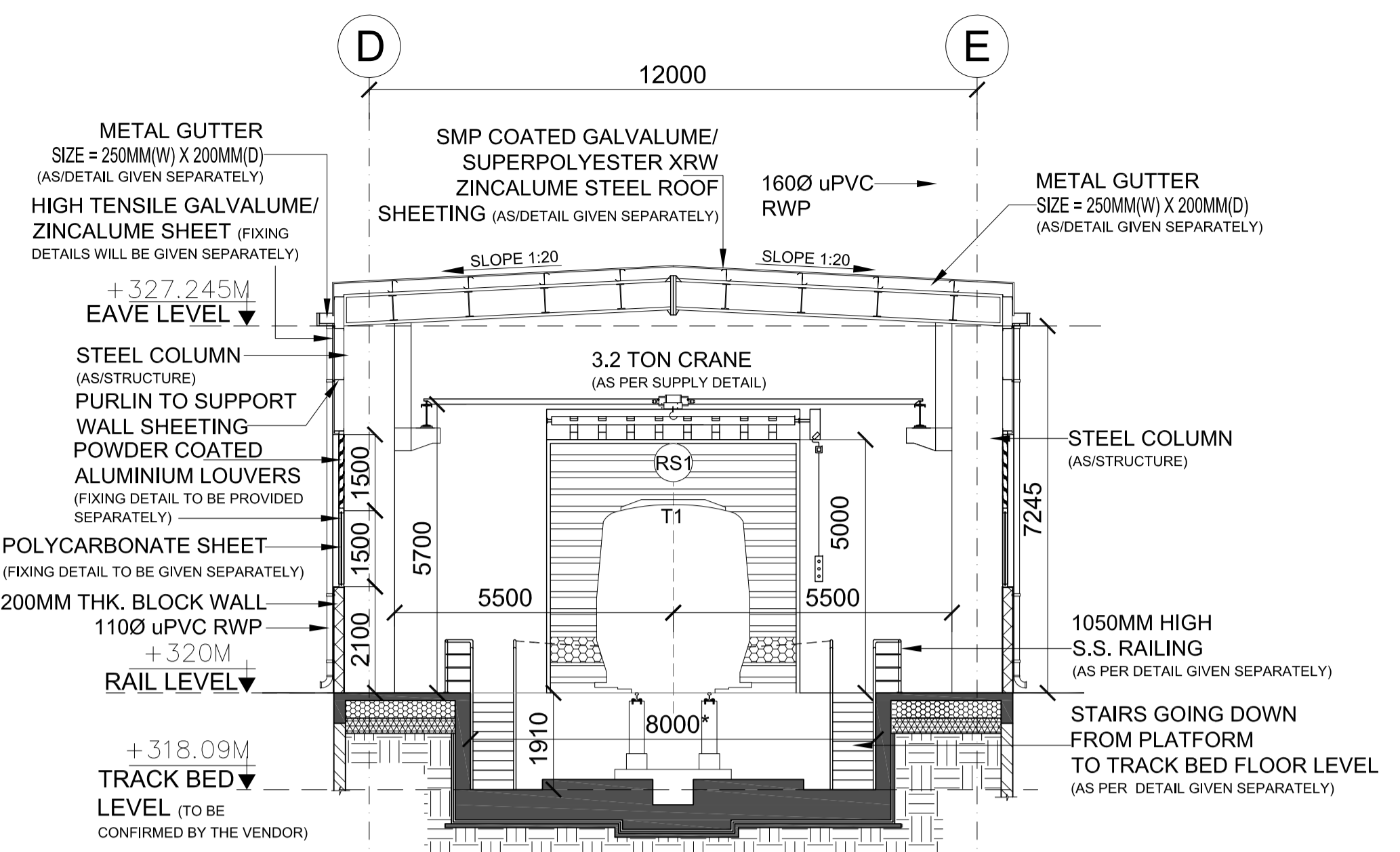
ARCHITECTURAL

This drawing must not be either loaned, copied or otherwise reproduced in whole or in part or used for any purpose without the prior written permission of DMRC.

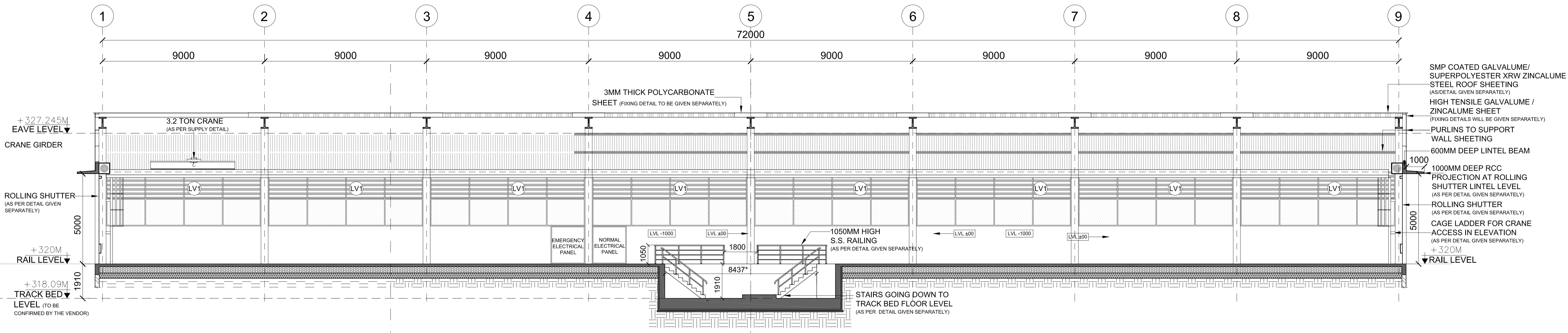


KEY PLAN

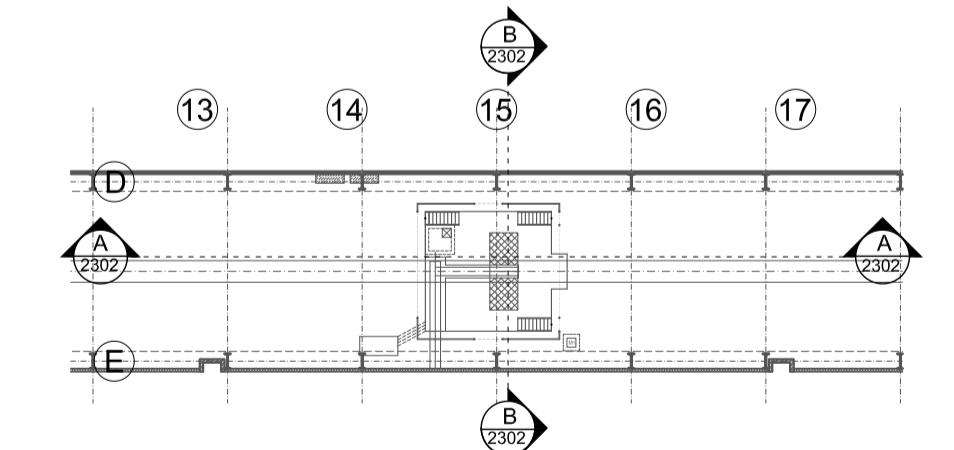
PIT WHEEL LATHE



SECTION-BB



SECTION-AA



KEYPLAN (SCALE = 1:500)

GENERAL NOTES:
 1. ALL DIMENSIONS ARE IN MILLIMETERS & LEVELS ARE IN METERS UNLESS OTHERWISE STATED.
 2. ALL DIMENSIONS ARE TO BE READ AND NOT MEASURED.
 3. ANY DISCREPANCIES MUST BE BROUGHT TO THE NOTICE OF THE DMRC BEFORE EXECUTION OF WORK AT SITE.
 4. THIS DRAWING MUST BE READ IN CONJUNCTION WITH ALL RELEVANT ARCHITECTURAL, STRUCTURAL, PLUMBING & FIRE FIGHTING, ELECTRICAL AND TRAFFIC MANAGEMENT DRAWINGS.
 5. ALL DOOR/WINDOW CILL & LINTEL LEVELS ARE MEASURED FROM MAIN FLOOR FINISHED LEVELS.

REVISIONS					
REV	DESCRIPTION	DRN.	CHD.	VER.	DATE

APPROVAL BY NMRCL			
ARCHITECTURE	AM/Mgr	DY CA-II	CA
STRUCTURE	AM/Design	DY CE/DESIGN	ED/Technical
ELECTRICAL	AEME&M	DGM/E	CEE/UD
CIVIL	AGM/Civil	CE/General	
	AGM/Tele	CSTE	
	Fire Officer		

Certified that this document has been designed and checked in accordance with DDC Quality Assurance Plan.

Authorised Signatory for DDC, N1DDC D-01 Project Manager

OFFICE OF DRAWING ORIGIN:
FOUNTAINHEAD
 ARCHITECTURE INTERIOR & LANDSCAPE
 C-9/9148, VASANT KUNJ, NEW DELHI
 PH: 011-26891534, 26124540, 26124543. FAX: 26898459
 Email: office@studiofountainhead.com

CONSULTANTS:

NAGPUR METRO RAIL CORPORATION LTD.
 Metro House, 28/2, Anand Nagar, C K Naidu Road, Civil Lines, Nagpur - 440001

N1DDC D-01

ROLLING STOCK DEPOT AT HINGNA

DRAWING TITLE: PIT WHEEL LATHE SECTIONS

DRAWING NO: N1DDCD01-DPOH-T-AR-2702 REV: R0

DATE: 01.07.2016	SCALE: 1:100	STATUS: FOR TENDER
DRAWN BY: ROHAN	CHECKED BY: S.M	VERIFIED BY: S.M

ARCHITECTURAL

This drawing must not be either loaned, copied or otherwise reproduced in whole or in part or used for any purpose without the prior written permission of DMRC.

