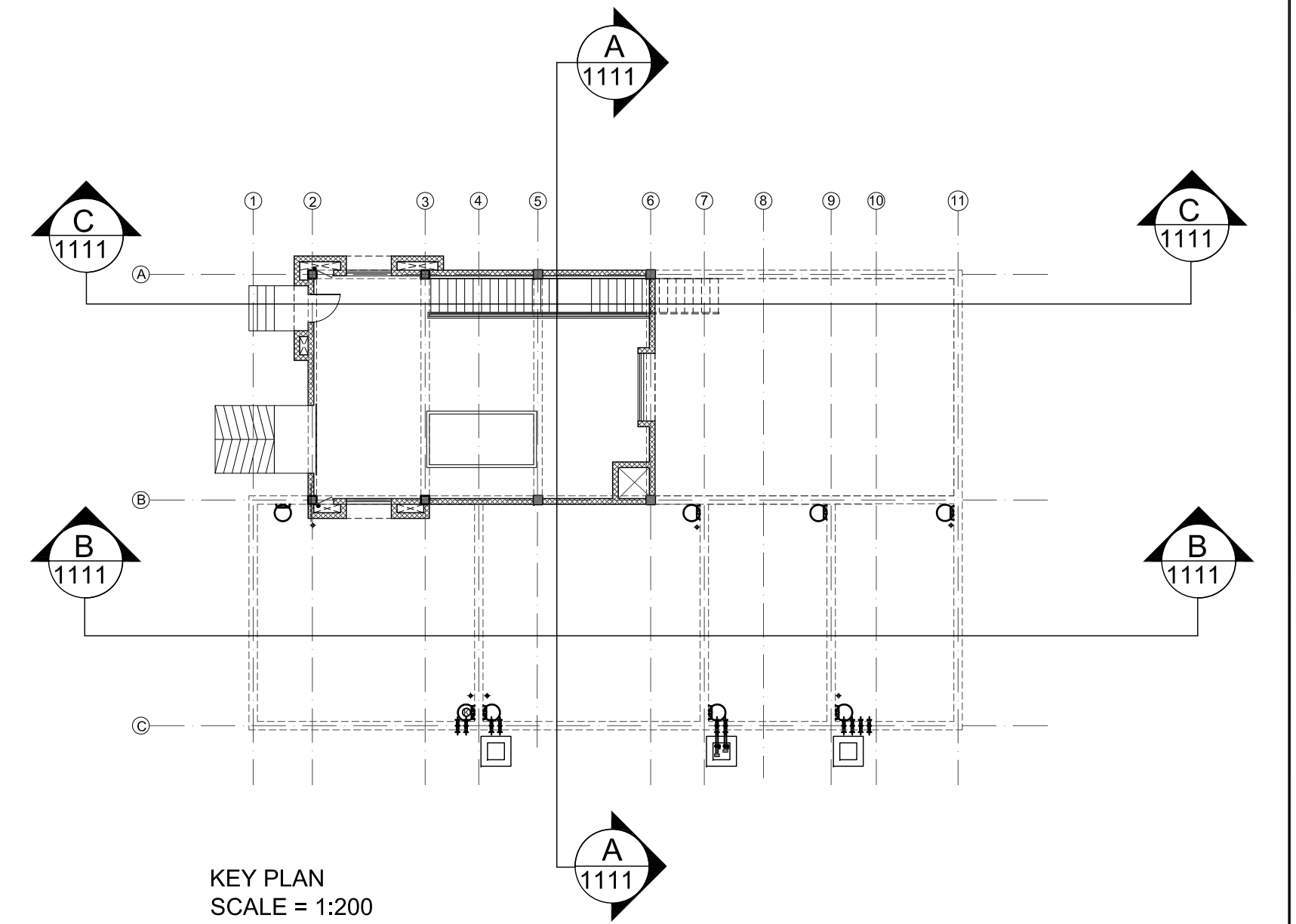
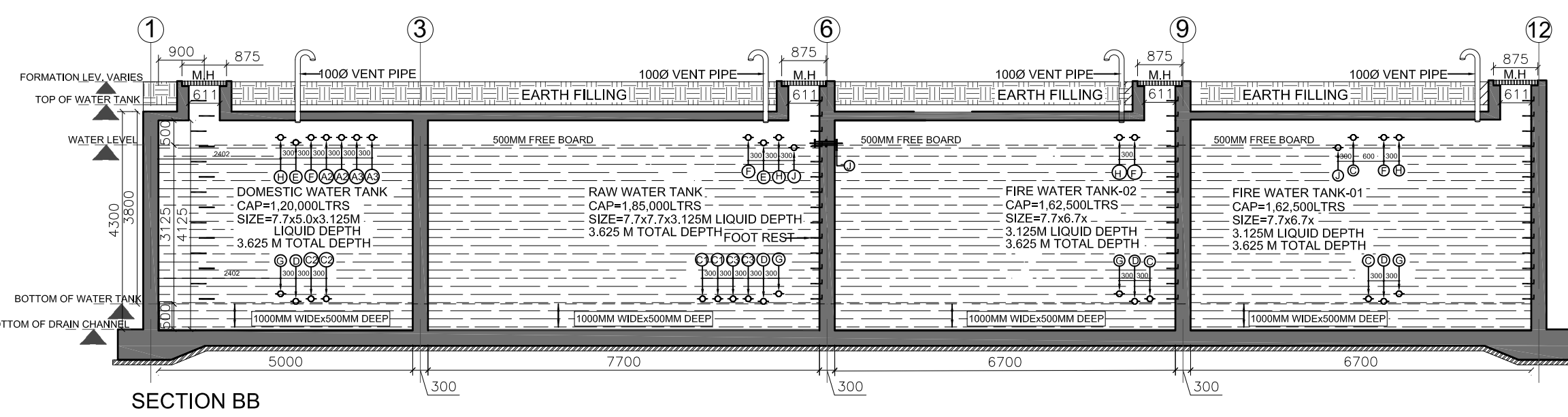
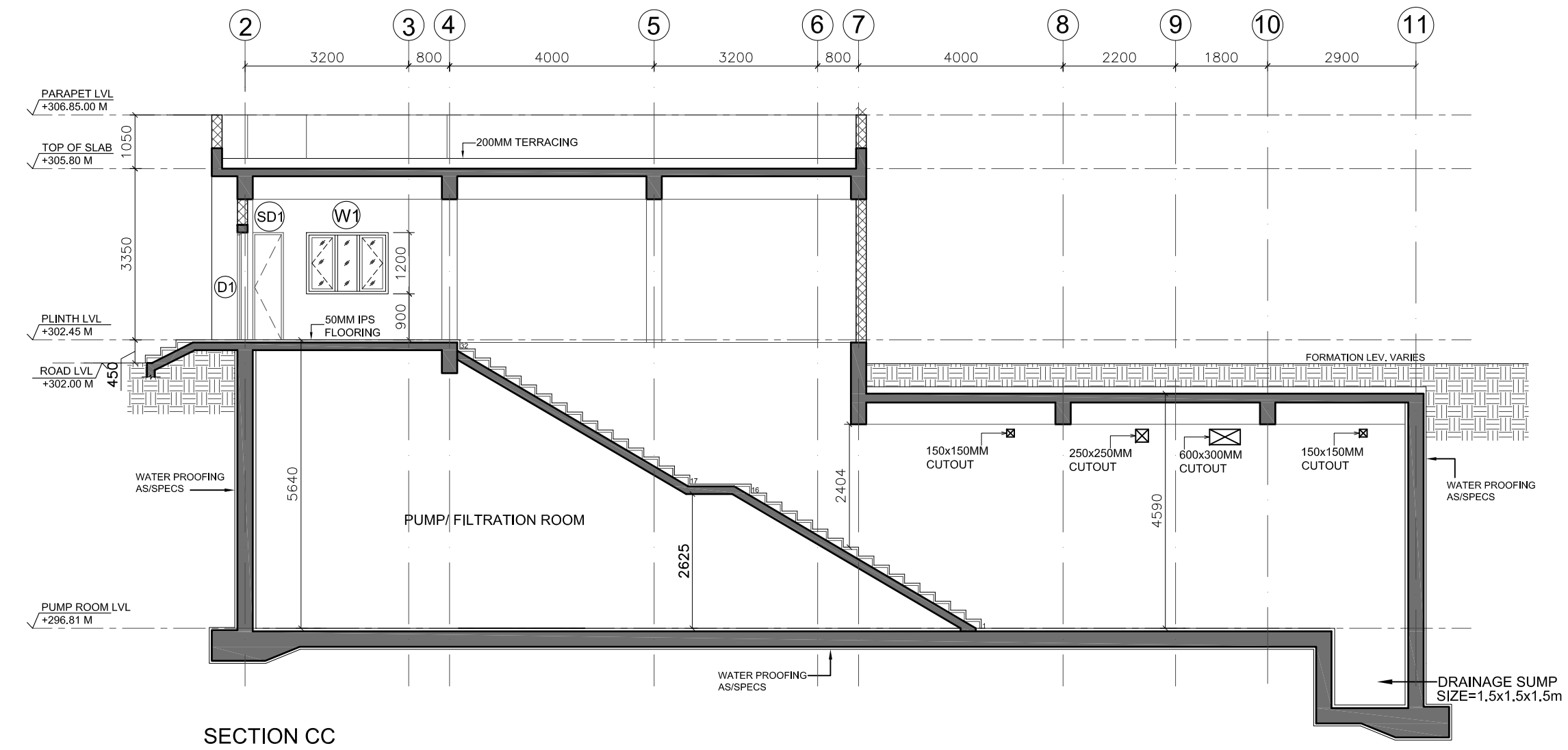
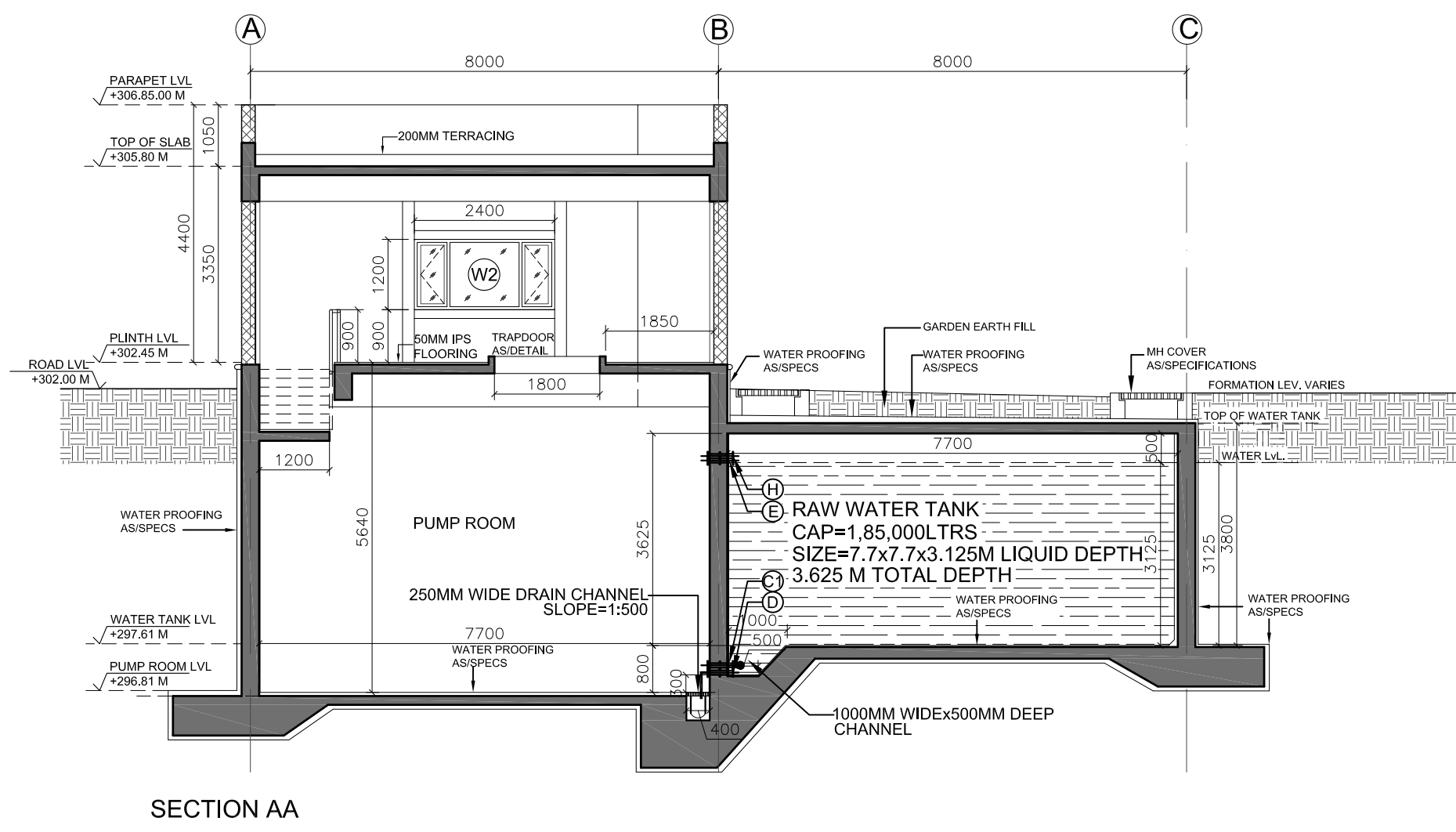


UG TANK AND PUMP ROOM



GENERAL NOTES:

- ALL DIMENSIONS ARE IN MILLIMETERS & LEVELS ARE IN METERS UNLESS OTHERWISE STATED.
- ALL DIMENSIONS ARE TO BE READ AND NOT MEASURED.
- ANY DISCREPANCIES MUST BE BROUGHT TO THE NOTICE OF THE DMRC BEFORE EXECUTION OF WORK AT SITE.
- THIS DRAWING MUST BE READ IN CONJUNCTION WITH ALL RELEVANT ARCHITECTURAL, STRUCTURAL, PLUMBING & FIRE FIGHTING, ELECTRICAL AND TRAFFIC MANAGEMENT DRAWINGS.
- ALL DOOR/WINDOW CILL & LINTEL LEVELS ARE MEASURED FROM MAIN FLOOR FINISHED LEVELS.

REFERENCE DRAWINGS	
Drg. No.	Description

REVISIONS					
REV	DESCRIPTION	DRN.	CHD.	VER.	DATE

APPROVAL BY NMRCL			
ARCHITECTURE	AM/Mgr	DY CA-III	CA
STRUCTURE	AM/Design	DY CE/DESIGN	ED/Technical
ELECTRICAL	AEM/E&M	DGM/E	CEE/UD
CIVIL	AGM/Civil	CE/General	
	AGM/Tele	CSTE	
	Fire Officer		

Certified that this document has been designed and checked in accordance with DDC Quality Assurance Plan.

Office of Drawing Origin:
FOUNTAINHEAD
 ARCHITECTURE INTERIOR & LANDSCAPE
 C-9/9148, VASANT KUNJ, NEW DELHI
 PH: 011-26891534, 26124540, 26124543. FAX: 26898459
 Email: office@studiofountainhead.com

Authorised Signatory for DDC.
 N1DDC D-01 Project Manager

CONSULTANTS:

NAGPUR METRO RAIL CORPORATION LTD.
 Metro House, 28/2, Anand Nagar, C K Naidu Road, Civil Lines, Nagpur - 440001

N1DDC D-01

ROLLING STOCK DEPOT AT MIHAN

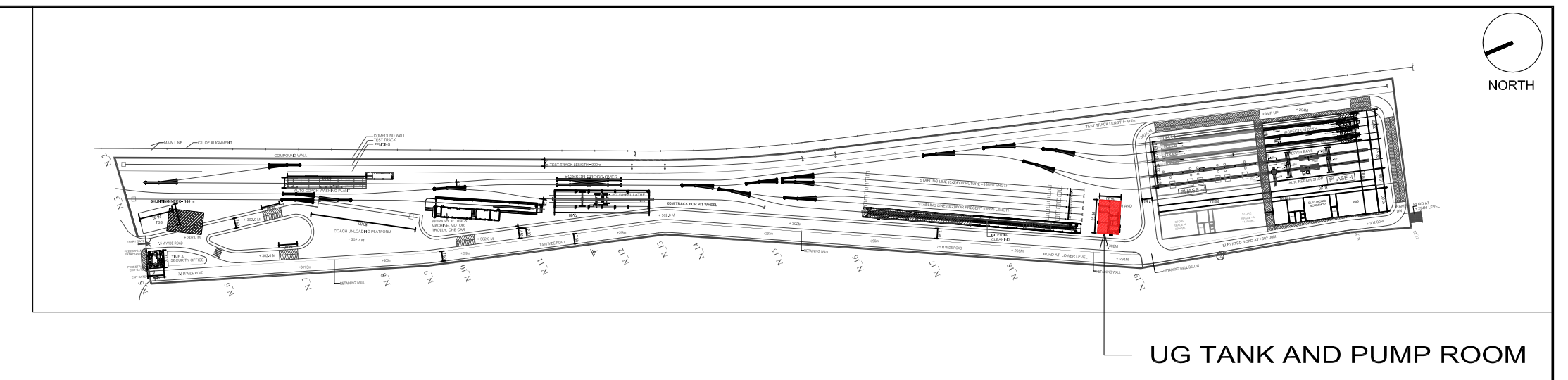
DRAWING TITLE: UG WATER TANK & PUMP ROOM -SECTIONS

DRAWING NO: N1DDCD01-DPOM-T-AR-2402 REV: R0

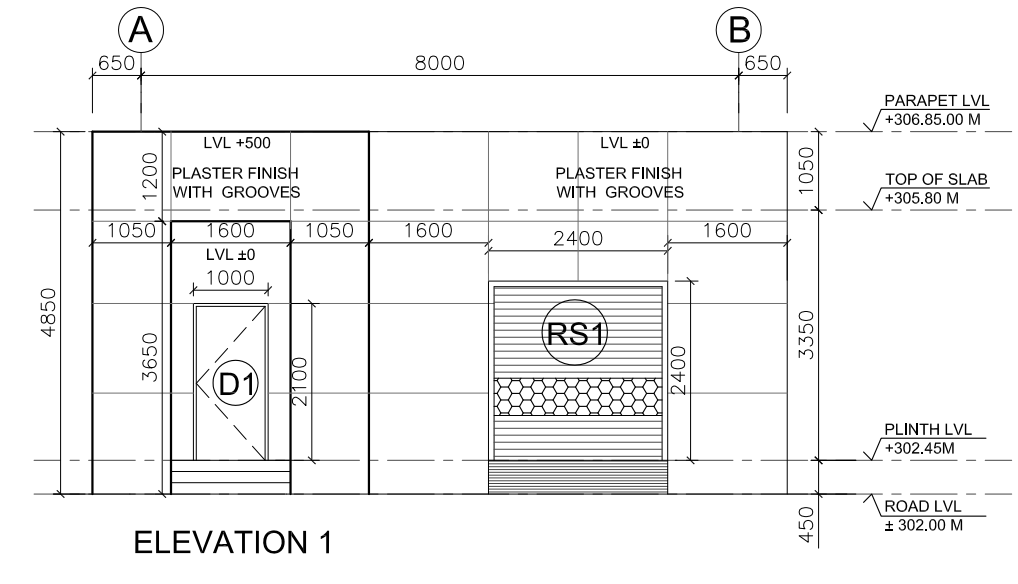
DATE: 30.06.2016	SCALE: 1:100	STATUS: FOR TENDER
DRAWN BY: VARSHA	CHECKED BY: S.M	VERIFIED BY: S.M

Architectural

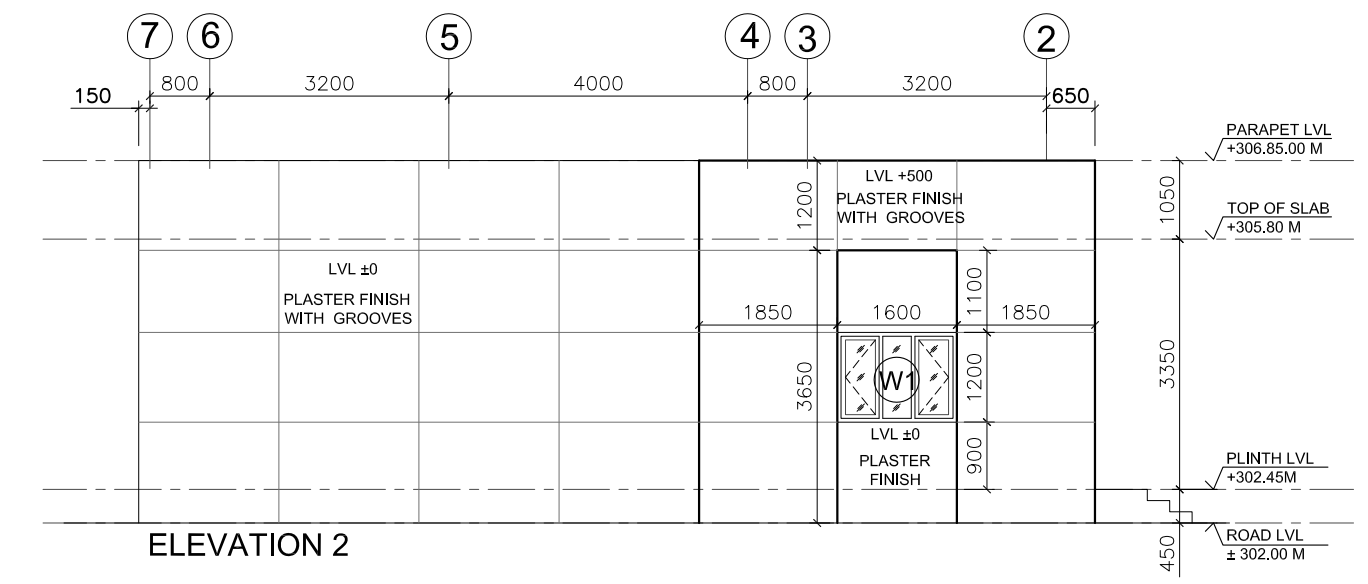
This drawing must not be either loaned, copied or otherwise reproduced in whole or in part or used for any purpose without the prior written permission of DMRC.



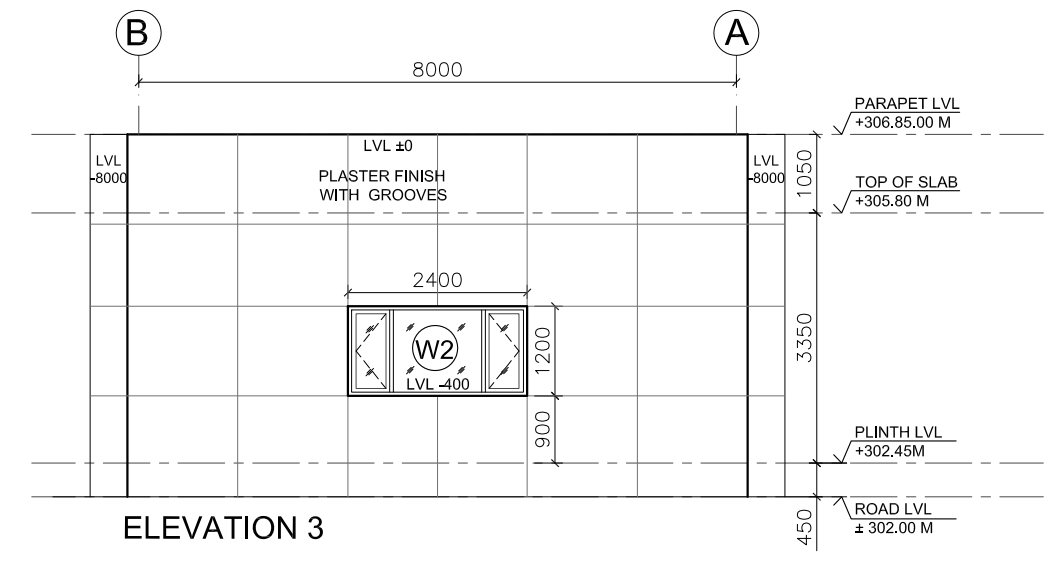
UG TANK AND PUMP ROOM



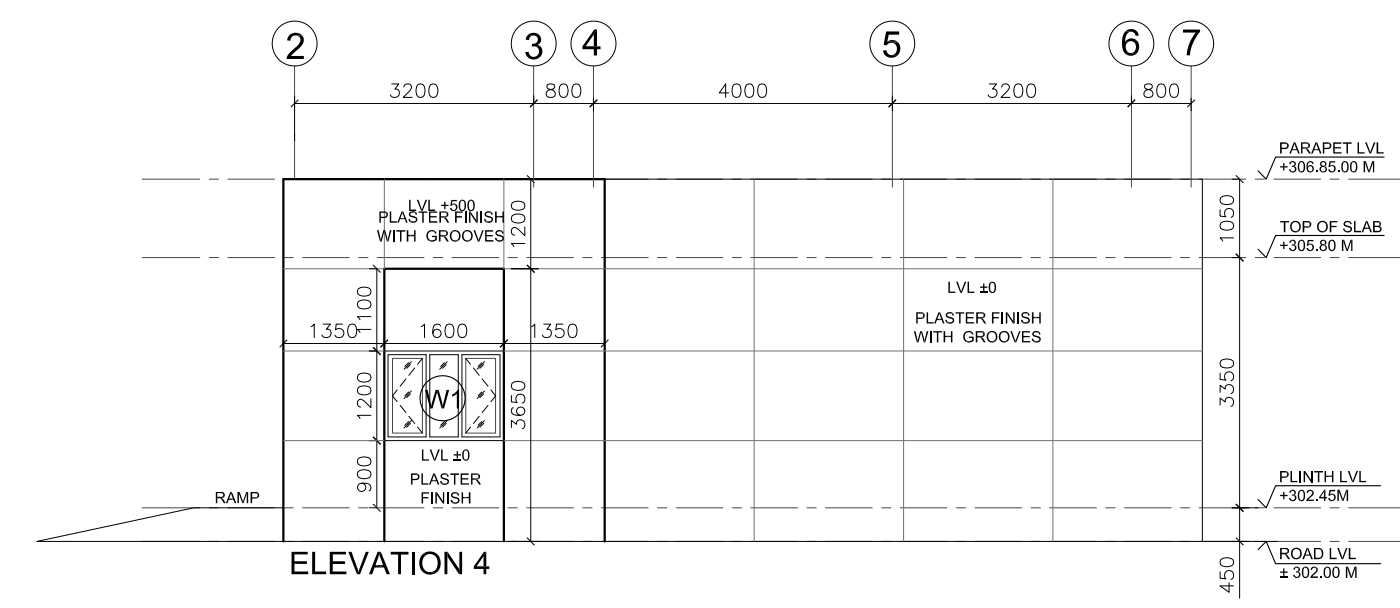
ELEVATION 1



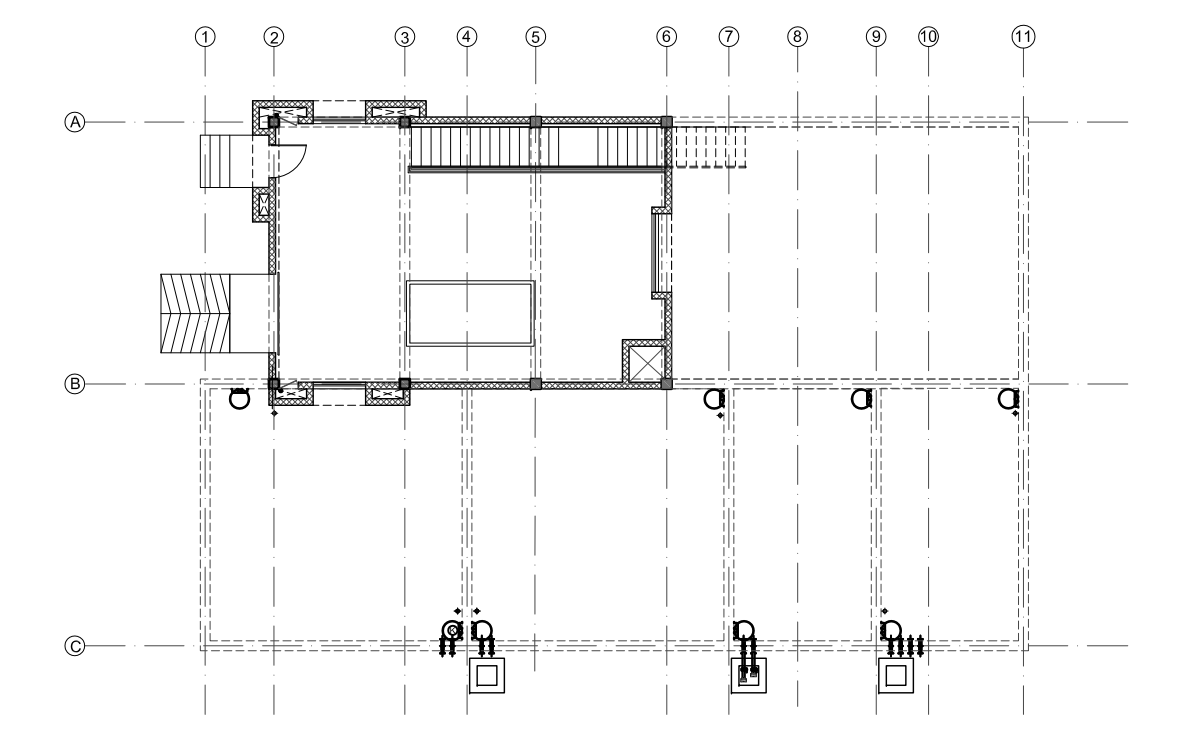
ELEVATION 2



ELEVATION 3



ELEVATION 4



KEY PLAN
SCALE = 1:200

THIS DRAWING IS THE PROPERTY OF NAGPUR METRO RAIL CORPORATION LTD.

GENERAL NOTES:

1. ALL DIMENSIONS ARE IN MILLIMETERS & LEVELS ARE IN METERS UNLESS OTHERWISE STATED.
2. ALL DIMENSIONS ARE TO BE READ AND NOT MEASURED.
3. ANY DISCREPANCIES MUST BE BROUGHT TO THE NOTICE OF THE DMRC BEFORE EXECUTION OF WORK AT SITE.
4. THIS DRAWING MUST BE READ IN CONJUNCTION WITH ALL RELEVANT ARCHITECTURAL, STRUCTURAL, PLUMBING & FIRE FIGHTING, ELECTRICAL AND TRAFFIC MANAGEMENT DRAWINGS.
5. ALL DOOR/WINDOW CILL & LINTEL LEVELS ARE MEASURED FROM MAIN FLOOR FINISHED LEVELS.

REFERENCE DRAWINGS	
Drg. No.	Description

REVISIONS					
REV	DESCRIPTION	DRN.	CHD.	VER.	DATE

APPROVAL BY NMRCL			
ARCHITECTURE	AM/Mgr	DY CA-III	CA
STRUCTURE	AM/Design	DY CE/DESIGN	ED/Technical
ELECTRICAL	AEME&M	DGM/E	CEE/UD
CIVIL	AGM/Civil	CE/General	
	AGM/Tele	CSTE	
	Fire Officer		

Certified that this document has been designed and checked in accordance with DDC Quality Assurance Plan.

OFFICE OF DRAWING ORIGIN:
FOUNTAINHEAD
 ARCHITECTURE INTERIOR & LANDSCAPE
 C-9/9148, VASANT KUNJ, NEW DELHI
 PH: 011-26891534, 26124540, 26124543. FAX: 26898459
 Email: office@studiofountainhead.com

Authorised Signatory for DDC.
 N1DDC D-01 Project Manager

CONSULTANTS:

NAGPUR METRO RAIL CORPORATION LTD.
 Metro House, 28/2, Anand Nagar, C K Naidu Road, Civil Lines, Nagpur - 440001

N1DDC D-01

ROLLING STOCK DEPOT AT MIHAN

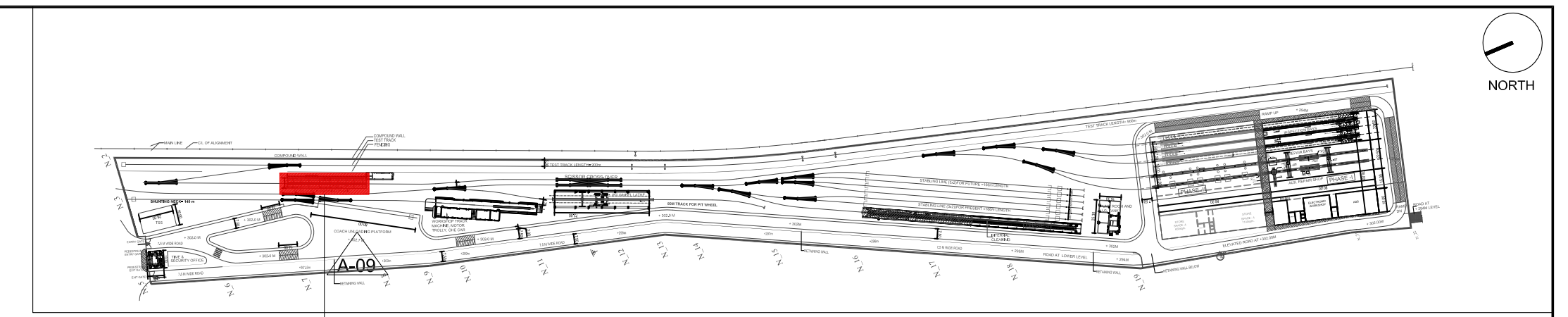
DRAWING TITLE: UG WATER TANK & PUMP ROOM -ELEVATIONS

DRAWING NO: N1DDCD01-DPOM-T-AR-2403 REV: R0

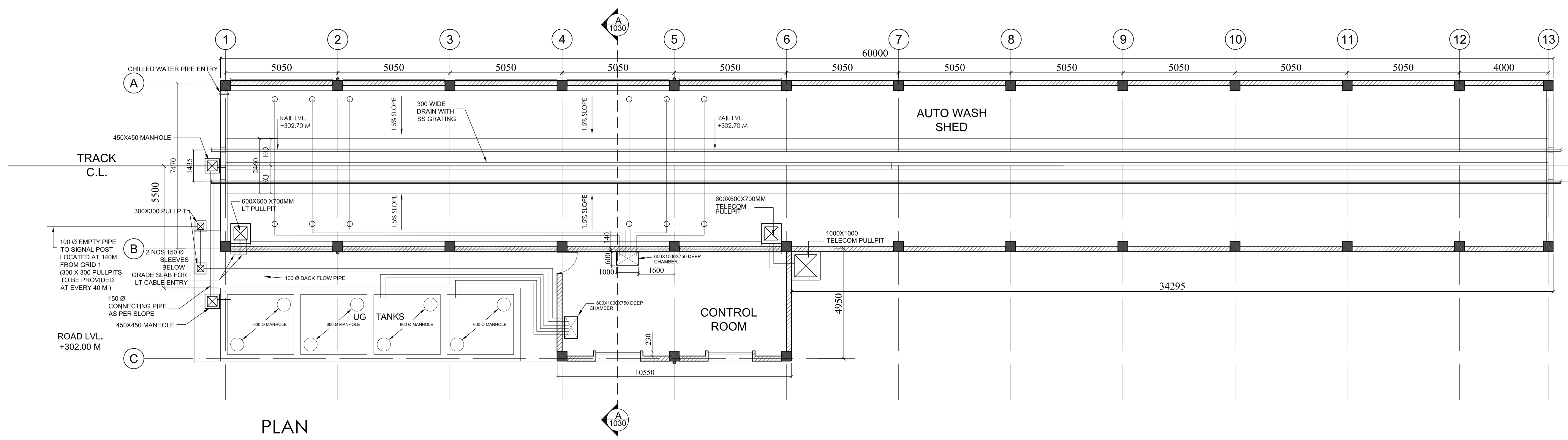
DATE: 30.06.2016	SCALE: 1:100	STATUS: FOR TENDER
DRAWN BY: VARSHA	CHECKED BY: S.M	VERIFIED BY: S.M

ARCHITECTURAL

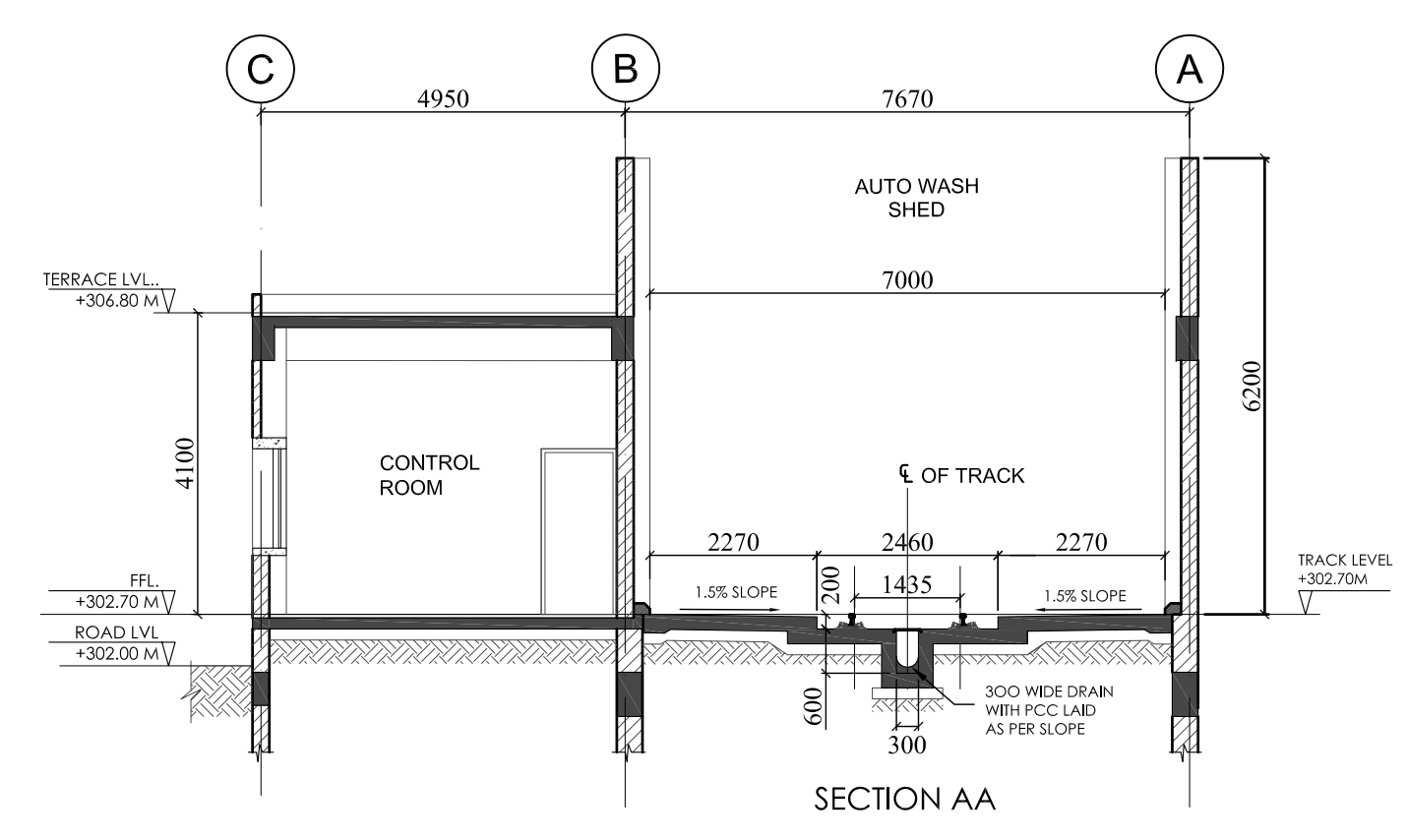
This drawing must not be either loaned, copied or otherwise reproduced in whole or in part or used for any purpose without the prior written permission of DMRC.



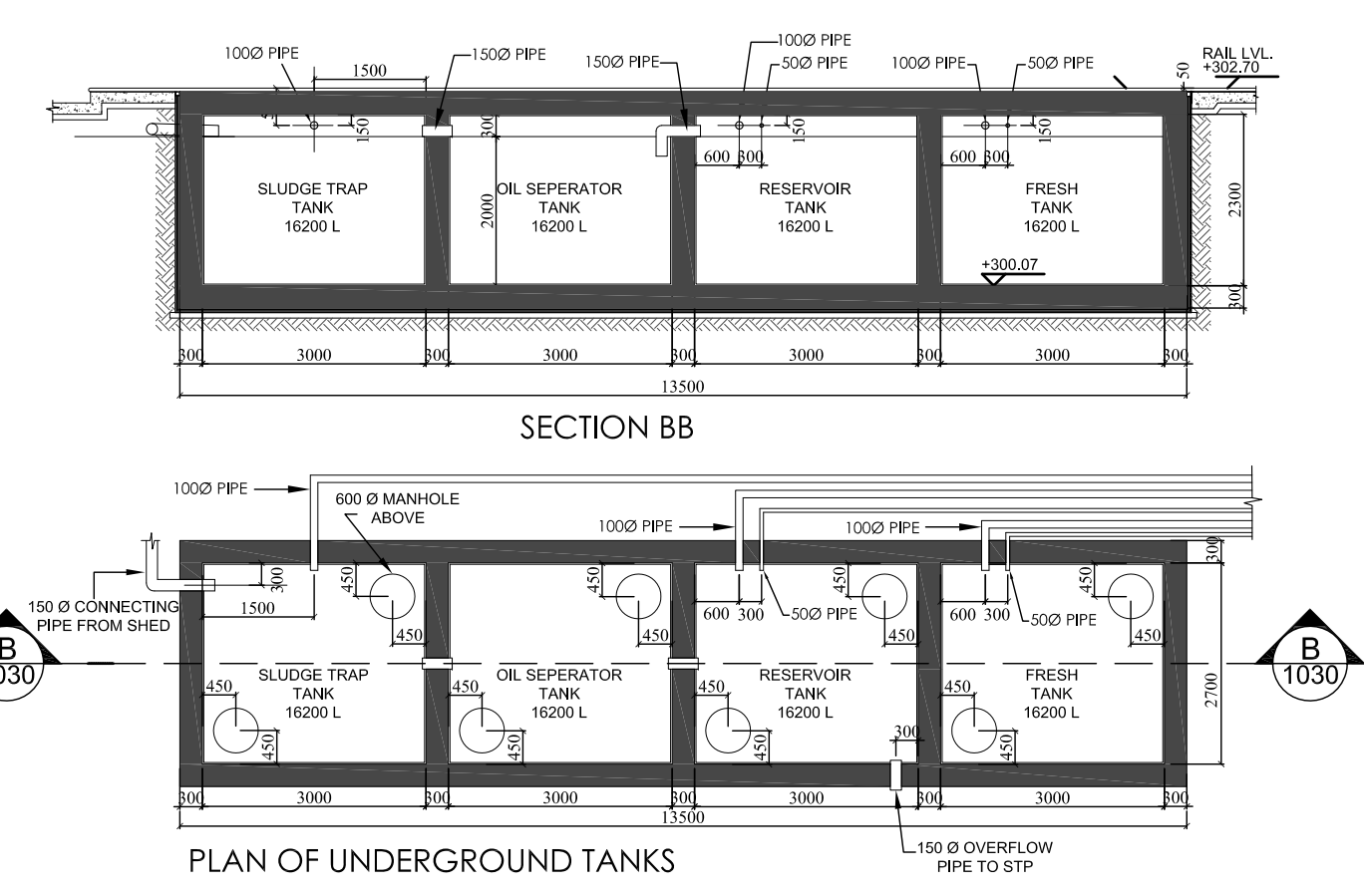
AUTOMATIC WASHING PLANT



PLAN



SECTION AA



SECTION BB

PLAN OF UNDERGROUND TANKS

GENERAL NOTES:
 1. ALL DIMENSIONS ARE IN MILLIMETERS & LEVELS ARE IN METERS UNLESS OTHERWISE STATED.
 2. ALL DIMENSIONS ARE TO BE READ AND NOT MEASURED.
 3. ANY DISCREPANCIES MUST BE BROUGHT TO THE NOTICE OF THE DMRC BEFORE EXECUTION OF WORK AT SITE.
 4. THIS DRAWING MUST BE READ IN CONJUNCTION WITH ALL RELEVANT ARCHITECTURAL, STRUCTURAL, PLUMBING & FIRE FIGHTING, ELECTRICAL AND TRAFFIC MANAGEMENT DRAWINGS.
 5. ALL DOOR/WINDOW CILL & LINTEL LEVELS ARE MEASURED FROM MAIN FLOOR FINISHED LEVELS.

REVISIONS		DRN.	CHD.	VER.	DATE
REV	DESCRIPTION				

APPROVAL BY NMRCL			
ARCHITECTURE	AM/Mgr	DY CA-III	CA
STRUCTURE	AM/Design	DY CE/DESIGN	ED/Technical
ELECTRICAL	AEM/E&M	DGM/E	CEE/UD
CIVIL	AGM/Civil	CE/General	
	AGM/Tele	CSTE	
	Fire Officer		

Certified that this document has been designed and checked in accordance with DDC Quality Assurance Plan.

Authorised Signatory for DDC.
 N1DDC D-01 Project Manager

OFFICE OF DRAWING ORIGIN:
FOUNTAINHEAD
 ARCHITECTURE INTERIOR & LANDSCAPE
 C-9/9148, VASANT KUNJ, NEW DELHI
 PH: 011-26891534, 26124540, 26124543. FAX: 26898459
 Email: office@studiofountainhead.com

CONSULTANTS:

NAGPUR METRO RAIL CORPORATION LTD.
 Metro House, 28/2, Anand Nagar, C K Naidu Road, Civil Lines, Nagpur - 440001

N1DDC D-01

ROLLING STOCK DEPOT AT MIHAN

DRAWING TITLE: AUTOMATIC WASHING PLANT - PLAN & SECTION

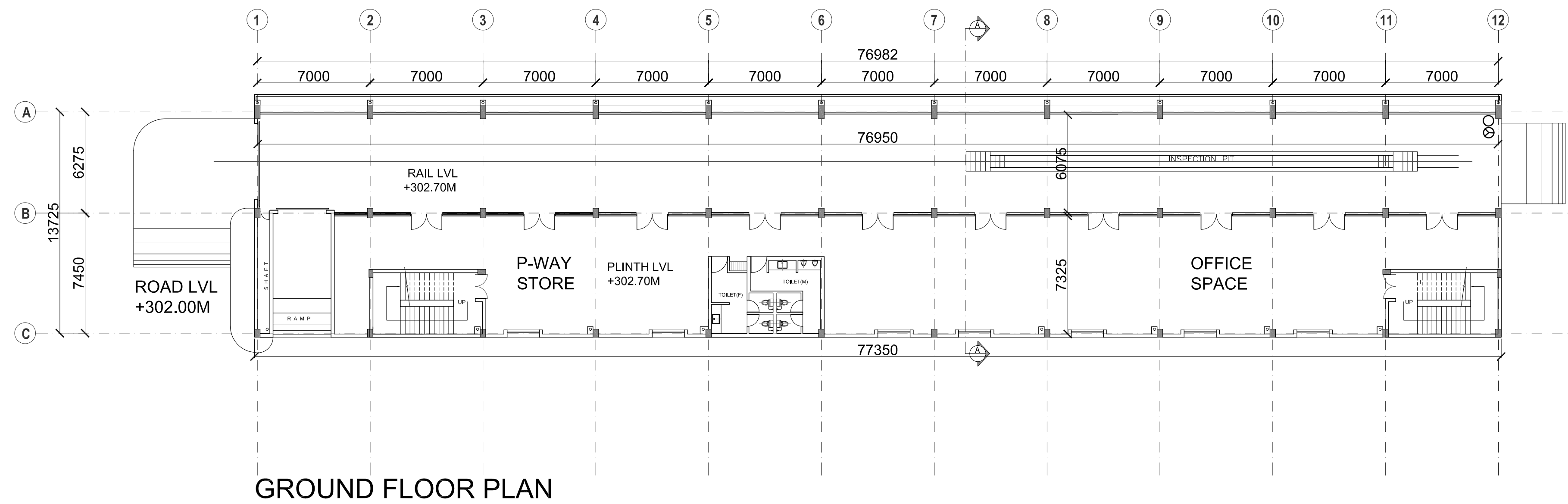
DRAWING NO: N1DDCD01-DPOM-T-AR-2501 REV: R0

DATE: 30.06.2016 SCALE: 1:100 STATUS: FOR TENDER

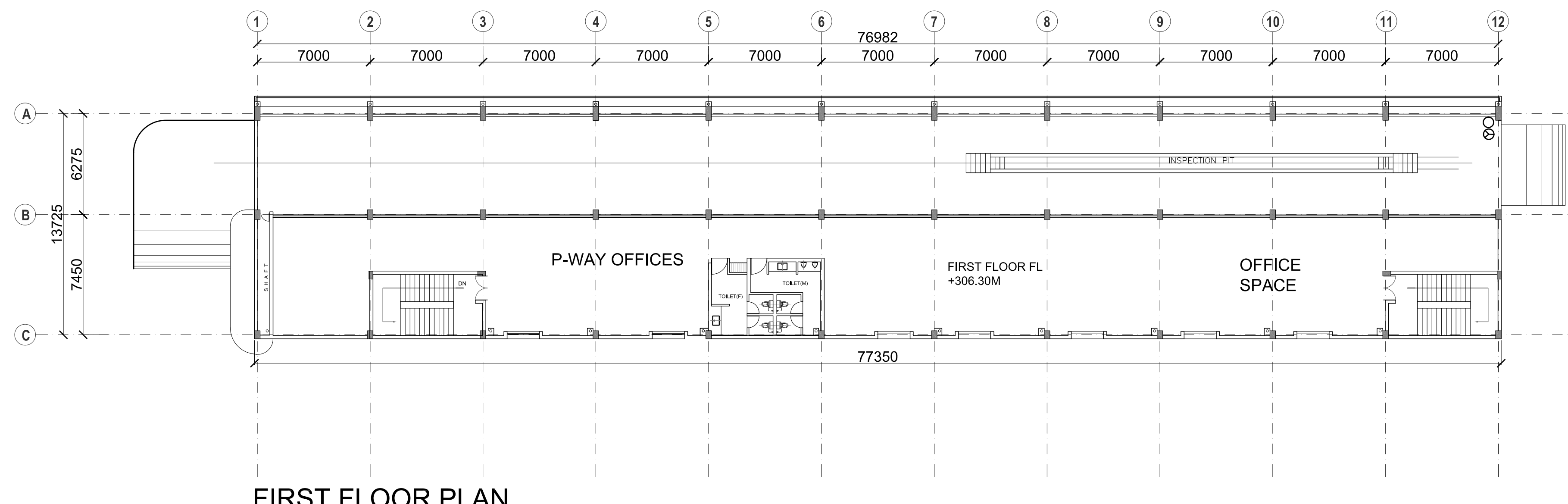
DRAWN BY: ANIL CHECKED BY: S.M VERIFIED BY: S.M

ARCHITECTURAL

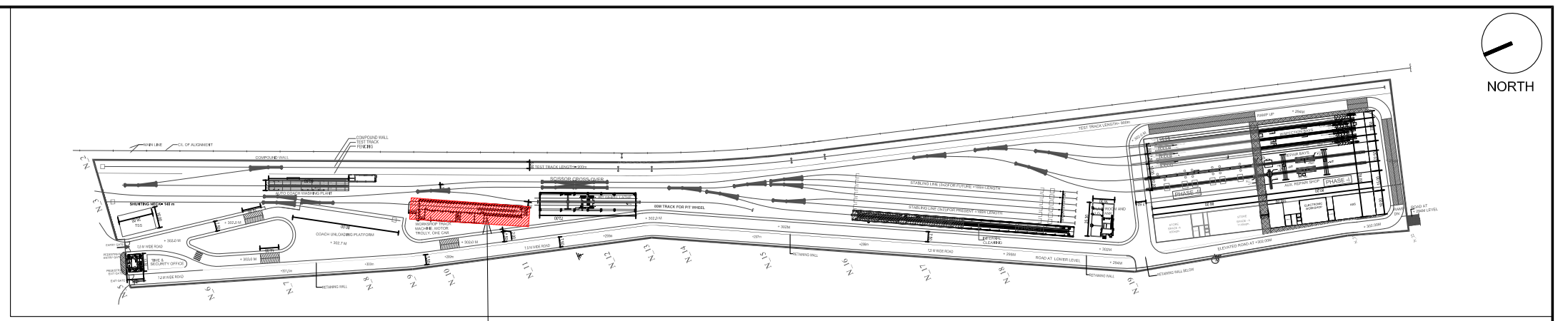
This drawing must not be either loaned, copied or otherwise reproduced in whole or in part or used for any purpose without the prior written permission of DMRC.



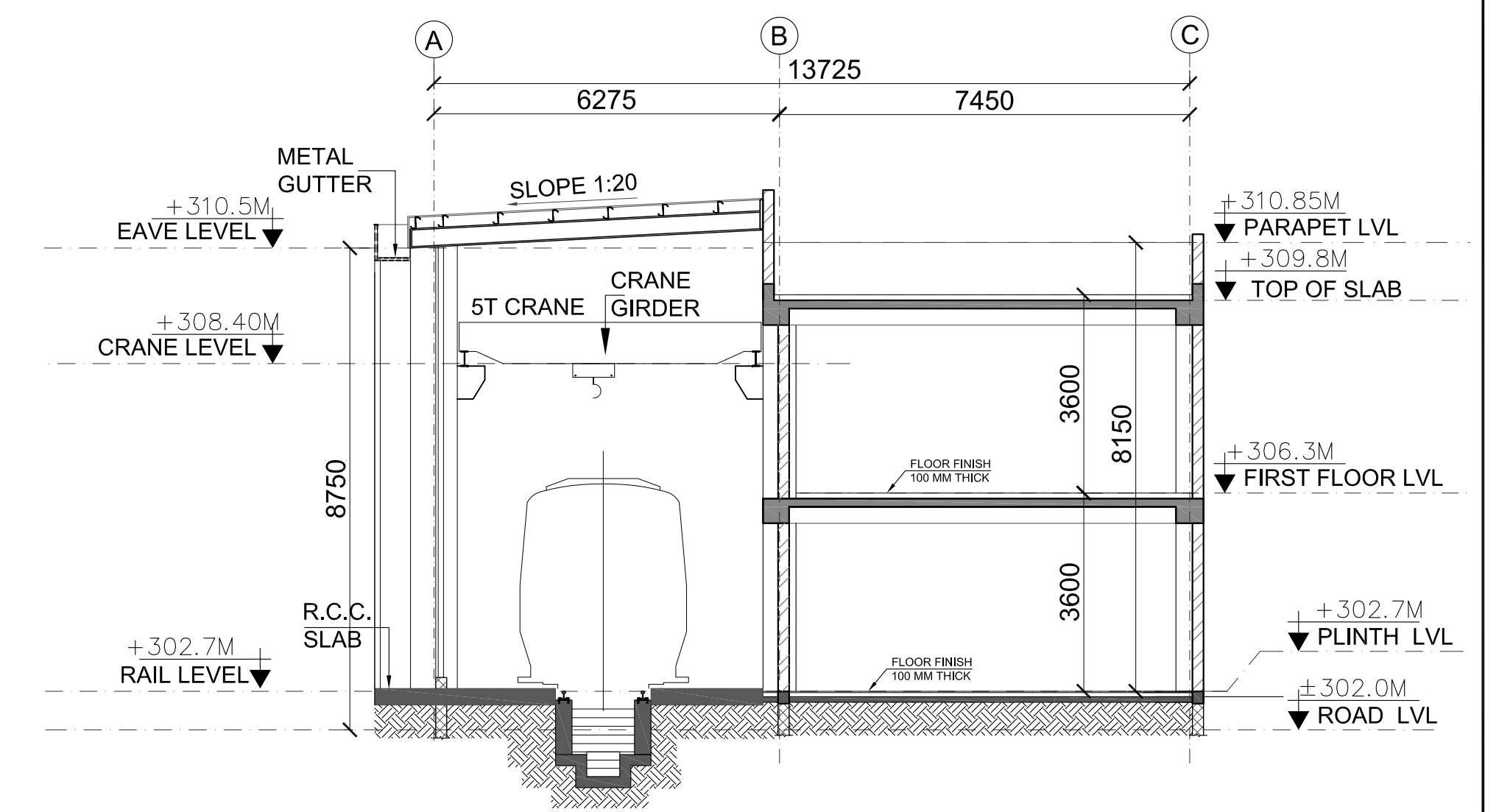
GROUND FLOOR PLAN



FIRST FLOOR PLAN



WORK SHOP



SECTION AA

AREA CHART

S.NO.	TYPE	SIZE(M)	AREA(M)	TYPE OF BUILDING
1.	P-WAY ROOM FOR WORKSHOP TRACK MACHINE (G+1)	76.95 X 7.325	563.65	RCC BUILDING
2.	WORKSHOP TRACK MACHINE , MOTOR TROLLEY	76.95 X 6.075	467.47	SHED

THIS DRAWING IS THE PROPERTY OF NAGPUR METRO RAIL CORPORATION LTD.

GENERAL NOTES:
 1. ALL DIMENSIONS ARE IN MILLIMETERS & LEVELS ARE IN METERS UNLESS OTHERWISE STATED.
 2. ALL DIMENSIONS ARE TO BE READ AND NOT MEASURED.
 3. ANY DISCREPANCIES MUST BE BROUGHT TO THE NOTICE OF THE DMRC BEFORE EXECUTION OF WORK AT SITE.
 4. THIS DRAWING MUST BE READ IN CONJUNCTION WITH ALL RELEVANT ARCHITECTURAL, STRUCTURAL, PLUMBING & FIRE FIGHTING, ELECTRICAL AND TRAFFIC MANAGEMENT DRAWINGS.
 5. ALL DOOR/WINDOW CILL & LINTEL LEVELS ARE MEASURED FROM MAIN FLOOR FINISHED LEVELS.

REVISIONS					
REV	DESCRIPTION	DRN.	CHD.	VER.	DATE

APPROVAL BY NMRCL			
ARCHITECTURE	AM/Mgr	DY CA-III	CA
STRUCTURE	AM/Design	DY CE/DESIGN	ED/Technical
ELECTRICAL	AEM/E&M	DGM/E	CEE/UD
CIVIL	AGM/Civil	CE/General	
	AGM/Tele	CSTE	
	Fire Officer		

Certified that this document has been designed and checked in accordance with DDC Quality Assurance Plan.

OFFICE OF DRAWING ORIGIN:
FOUNTAINHEAD
 ARCHITECTURE INTERIOR & LANDSCAPE
 C-9/9148, VASANT KUNJ, NEW DELHI
 PH: 011-26891534, 26124540, 26124543. FAX: 26898459
 Email: office@studiofountainhead.com

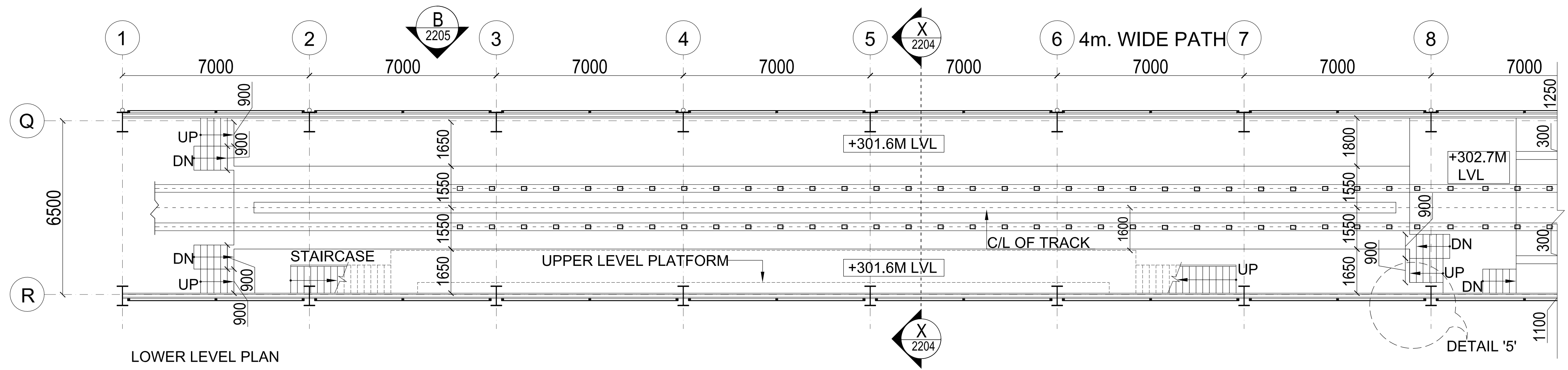
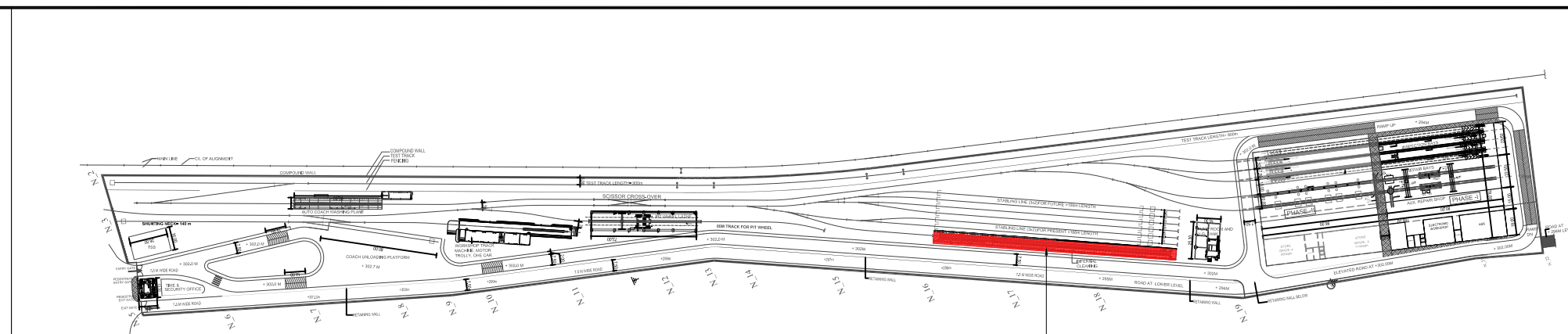
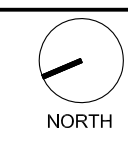
Authorised Signatory for DDC.
 N1DDC D-01 Project Manager

CONSULTANTS:

NAGPUR METRO RAIL CORPORATION LTD.
 Metro House, 28/2, Anand Nagar, C K Naidu Road, Civil Lines, Nagpur - 440001

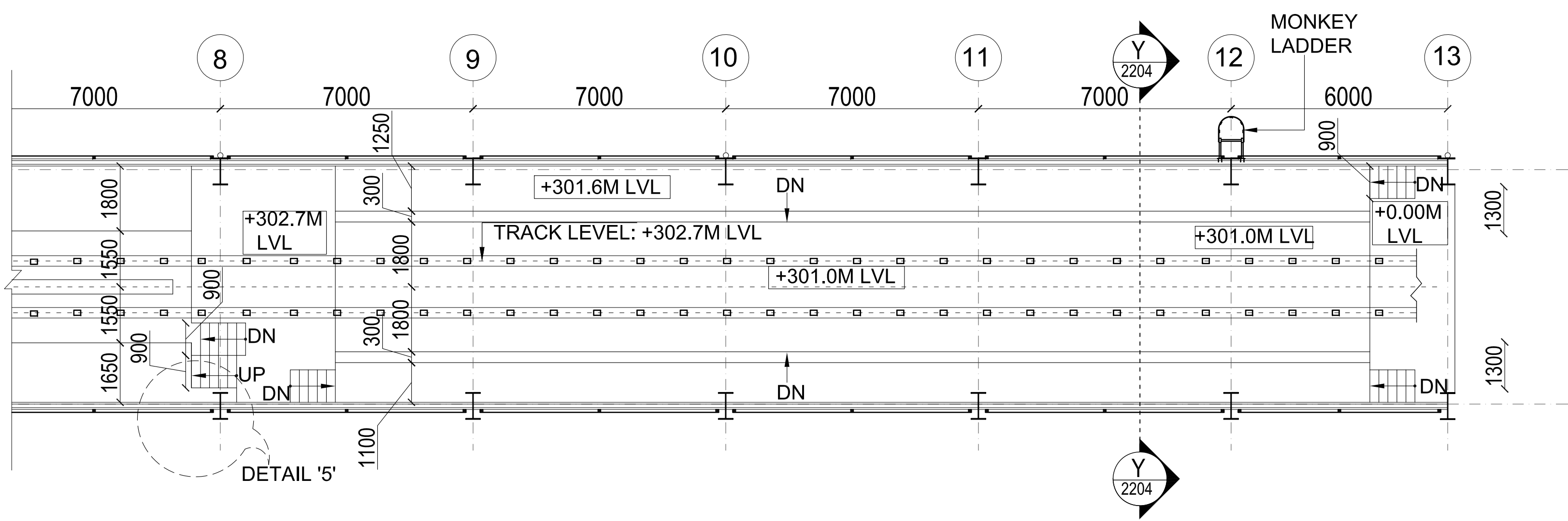
N1DDC D-01		
ROLLING STOCK DEPOT AT MIHAN		
DRAWING TITLE: WORK SHOP		
DRAWING NO: N1DDCD01-DPOM-T-AR-2601		REV: R0
DATE: 30.06.2016	SCALE: 1:200	STATUS: FOR TENDER
DRAWN BY: WAMIQ	CHECKED BY: S.M	VERIFIED BY: S.M

This drawing must not be either loaned, copied or otherwise reproduced in whole or in part or used for any purpose without the prior written permission of DMRC.



LOWER LEVEL PLAN

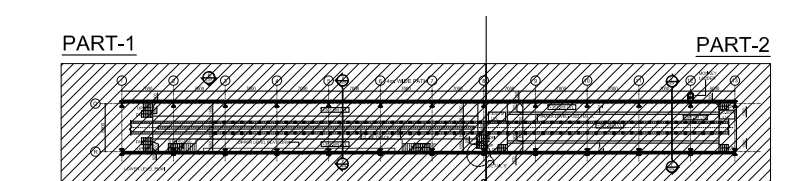
PART-1



PART-2

AREA CHART LOWER LEVEL

S.NO.	TYPE	SIZE(M)	AREA(M)	TYPE OF BUILDING
1.	INTERNAL CLEANING	83.00 X 7.25	601.75	SHED



KEY PLAN

THIS DRAWING IS THE PROPERTY OF NAGPUR METRO RAIL CORPORATION LTD.

GENERAL NOTES:
 1. ALL DIMENSIONS ARE IN MILLIMETERS & LEVELS ARE IN METERS UNLESS OTHERWISE STATED.
 2. ALL DIMENSIONS ARE TO BE READ AND NOT MEASURED.
 3. ANY DISCREPANCIES MUST BE BROUGHT TO THE NOTICE OF THE DMRC BEFORE EXECUTION OF WORK AT SITE.
 4. THIS DRAWING MUST BE READ IN CONJUNCTION WITH ALL RELEVANT ARCHITECTURAL, STRUCTURAL, PLUMBING & FIRE FIGHTING, ELECTRICAL AND TRAFFIC MANAGEMENT DRAWINGS.
 5. ALL DOOR/WINDOW CILL & LINTEL LEVELS ARE MEASURED FROM MAIN FLOOR FINISHED LEVELS.

REVISIONS					
REV	DESCRIPTION	DRN.	CHD.	VER.	DATE

APPROVAL BY NMRCL			
ARCHITECTURE	AM/Mgr	DY CA-III	CA
STRUCTURE	AM/Design	DY CE/DESIGN	ED/Technical
ELECTRICAL	AEME&M	DGM/E	CEE/UD
CIVIL	AGM/Civil	CE/General	
	AGM/Tele	CSTE	
	Fire Officer		

Certified that this document has been designed and checked in accordance with DDC Quality Assurance Plan.

Authorised Signatory for DDC.
N1DDC D-01 Project Manager

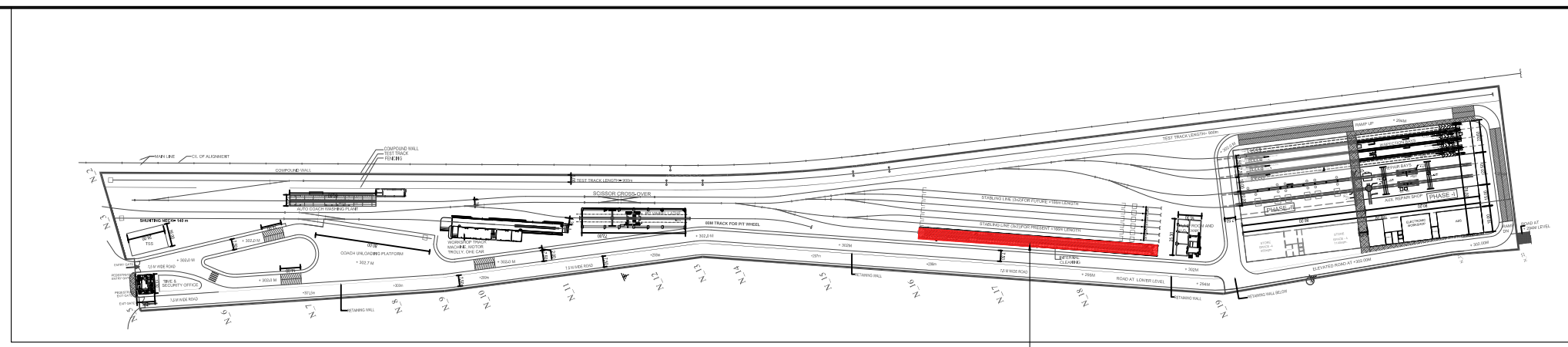
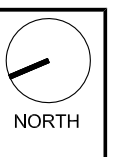
OFFICE OF DRAWING ORIGIN:
FOUNTAINHEAD
 ARCHITECTURE INTERIOR & LANDSCAPE
 C-9/9148, VASANT KUNJ, NEW DELHI
 PH: 011-26891534, 26124540, 26124543. FAX: 26898459
 Email: office@studiofountainhead.com

CONSULTANTS:

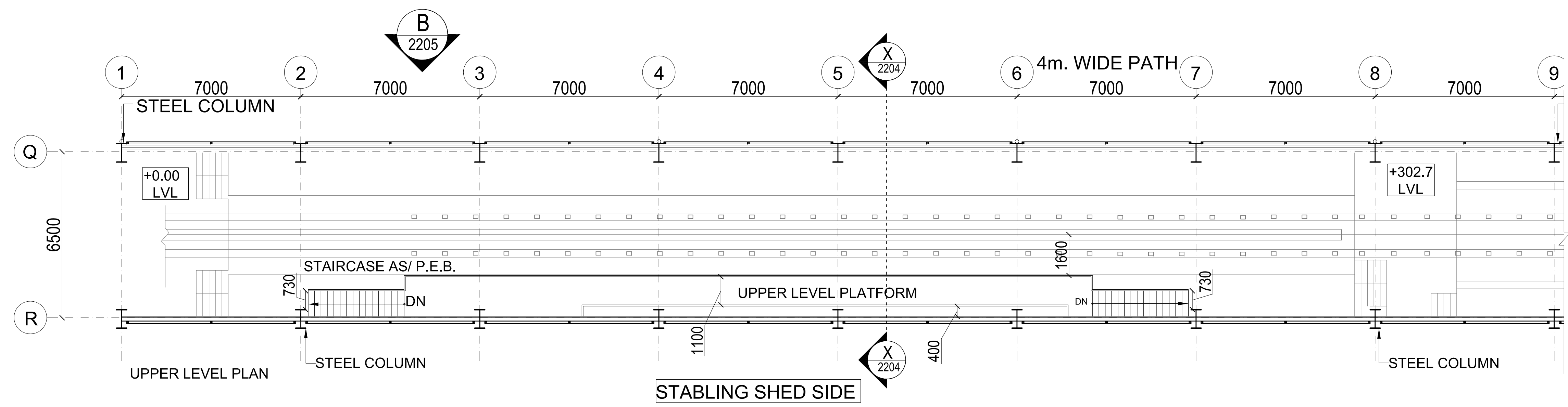
NAGPUR METRO RAIL CORPORATION LTD.
 Metro House, 28/2, Anand Nagar, C K Naidu Road, Civil Lines, Nagpur - 440001

N1DDC D-01		
ROLLING STOCK DEPOT AT MIHAN		
DRAWING TITLE: INTERNAL CLEANING SHED - LOWER LEVEL PLAN		
DRAWING NO: N1DDCD01-DPOM-T-AR-2701		REV: R0
DATE: 30.06.2016	SCALE: 1:100	STATUS: FOR TENDER
DRAWN BY: ROHAN	CHECKED BY: S.M	VERIFIED BY: S.M

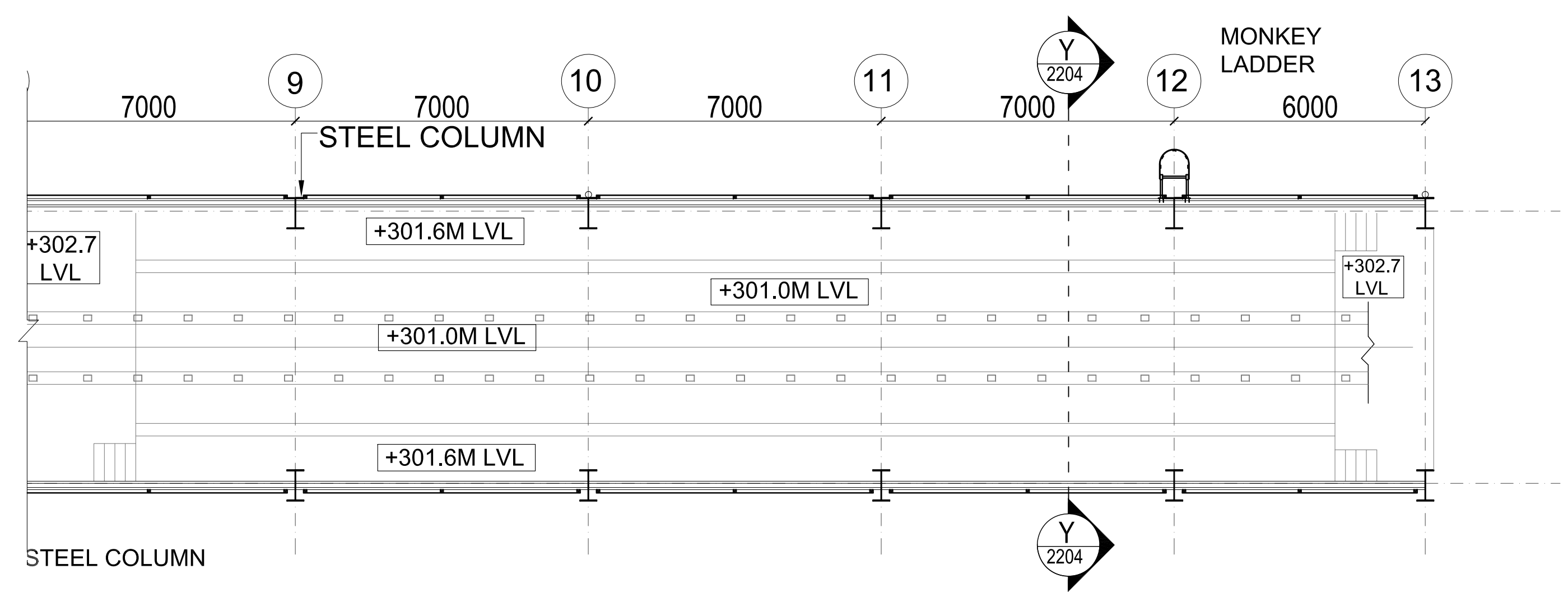
This drawing must not be either loaned, copied or otherwise reproduced in whole or in part or used for any purpose without the prior written permission of DMRC.



INTERNAL CLEANING



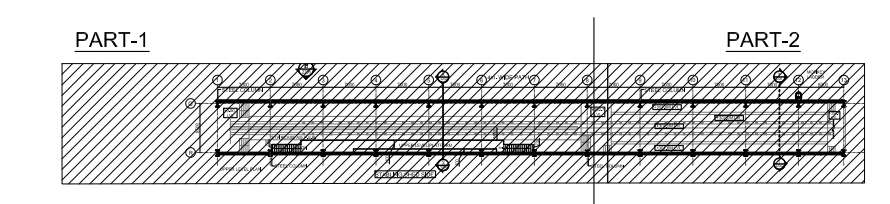
PART-1



PART-2

AREA CHART UPPER LEVEL

S.NO.	TYPE	SIZE(M)	AREA(M)	TYPE OF BUILDING
1.	INTERNAL CLEANING	83.00 X 7.25	601.75	SHED



KEY PLAN

THIS DRAWING IS THE PROPERTY OF NAGPUR METRO RAIL CORPORATION LTD.

GENERAL NOTES:
 1. ALL DIMENSIONS ARE IN MILLIMETERS & LEVELS ARE IN METERS UNLESS OTHERWISE STATED.
 2. ALL DIMENSIONS ARE TO BE READ AND NOT MEASURED.
 3. ANY DISCREPANCIES MUST BE BROUGHT TO THE NOTICE OF THE DMRC BEFORE EXECUTION OF WORK AT SITE.
 4. THIS DRAWING MUST BE READ IN CONJUNCTION WITH ALL RELEVANT ARCHITECTURAL, STRUCTURAL, PLUMBING & FIRE FIGHTING, ELECTRICAL AND TRAFFIC MANAGEMENT DRAWINGS.
 5. ALL DOOR/WINDOW GILL & LINTEL LEVELS ARE MEASURED FROM MAIN FLOOR FINISHED LEVELS.

REFERENCE DRAWINGS	
Drg. No.	Description

REVISIONS					
REV	DESCRIPTION	DRN.	CHD.	VER.	DATE

APPROVAL BY NMRCL			
ARCHITECTURE	AM/Mgr	DY CA-III	CA
STRUCTURE	AM/Design	DY CE/DESIGN	ED/Technical
ELECTRICAL	AEME&M	DGM/E	CEE/UD
CIVIL	AGM/Civil	CE/General	
	AGM/Tele	CSTE	
	Fire Officer		

Certified that this document has been designed and checked in accordance with DDC Quality Assurance Plan.

OFFICE OF DRAWING ORIGIN:
FOUNTAINHEAD
 ARCHITECTURE INTERIOR & LANDSCAPE
 C-9/9148, VASANT KUNJ, NEW DELHI
 PH: 011-26891534, 26124540, 26124543. FAX: 26898459
 Email: office@studiofountainhead.com

Authorised Signatory for DDC.
 N1DDC D-01 Project Manager

CONSULTANTS:

NAGPUR METRO RAIL CORPORATION LTD.
 Metro House, 28/2, Anand Nagar, C K Naidu Road, Civil Lines, Nagpur - 440001

N1DDC D-01

ROLLING STOCK DEPOT AT MIHAN

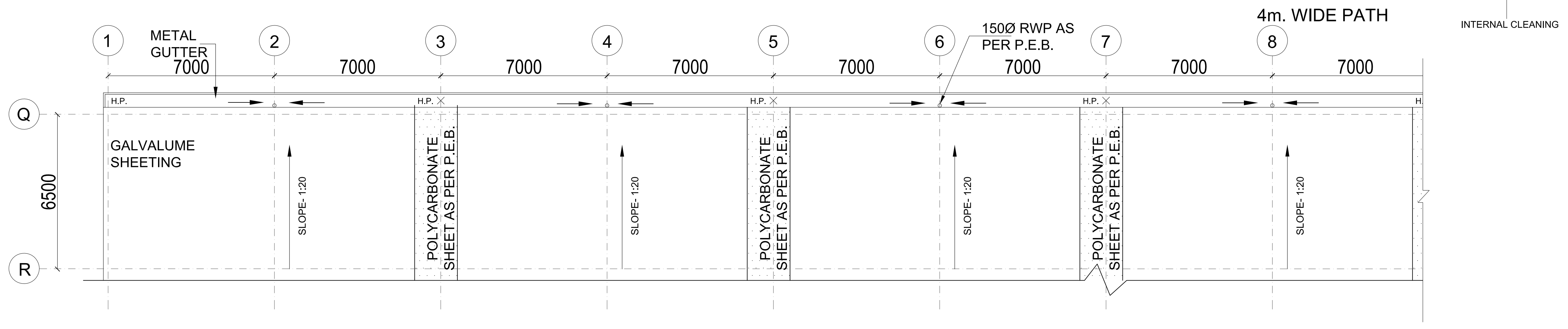
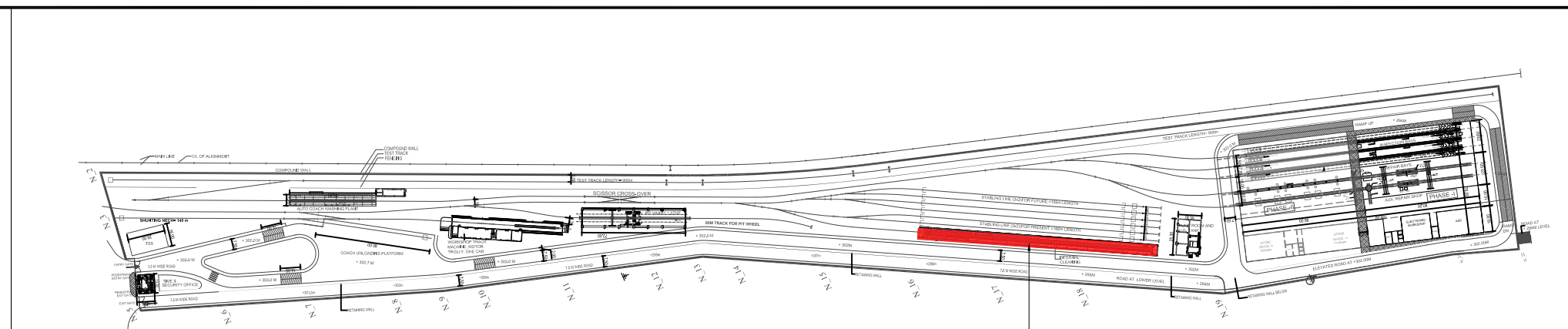
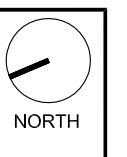
DRAWING TITLE: INTERNAL CLEANING SHED - UPPER LEVEL PLAN

DRAWING NO: N1DDCD01-DPOM-T-AR-2702 REV: R0

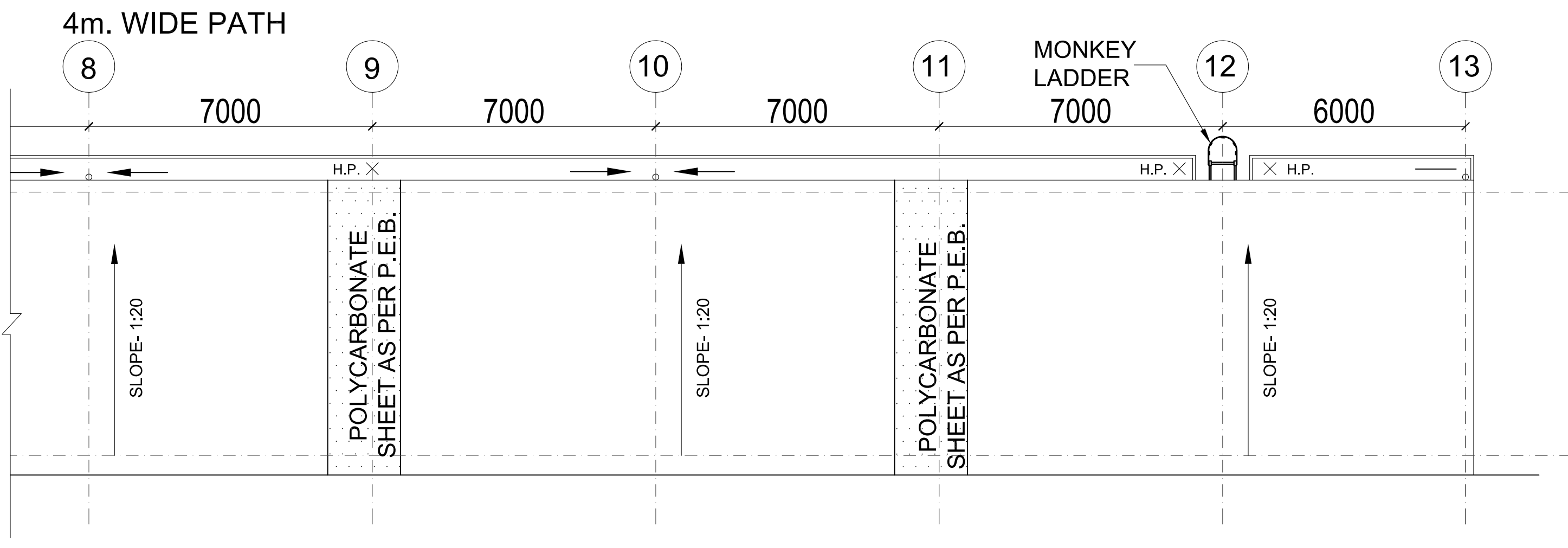
DATE: 30.06.2016	SCALE: 1:100	STATUS: FOR TENDER
DRAWN BY: ROHAN	CHECKED BY: S.M	VERIFIED BY: S.M

ARCHITECTURAL

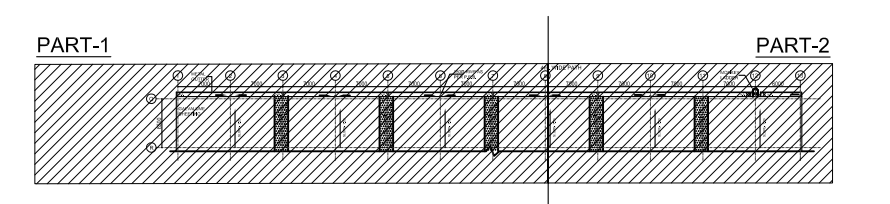
This drawing must not be either loaned, copied or otherwise reproduced in whole or in part or used for any purpose without the prior written permission of DMRC.



PART-1



PART-2



KEY PLAN

THIS DRAWING IS THE PROPERTY OF NAGPUR METRO RAIL CORPORATION LTD.

GENERAL NOTES:

1. ALL DIMENSIONS ARE IN MILLIMETERS & LEVELS ARE IN METERS UNLESS OTHERWISE STATED.
2. ALL DIMENSIONS ARE TO BE READ AND NOT MEASURED.
3. ANY DISCREPANCIES MUST BE BROUGHT TO THE NOTICE OF THE DMRC BEFORE EXECUTION OF WORK AT SITE.
4. THIS DRAWING MUST BE READ IN CONJUNCTION WITH ALL RELEVANT ARCHITECTURAL, STRUCTURAL, PLUMBING & FIRE FIGHTING, ELECTRICAL AND TRAFFIC MANAGEMENT DRAWINGS.
5. ALL DOOR/WINDOW CILL & LINTEL LEVELS ARE MEASURED FROM MAIN FLOOR FINISHED LEVELS.

REFERENCE DRAWINGS	
Drg. No.	Description

REVISIONS					
REV	DESCRIPTION	DRN.	CHD.	VER.	DATE

APPROVAL BY NMRCL			
ARCHITECTURE	AM/Mgr	DY CA-III	CA
STRUCTURE	AM/Design	DY CE/DESIGN	ED/Technical
ELECTRICAL	AEM/E&M	DGM/E	CEE/UD
CIVIL	AGM/Civil	CE/General	
	AGM/Tele	CSTE	
	Fire Officer		

Certified that this document has been designed and checked in accordance with DDC Quality Assurance Plan.

Authorised Signatory for DDC.
N1DDC D-01 Project Manager

OFFICE OF DRAWING ORIGIN:
FOUNTAINHEAD
 ARCHITECTURE INTERIOR & LANDSCAPE
 C-9/9148, VASANT KUNJ, NEW DELHI
 PH: 011-26891534, 26124540, 26124543. FAX: 26898459
 Email: office@studiofountainhead.com

CONSULTANTS:

NAGPUR METRO RAIL CORPORATION LTD.
 Metro House, 28/2, Anand Nagar, C K Naidu Road, Civil Lines, Nagpur - 440001

N1DDC D-01

ROLLING STOCK DEPOT AT MIHAN

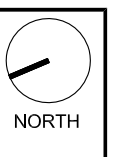
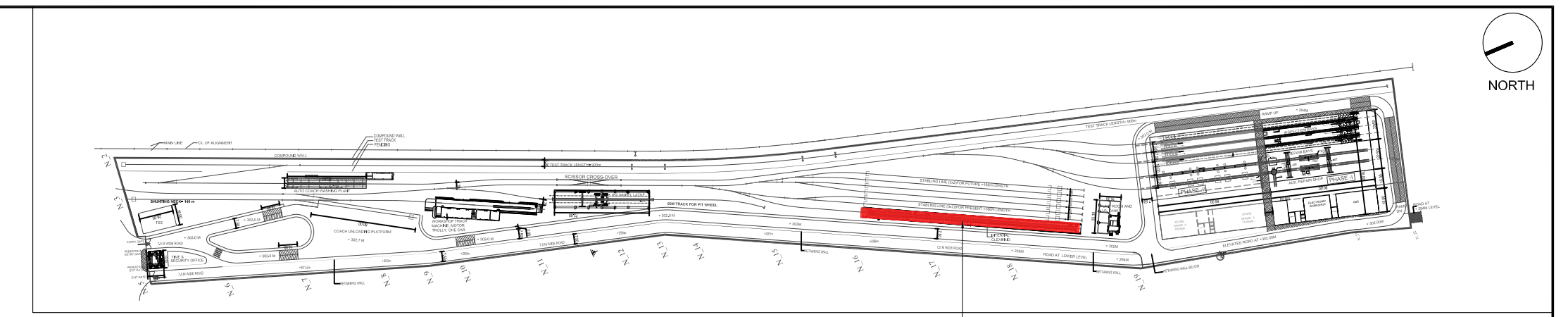
DRAWING TITLE: INTERNAL CLEANING SHED - ROOF PLAN

DRAWING NO: N1DDCD01-DPOM-T-AR-2703 REV: R0

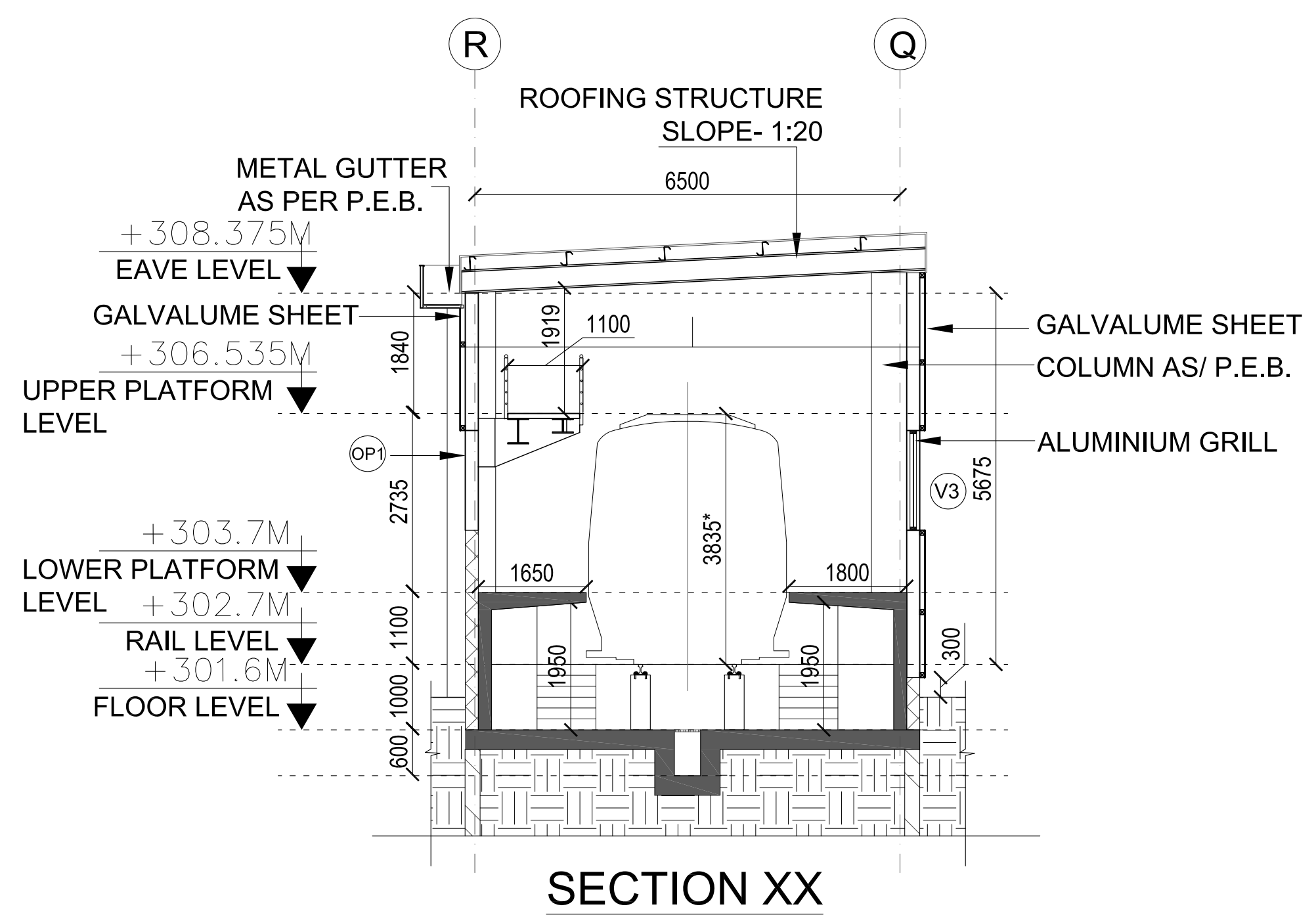
DATE: 30.06.2016	SCALE: 1:100	STATUS: FOR TENDER
DRAWN BY: ROHAN	CHECKED BY: S.M	VERIFIED BY: S.M

ARCHITECTURAL

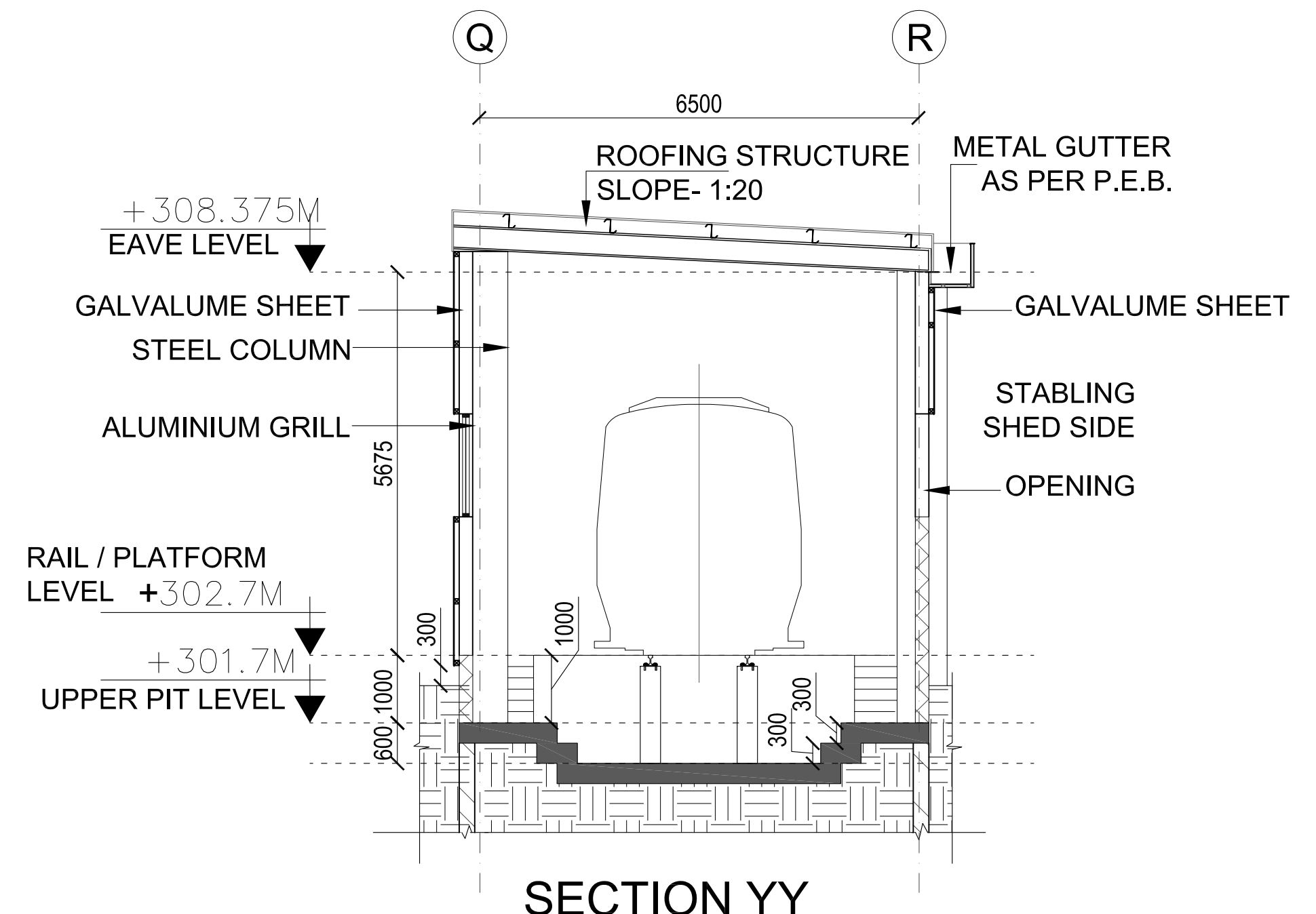
This drawing must not be either loaned, copied or otherwise reproduced in whole or in part or used for any purpose without the prior written permission of DMRC.



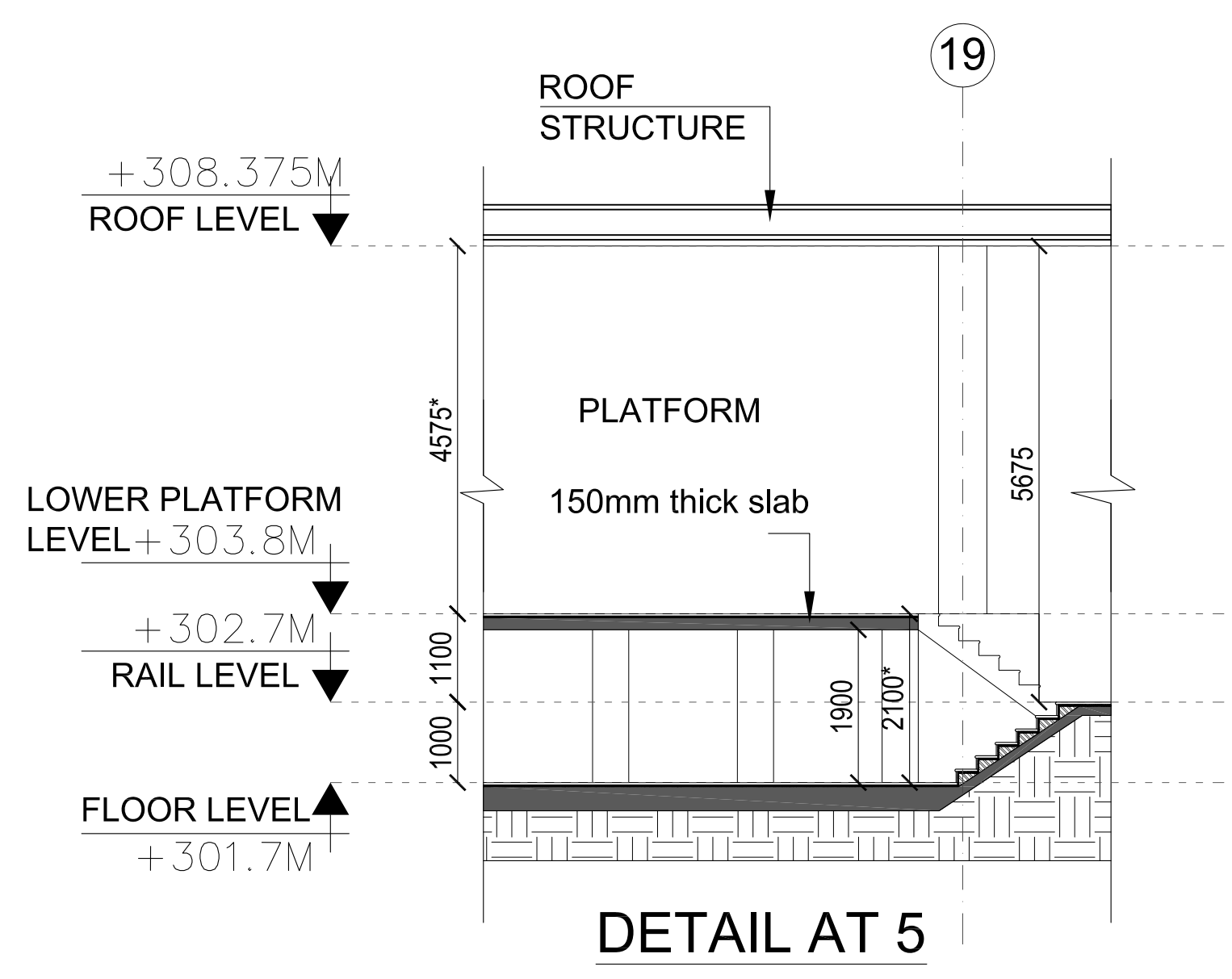
INTERNAL CLEANING



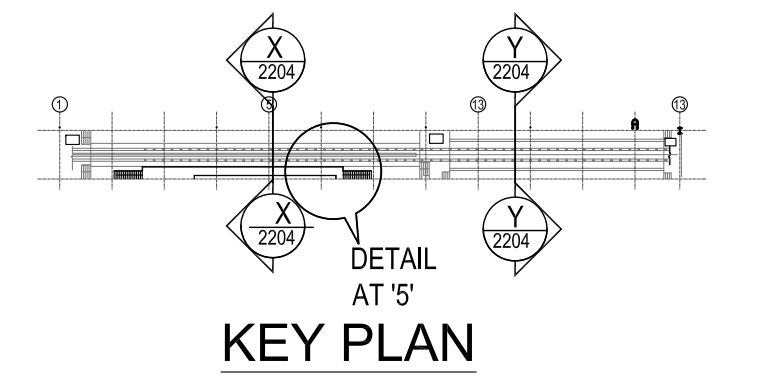
SECTION XX



SECTION YY



DETAIL AT 5



KEY PLAN

THIS DRAWING IS THE PROPERTY OF NAGPUR METRO RAIL CORPORATION LTD.

GENERAL NOTES:
 1. ALL DIMENSIONS ARE IN MILLIMETERS & LEVELS ARE IN METERS UNLESS OTHERWISE STATED.
 2. ALL DIMENSIONS ARE TO BE READ AND NOT MEASURED.
 3. ANY DISCREPANCIES MUST BE BROUGHT TO THE NOTICE OF THE DMRC BEFORE EXECUTION OF WORK AT SITE.
 4. THIS DRAWING MUST BE READ IN CONJUNCTION WITH ALL RELEVANT ARCHITECTURAL, STRUCTURAL, PLUMBING & FIRE FIGHTING, ELECTRICAL AND TRAFFIC MANAGEMENT DRAWINGS.
 5. ALL DOOR/WINDOW CILL & LINTEL LEVELS ARE MEASURED FROM MAIN FLOOR FINISHED LEVELS.

REFERENCE DRAWINGS	
Drg. No.	Description

REVISIONS					
REV	DESCRIPTION	DRN.	CHD.	VER.	DATE

APPROVAL BY NMRCL			
ARCHITECTURE	AM/Mgr	DY CA-III	CA
STRUCTURE	AM/Design	DY CE/DESIGN	ED/Technical
ELECTRICAL	AEME&M	DGME	CEE/UD
CIVIL	AGM/Civil	CE/General	
	AGM/Tele	CSTE	
	Fire Officer		

Certified that this document has been designed and checked in accordance with DDC Quality Assurance Plan.

Authorised Signatory for DDC.
N1DDC D-01 Project Manager

OFFICE OF DRAWING ORIGIN:
FOUNTAINHEAD
 ARCHITECTURE INTERIOR & LANDSCAPE
 C-9/9148, VASANT KUNJ, NEW DELHI
 PH: 011-26891534, 26124540, 26124543. FAX: 26898459
 Email: office@studiofountainhead.com

CONSULTANTS:

NAGPUR METRO RAIL CORPORATION LTD.
 Metro House, 28/2, Anand Nagar, C K Naidu Road, Civil Lines, Nagpur - 440001

N1DDC D-01

ROLLING STOCK DEPOT AT MIHAN

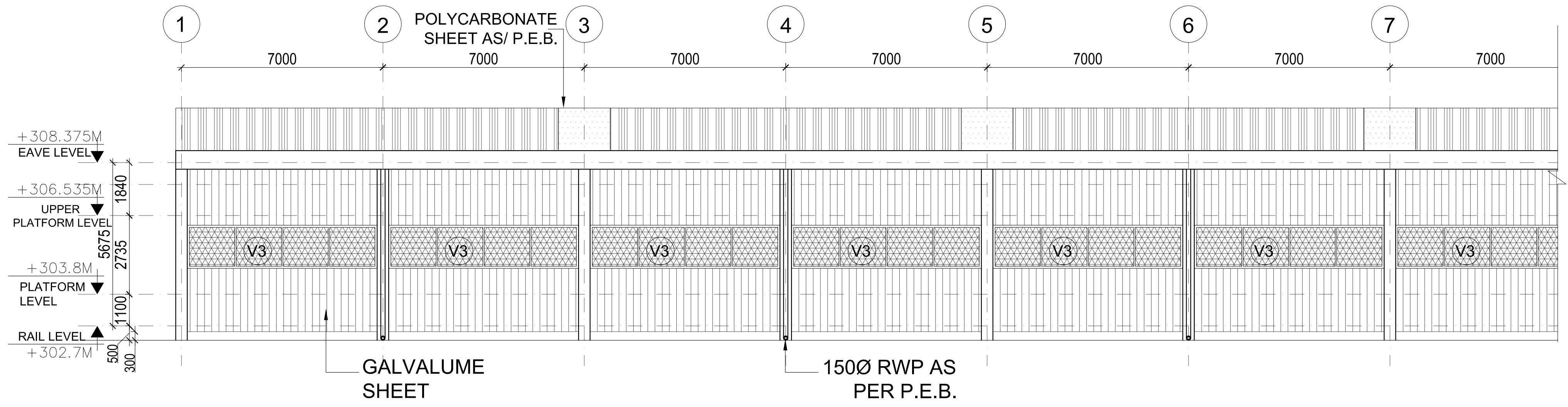
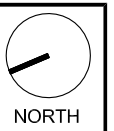
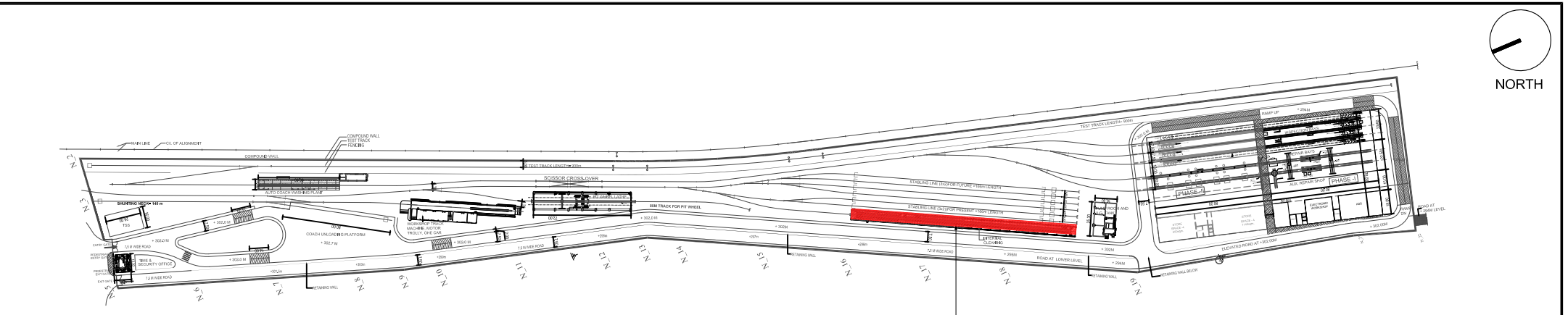
DRAWING TITLE: INTERNAL CLEANING SHED - SECTION

DRAWING NO: N1DDCD01-DPOM-T-AR-2704 REV: R0

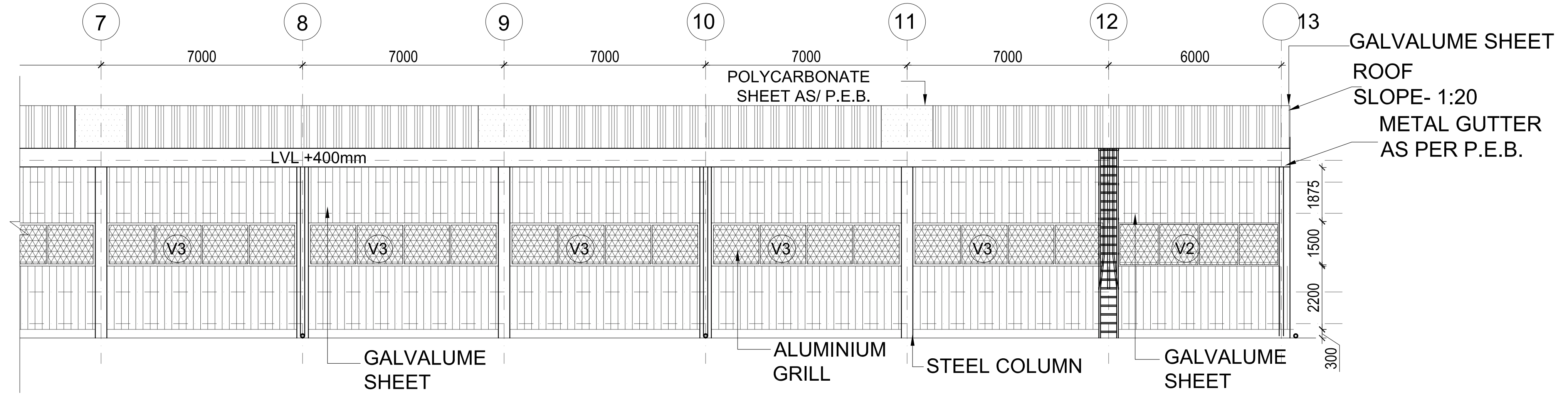
DATE: 30.06.2016	SCALE: 1:75	STATUS: FOR TENDER
DRAWN BY: ROHAN	CHECKED BY: S.M	VERIFIED BY: S.M

ARCHITECTURAL

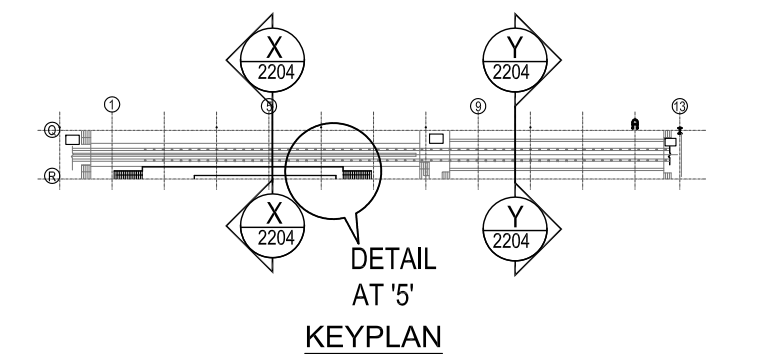
This drawing must not be either loaned, copied or otherwise reproduced in whole or in part or used for any purpose without the prior written permission of DMRC.



INTERNAL CLEANING SHED- ELEVATION 'B' PART 1



INTERNAL CLEANING SHED- ELEVATION 'B' PART 2



THIS DRAWING IS THE PROPERTY OF NAGPUR METRO RAIL CORPORATION LTD.

GENERAL NOTES:
 1. ALL DIMENSIONS ARE IN MILLIMETERS & LEVELS ARE IN METERS UNLESS OTHERWISE STATED.
 2. ALL DIMENSIONS ARE TO BE READ AND NOT MEASURED.
 3. ANY DISCREPANCIES MUST BE BROUGHT TO THE NOTICE OF THE DMRC BEFORE EXECUTION OF WORK AT SITE.
 4. THIS DRAWING MUST BE READ IN CONJUNCTION WITH ALL RELEVANT ARCHITECTURAL, STRUCTURAL, PLUMBING & FIRE FIGHTING, ELECTRICAL AND TRAFFIC MANAGEMENT DRAWINGS.
 5. ALL DOOR/WINDOW CILL & LINTEL LEVELS ARE MEASURED FROM MAIN FLOOR FINISHED LEVELS.

REFERENCE DRAWINGS	
Dwg. No.	Description

REVISIONS					
REV	DESCRIPTION	DRN.	CHD.	VER.	DATE

APPROVAL BY NMRCL			
ARCHITECTURE	AM/Mgr	DY CA-III	CA
STRUCTURE	AM/Design	DY CE/DESIGN	ED/Technical
ELECTRICAL	AEM/E&M	DGM/E	CEE/UD
CIVIL	AGM/Civil	CE/General	
	AGM/Tele	CSTE	
	Fire Officer		

Certified that this document has been designed and checked in accordance with DDC Quality Assurance Plan.

Authorised Signatory for DDC.
N1DDC D-01 Project Manager

OFFICE OF DRAWING ORIGIN:
FOUNTAINHEAD
 ARCHITECTURE INTERIOR & LANDSCAPE
 C-9/148, VASANT KUNJ, NEW DELHI
 PH: 011-26891534, 26124540, 26124543. FAX: 26898459
 Email: office@studiofountainhead.com

CONSULTANTS:

NAGPUR METRO RAIL CORPORATION LTD.
 Metro House, 28/2, Anand Nagar, C K Naidu Road, Civil Lines, Nagpur - 440001

N1DDC D-01

ROLLING STOCK DEPOT AT MIHAN

DRAWING TITLE: INTERNAL CLEANING SHED - ELEVATION

DRAWING NO: N1DDCD01-DPOM-T-AR-2705

DATE: 30.06.2016

SCALE: 1:100

STATUS: FOR TENDER

DRAWN BY: ROHAN

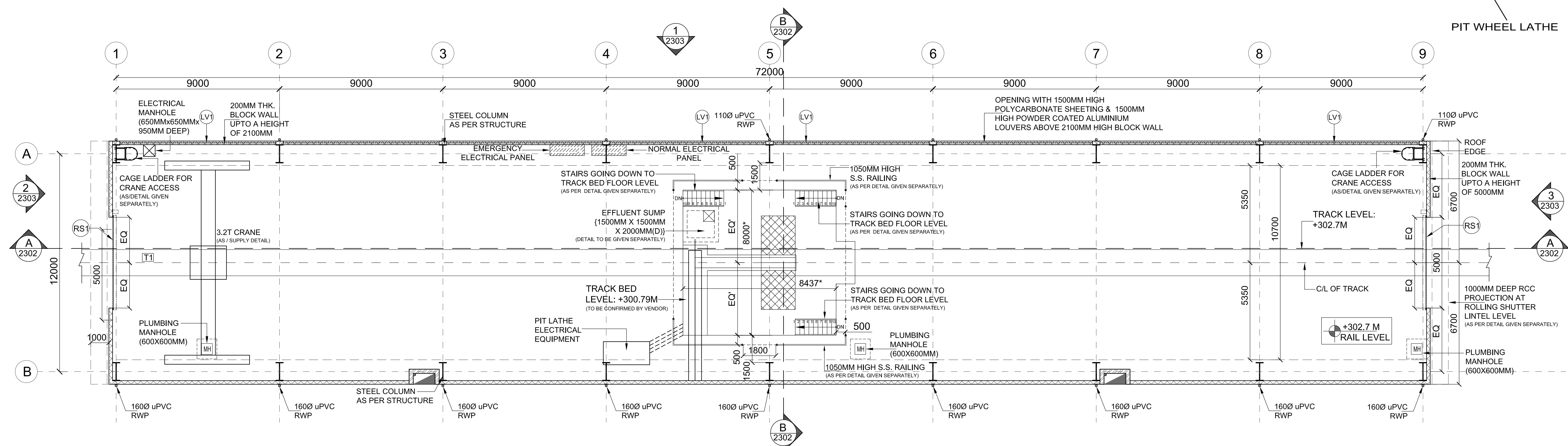
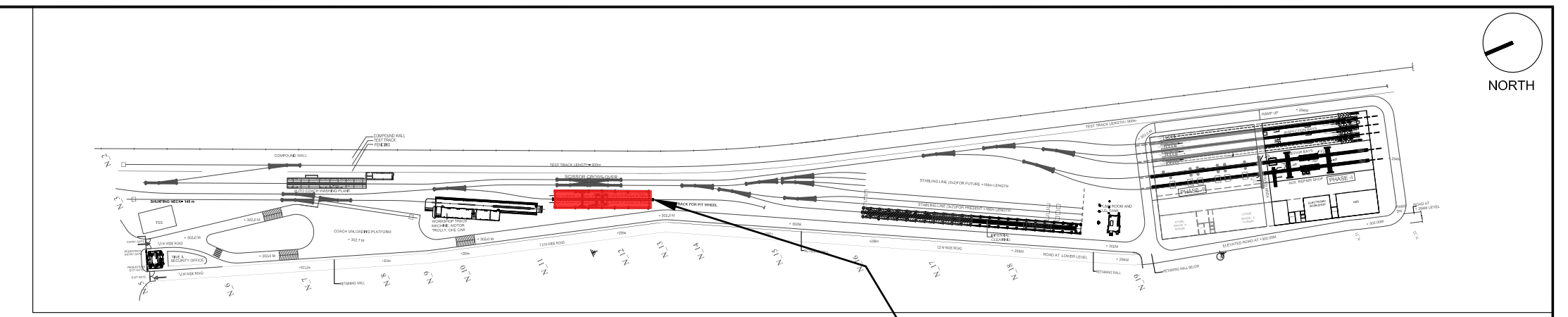
CHECKED BY: S.M

VERIFIED BY: S.M

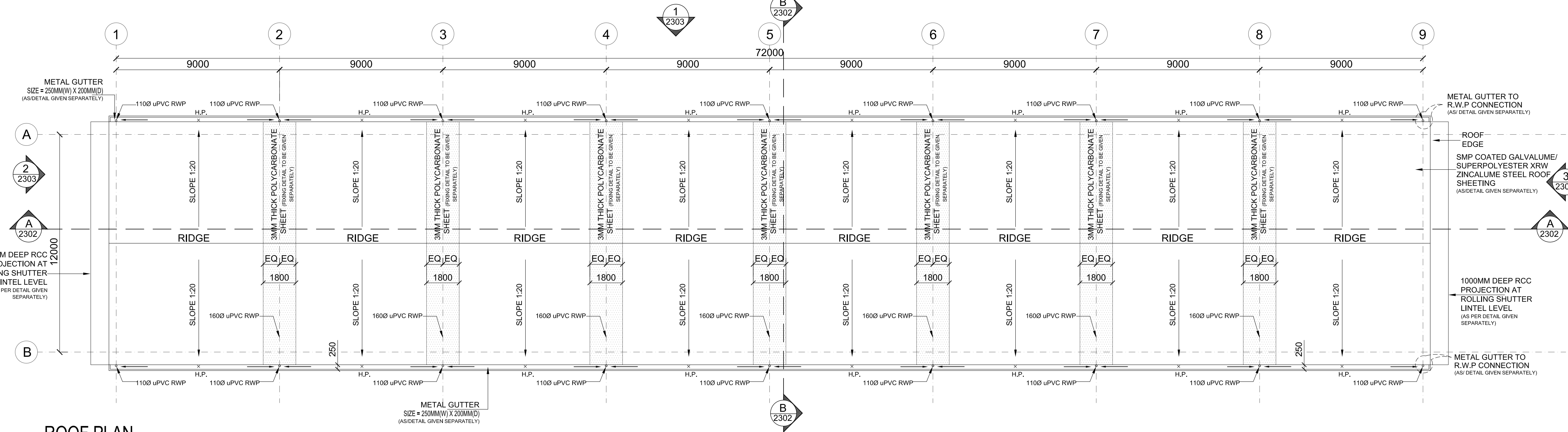
ARCHITECTURAL

THIS drawing must not be either loaned, copied or otherwise reproduced in whole or in part or used for any purpose without the prior written permission of DMRC.

AREA CHART				
S.NO.	TYPE	SIZE(M)	AREA(M)	TYPE OF BUILDING
1.	PIT WHEEL LATHE	72.00 X 13.50	972	SHED



PLAN



ROOF PLAN

GENERAL NOTES:
 1. ALL DIMENSIONS ARE IN MILLIMETERS & LEVELS ARE IN METERS UNLESS OTHERWISE STATED.
 2. ALL DIMENSIONS ARE TO BE READ AND NOT MEASURED.
 3. ANY DISCREPANCIES MUST BE BROUGHT TO THE NOTICE OF THE DMRC BEFORE EXECUTION OF WORK AT SITE.
 4. THIS DRAWING MUST BE READ IN CONJUNCTION WITH ALL RELEVANT ARCHITECTURAL, STRUCTURAL, PLUMBING & FIRE FIGHTING, ELECTRICAL AND TRAFFIC MANAGEMENT DRAWINGS.
 5. ALL DOOR/WINDOW CILL & LINTEL LEVELS ARE MEASURED FROM MAIN FLOOR FINISHED LEVELS.

REVISIONS					
REV	DESCRIPTION	DRN.	CHD.	VER.	DATE

APPROVAL BY NMRCL			
ARCHITECTURE	AM/Gr	DY CA-III	CA
STRUCTURE	AM/Design	DY CE/DESIGN	ED/Technical
ELECTRICAL	AEM/E&M	DGM/E	CEE/UD
CIVIL	AGM/Civil	CE/General	
	AGM/Tele	CSTE	
	Fire Officer		

Certified that this document has been designed and checked in accordance with DDC Quality Assurance Plan.

OFFICE OF DRAWING ORIGIN:
FOUNTAINHEAD
 ARCHITECTURE INTERIOR & LANDSCAPE
 C-9/148, VASANT KUNJ, NEW DELHI
 PH: 011-26891534, 26124540, 26124543. FAX: 26898459
 Email: office@studiofountainhead.com

Authorised Signatory for DDC.
 N1DDC D-01 Project Manager

CONSULTANTS:

NAGPUR METRO RAIL CORPORATION LTD.
 Metro House, 28/2, Anand Nagar, C K Naidu Road, Civil Lines, Nagpur - 440001

N1DDC D-01

ROLLING STOCK DEPOT AT MIHAN

DRAWING TITLE: PIT WHEEL LATHE PLANS

DRAWING NO: N1DDCD01-DPOM-T-AR-2801

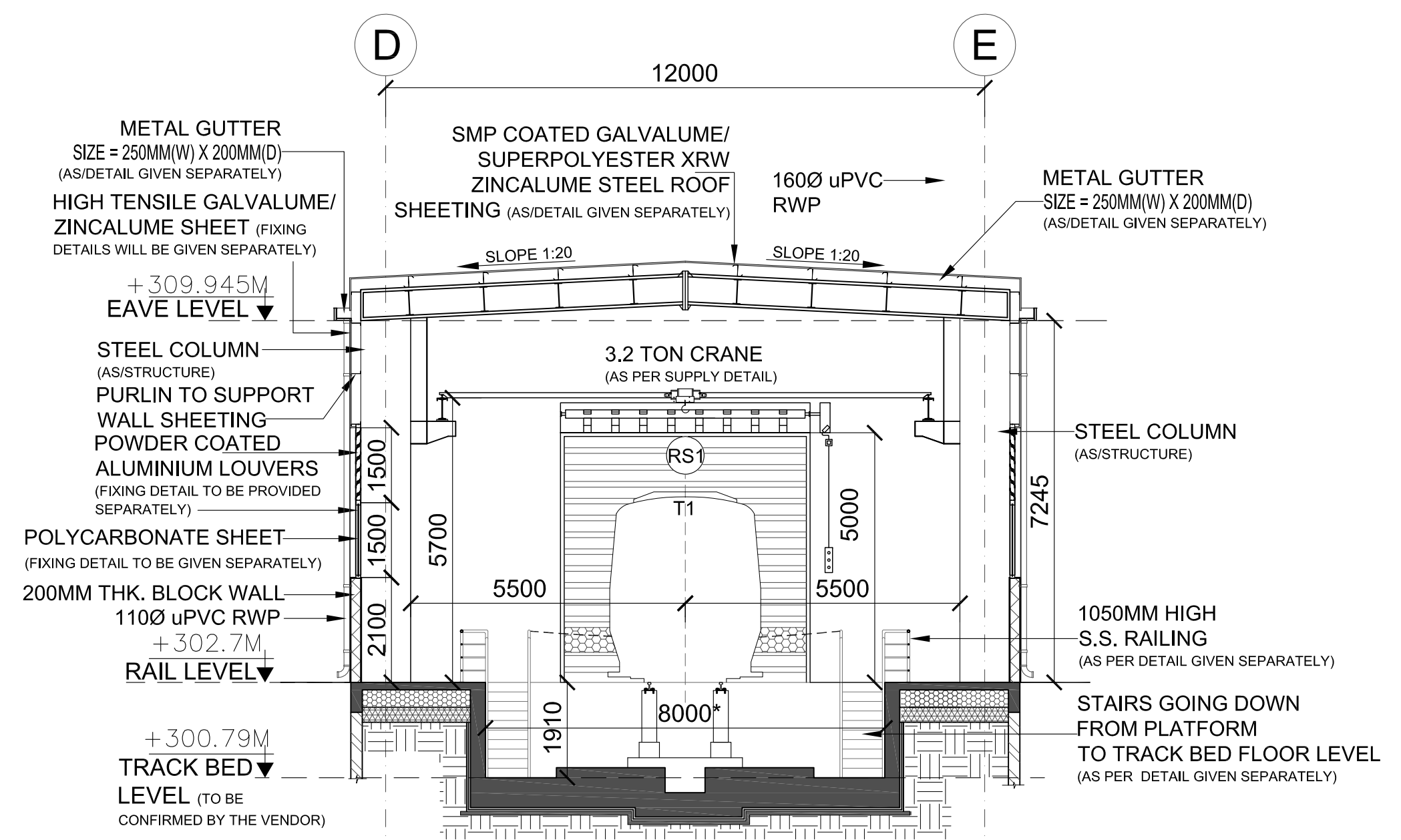
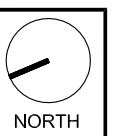
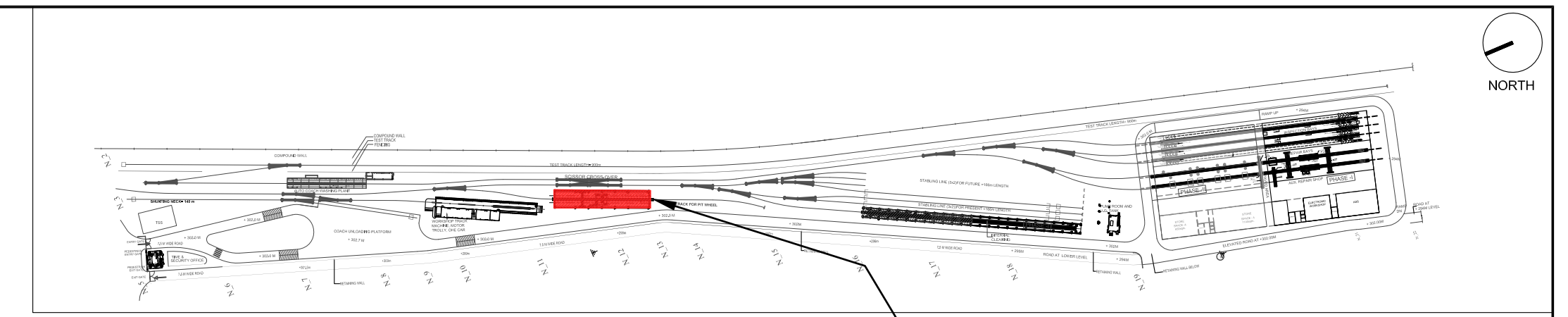
DATE: 30.06.2016 SCALE: 1:100 STATUS: FOR TENDER

DRAWN BY: ROHAN CHECKED BY: S.M VERIFIED BY: S.M

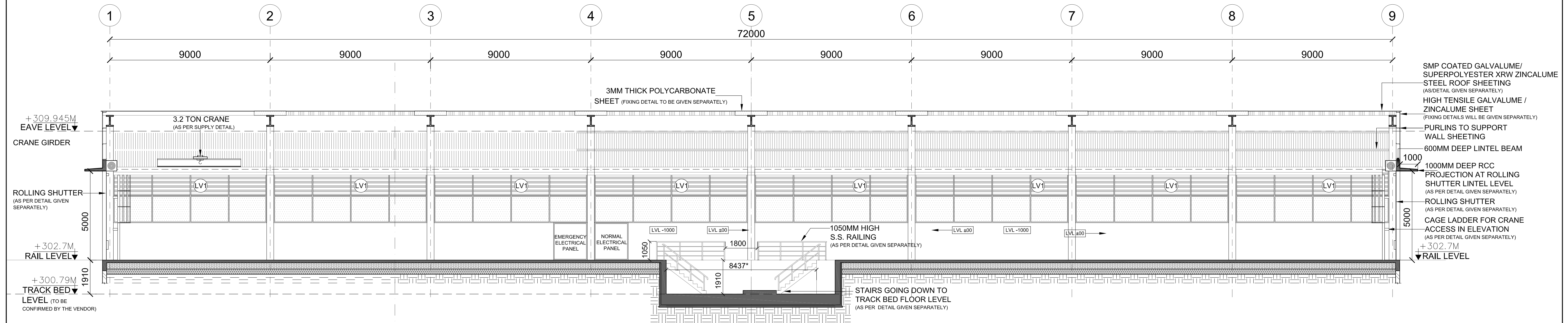
ARCHITECTURAL

THIS DRAWING IS THE PROPERTY OF NAGPUR METRO RAIL CORPORATION LTD.

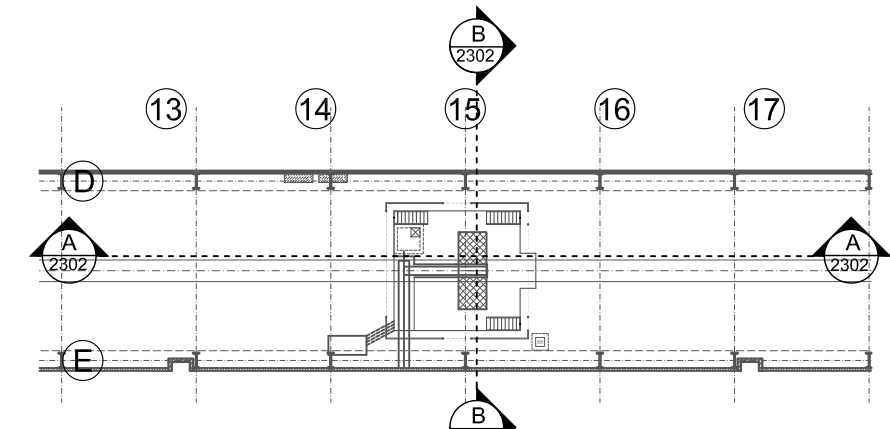
This drawing must not be either loaned, copied or otherwise reproduced in whole or in part or used for any purpose without the prior written permission of DMRC.



SECTION-BB



SECTION-AA



KEYPLAN
(SCALE = 1:500)

GENERAL NOTES:

1. ALL DIMENSIONS ARE IN MILLIMETERS & LEVELS ARE IN METERS UNLESS OTHERWISE STATED.
2. ALL DIMENSIONS ARE TO BE READ AND NOT MEASURED.
3. ANY DISCREPANCIES MUST BE BROUGHT TO THE NOTICE OF THE DMRC BEFORE EXECUTION OF WORK AT SITE.
4. THIS DRAWING MUST BE READ IN CONJUNCTION WITH ALL RELEVANT ARCHITECTURAL, STRUCTURAL, PLUMBING & FIRE FIGHTING, ELECTRICAL AND TRAFFIC MANAGEMENT DRAWINGS.
5. ALL DOOR/WINDOW CILL & LINTEL LEVELS ARE MEASURED FROM MAIN FLOOR FINISHED LEVELS.

REFERENCE DRAWINGS	
Drg. No.	Description

REVISIONS					
REV	DESCRIPTION	DRN.	CHD.	VER.	DATE

APPROVAL BY NMRCL				
ARCHITECTURE	AM/Mgr	DY CA-III	CA	
STRUCTURE	AM/Design	DY CE/DESIGN	ED/Technical	
ELECTRICAL	AEME&M	DGM/E	CEE/UD	
CIVIL	AGM/Civil	CE/General		
	AGM/Tele	CSTE		
	Fire Officer			

Certified that this document has been designed and checked in accordance with DDC Quality Assurance Plan.

OFFICE OF DRAWING ORIGIN:
FOUNTAINHEAD
 ARCHITECTURE INTERIOR & LANDSCAPE
 C-9/9148, VASANT KUNJ, NEW DELHI
 PH: 011-26891534, 26124540, 26124543. FAX: 26898459
 Email: office@studiofountainhead.com

Authorised Signatory for DDC.
 N1DDC D-01 Project Manager

CONSULTANTS:

NAGPUR METRO RAIL CORPORATION LTD.
 Metro House, 28/2, Anand Nagar, C K Naidu Road, Civil Lines, Nagpur - 440001

N1DDC D-01

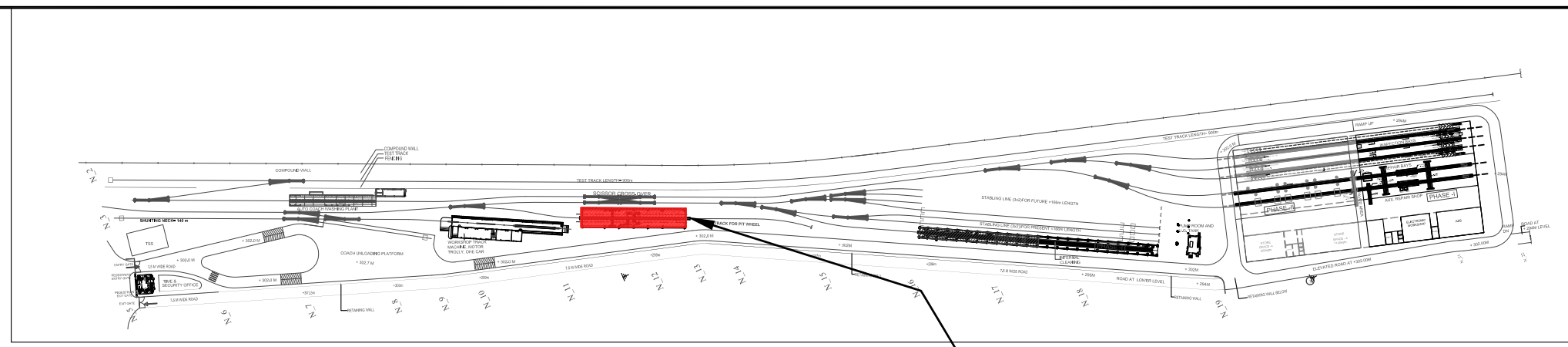
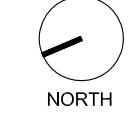
ROLLING STOCK DEPOT AT MIHAN

DRAWING TITLE: PIT WHEEL LATHE SECTIONS
 DRAWING NO: N1DDCD01-DPOM-T-AR-2802 REV: R0

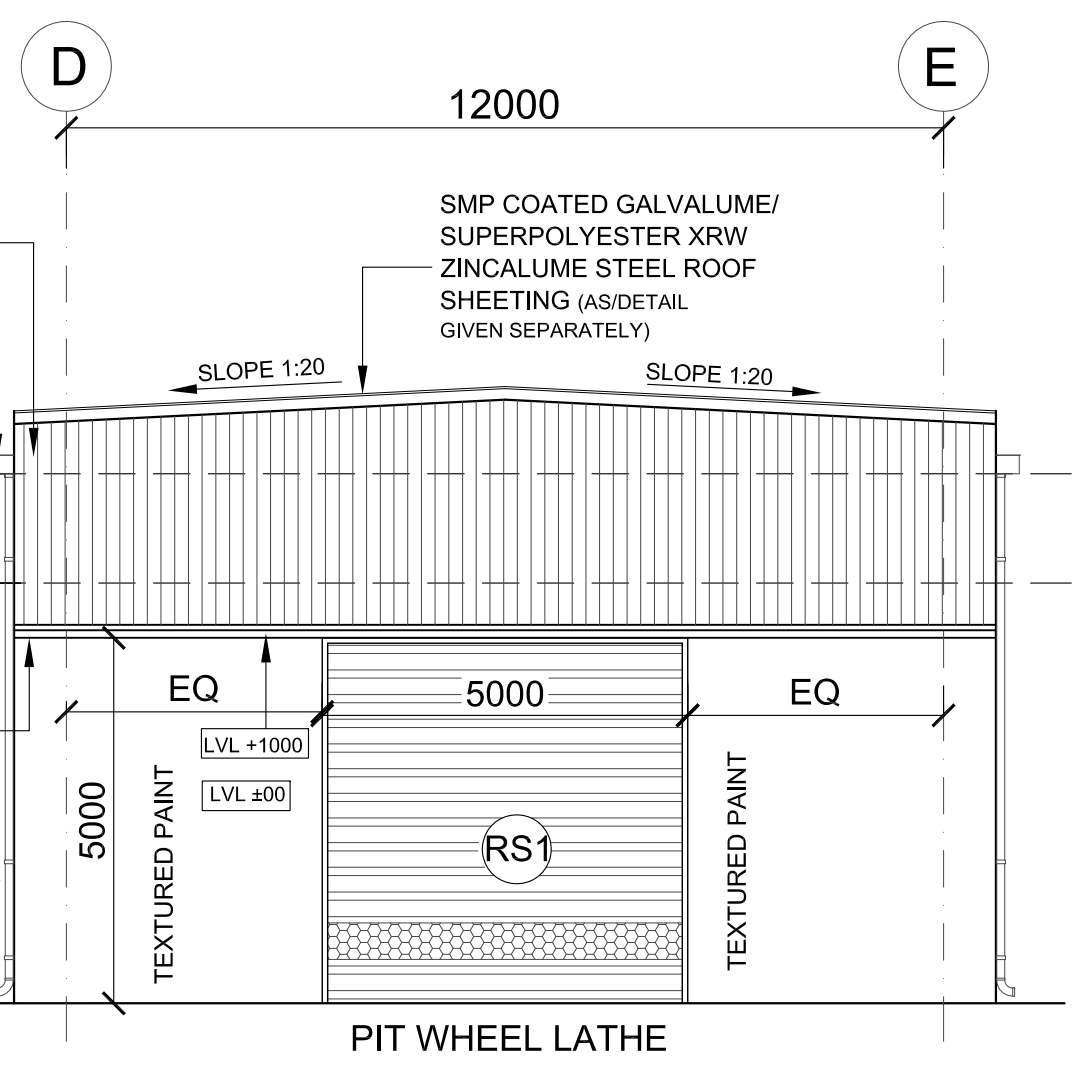
DATE: 30.06.2016	SCALE: 1:100	STATUS: FOR TENDER
DRAWN BY: ROHAN	CHECKED BY: S.M	VERIFIED BY: S.M

ARCHITECTURAL

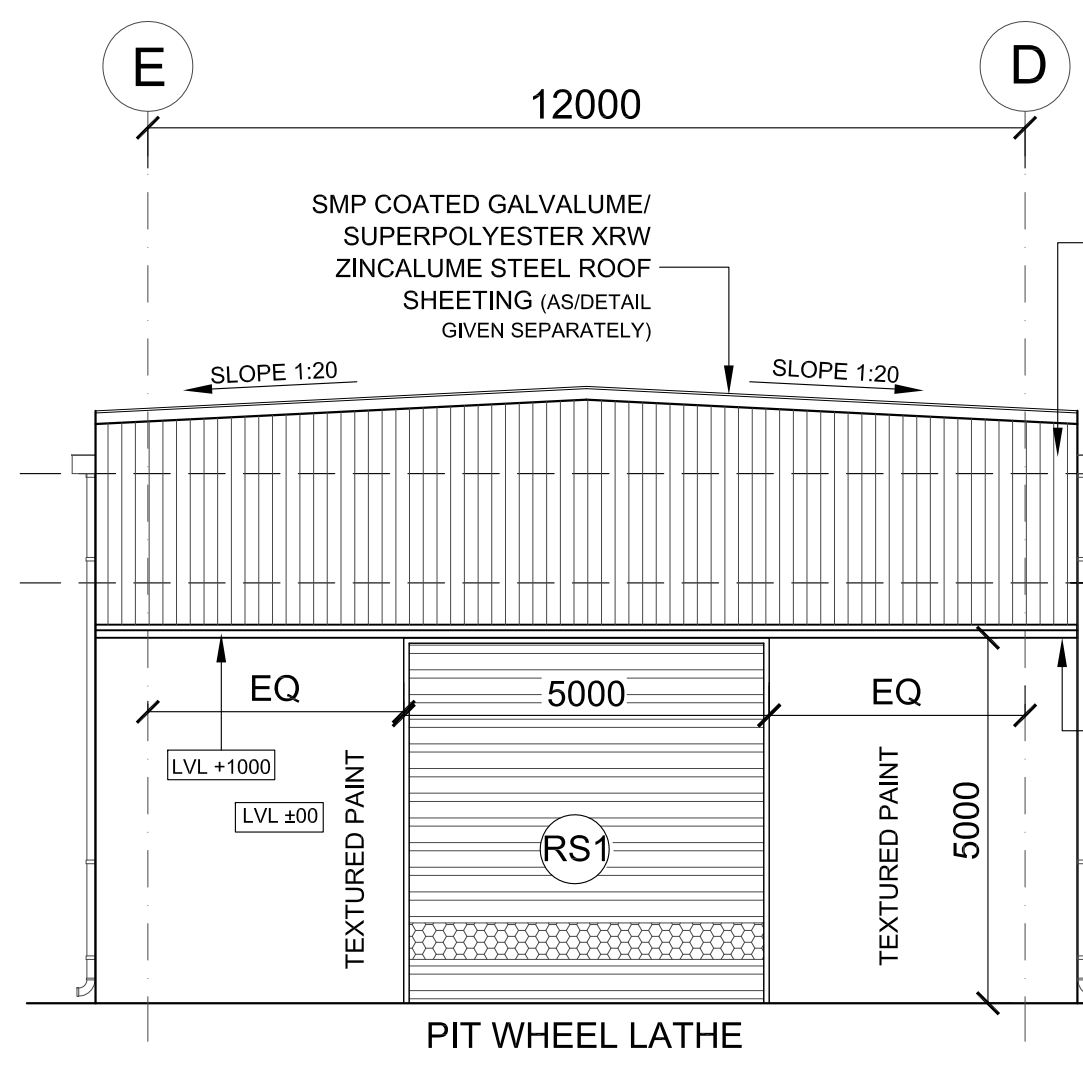
This drawing must not be either loaned, copied or otherwise reproduced in whole or in part or used for any purpose without the prior written permission of DMRC.



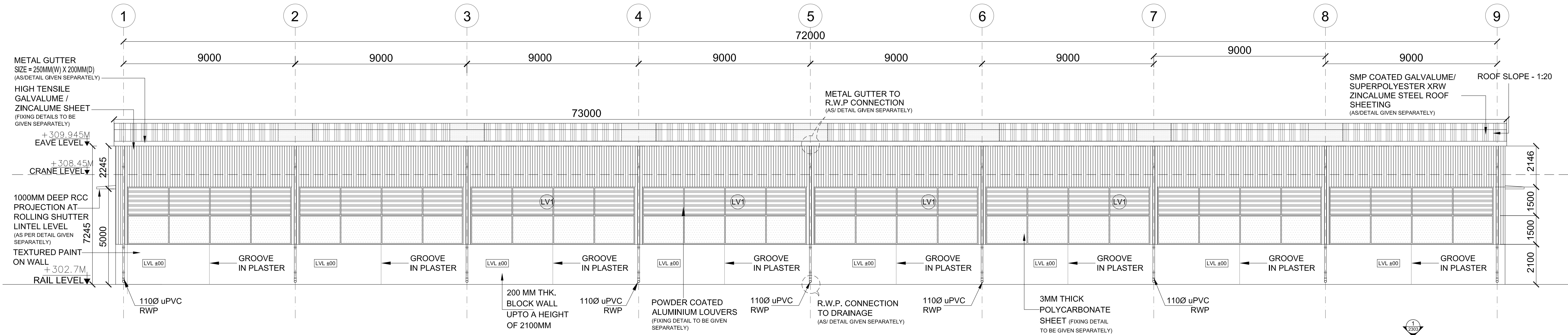
PIT WHEEL LATHE



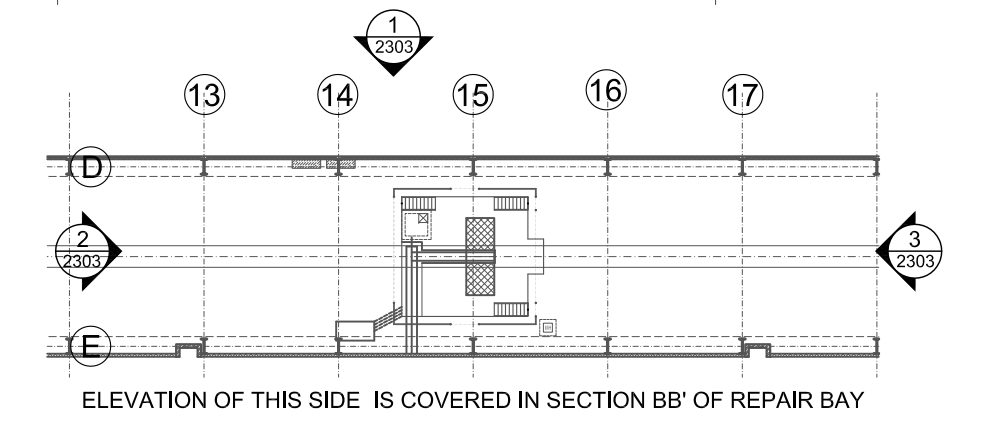
ELEVATION '2'



ELEVATION '3'



ELEVATION '1'



ELEVATION OF THIS SIDE IS COVERED IN SECTION BB' OF REPAIR BAY

KEYPLAN
(SCALE = 1:500)

- GENERAL NOTES:
1. ALL DIMENSIONS ARE IN MILLIMETERS & LEVELS ARE IN METERS UNLESS OTHERWISE STATED.
 2. ALL DIMENSIONS ARE TO BE READ AND NOT MEASURED.
 3. ANY DISCREPANCIES MUST BE BROUGHT TO THE NOTICE OF THE DMRC BEFORE EXECUTION OF WORK AT SITE.
 4. THIS DRAWING MUST BE READ IN CONJUNCTION WITH ALL RELEVANT ARCHITECTURAL, STRUCTURAL, PLUMBING & FIRE FIGHTING, ELECTRICAL AND TRAFFIC MANAGEMENT DRAWINGS.
 5. ALL DOOR/WINDOW CILL & LINTEL LEVELS ARE MEASURED FROM MAIN FLOOR FINISHED LEVELS.

REFERENCE DRAWINGS	
Dwg. No.	Description

REVISIONS					
REV	DESCRIPTION	DRN.	CHD.	VER.	DATE

APPROVAL BY NMRCL			
ARCHITECTURE	AM/Mgr	DY CA-III	CA
STRUCTURE	AM/Design	DY CE/DESIGN	ED/Technical
ELECTRICAL	AEM/E&M	DGM/E	CEE/UD
CIVIL	AGM/Civil	CE/General	
	AGM/Tele	CSTE	
	Fire Officer		

Certified that this document has been designed and checked in accordance with DDC Quality Assurance Plan.

OFFICE OF DRAWING ORIGIN:
FOUNTAINHEAD
 ARCHITECTURE INTERIOR & LANDSCAPE
 C-9/9148, VASANT KUNJ, NEW DELHI
 PH: 011-26891534, 26124540, 26124543. FAX: 26898459
 Email: office@studiofountainhead.com

Authorised Signatory for DDC.
 N1DDC D-01 Project Manager

CONSULTANTS:

NAGPUR METRO RAIL CORPORATION LTD.
 Metro House, 28/2, Anand Nagar, C K Naidu Road, Civil Lines, Nagpur - 440001

N1DDC D-01		
ROLLING STOCK DEPOT AT MIHAN		
DRAWING TITLE: PIT WHEEL LATHE ELEVATIONS		
DRAWING NO: N1DDCD01-DPOM-T-AR-2803		REV: R0
DATE: 30.06.2016	SCALE: 1:100	STATUS: FOR TENDER
DRAWN BY: ROHAN	CHECKED BY: S.M	VERIFIED BY: S.M

This drawing must not be either loaned, copied or otherwise reproduced in whole or in part or used for any purpose without the prior written permission of DMRC.