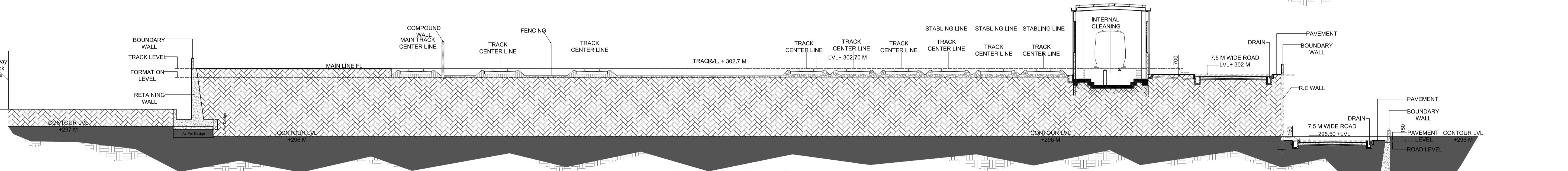
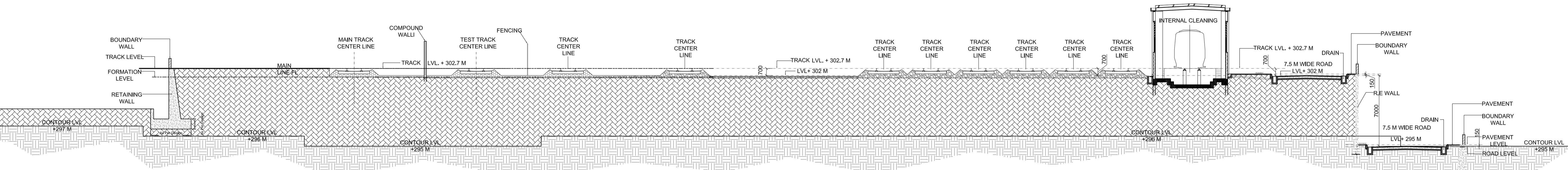


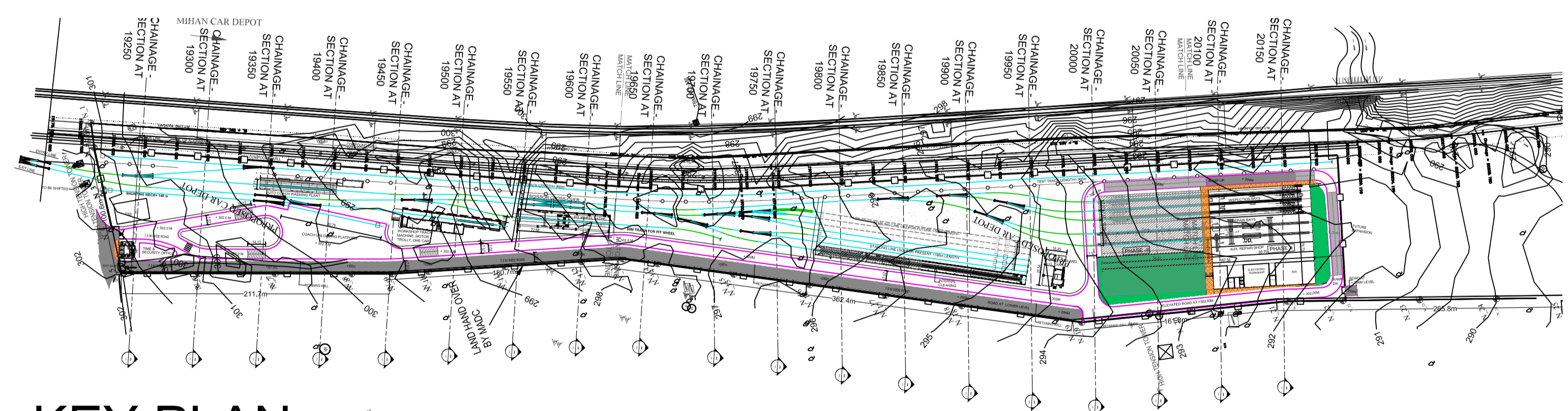
CHAINAGE - SECTION AT 19800



CHAINAGE - SECTION AT 19850



CHAINAGE - SECTION AT 19900



KEY PLAN  
SCALE 1:3000

GENERAL NOTES:

1. ALL DIMENSIONS ARE IN MILLIMETERS & LEVELS ARE IN METERS UNLESS OTHERWISE STATED.
2. ALL DIMENSIONS ARE TO BE READ AND NOT MEASURED.
3. ANY DISCREPANCIES MUST BE BROUGHT TO THE NOTICE OF THE DMRC BEFORE EXECUTION OF WORK AT SITE.
4. THIS DRAWING MUST BE READ IN CONJUNCTION WITH ALL RELEVANT ARCHITECTURAL, STRUCTURAL, PLUMBING & FIRE FIGHTING, ELECTRICAL AND TRAFFIC MANAGEMENT DRAWINGS.
5. ALL DOOR/WINDOW CILL & LINTEL LEVELS ARE MEASURED FROM MAIN FLOOR FINISHED LEVELS.

REFERENCE DRAWINGS	
Drg. No.	Description

REVISIONS					
REV	DESCRIPTION	DRN.	CHD.	VER.	DATE

APPROVAL BY NMRCL			
ARCHITECTURE	AM/Mgr	DY CA-III	CA
STRUCTURE		DY CE/DESIGN	ED/Technical
ELECTRICAL	AEM/E&M	DG/ME	
CIVIL	AGM/Civil	CE/General	

Certified that this document has been designed and checked in accordance with DDC Quality Assurance Plan.

ARCHITECTURE INTERIOR & LANDSCAPE  
C-9/9148, VASANT KUNJ, NEW DELHI  
PH: 011-26891534, 26124540, 26124543. FAX: 26898459  
Email: office@studiofountainhead.com

Authorised Signatory for DDC.  
N1DDC D-01 Project Manager

**NAGPUR METRO RAIL CORPORATION LTD.**  
Metro House, 28/2, Anand Nagar, C K Naidu Road, Civil Lines, Nagpur - 440001

**N1DDC D-01**

ROLLING STOCK DEPOT AT MIHAN

DRAWING TITLE: SITE SECTIONS (SHEET 5 OF 7)

DRAWING NO: N1DDCD01-DPOM-T-AR-1015 REV: R0

DATE: 05.07.2016 SCALE: 1:200 STATUS: FOR TENDER

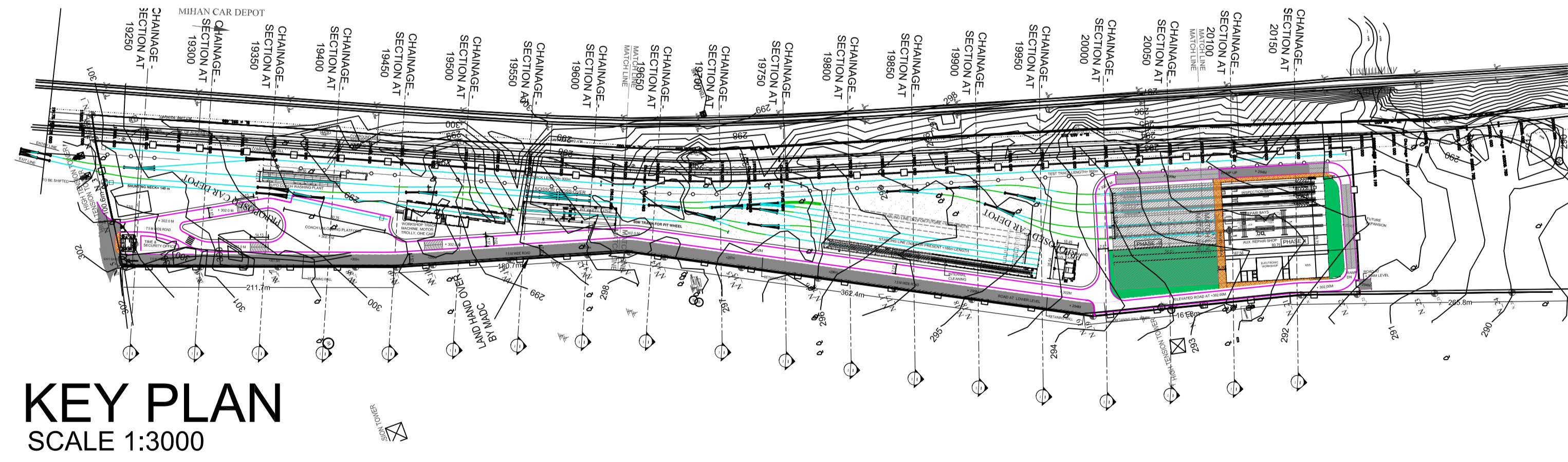
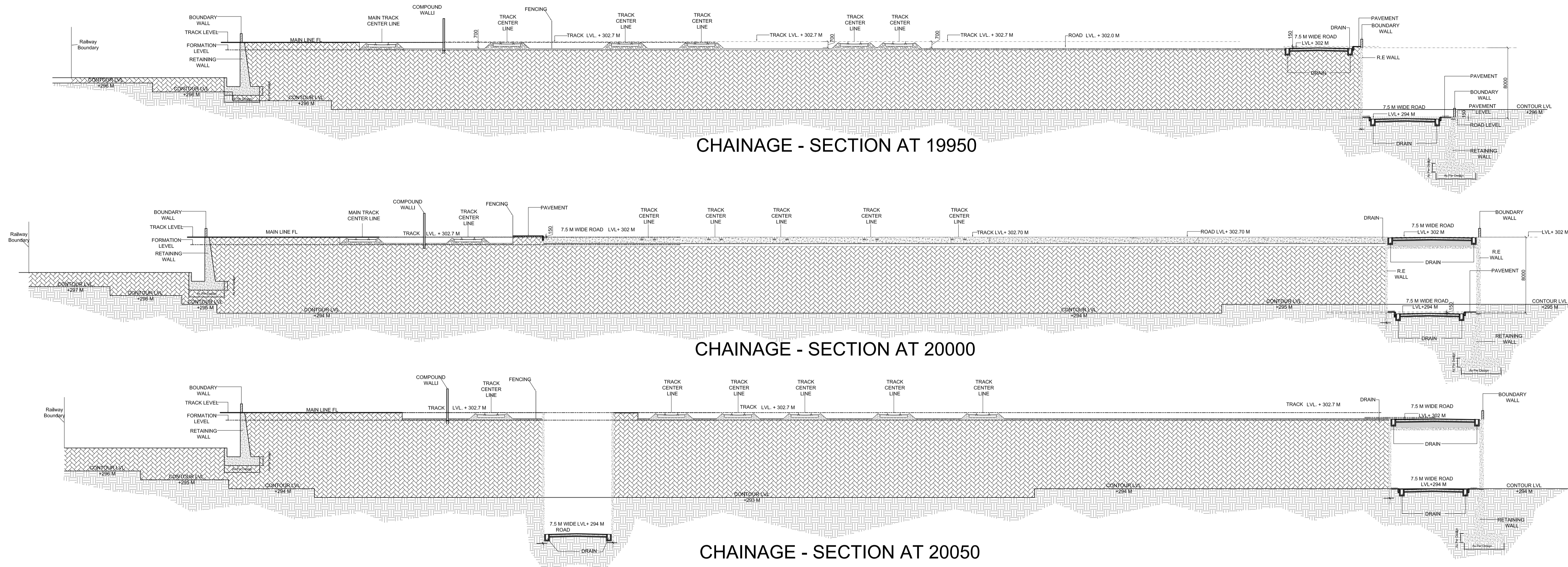
DRAWN BY: PRASHANT CHECKED BY: S.M VERIFIED BY: S.M

THIS DRAWING MUST NOT BE EITHER LOANED, COPIED OR OTHERWISE REPRODUCED IN WHOLE OR IN PART OR USED FOR ANY PURPOSE WITHOUT THE PRIOR WRITTEN PERMISSION OF DMRC.

THIS DRAWING IS THE PROPERTY OF NAGPUR METRO RAIL CORPORATION LTD.

ARCHITECTURAL





**KEY PLAN**  
SCALE 1:3000

**GENERAL NOTES:**  
 1. ALL DIMENSIONS ARE IN MILLIMETERS & LEVELS ARE IN METERS UNLESS OTHERWISE STATED.  
 2. ALL DIMENSIONS ARE TO BE READ AND NOT MEASURED.  
 3. ANY DISCREPANCIES MUST BE BROUGHT TO THE NOTICE OF THE DMRC BEFORE EXECUTION OF WORK AT SITE.  
 4. THIS DRAWING MUST BE READ IN CONJUNCTION WITH ALL RELEVANT ARCHITECTURAL, STRUCTURAL, PLUMBING & FIRE FIGHTING, ELECTRICAL AND TRAFFIC MANAGEMENT DRAWINGS.  
 5. ALL DOOR/WINDOW CILL & LINTEL LEVELS ARE MEASURED FROM MAIN FLOOR FINISHED LEVELS.

REFERENCE DRAWINGS	
Drg. No.	Description

REVISIONS					
REV	DESCRIPTION	DRN.	CHD.	VER.	DATE

APPROVAL BY NMRCL			
ARCHITECTURE	AM/Mgr	DY CA-III	CA
STRUCTURE		DY CE/DESIGN	ED/Technical
ELECTRICAL	AEM/E&M	DGME	
CIVIL	AGM/Civil	CE/General	

Certified that this document has been designed and checked in accordance with DDC Quality Assurance Plan.

ARCHITECTURE INTERIOR & LANDSCAPE  
 C-9/9148, VASANT KUNJ, NEW DELHI  
 PH: 011-26891534, 26124540, 26124543. FAX: 26898459  
 Email: office@studiofountainhead.com

Authorised Signatory for DDC.  
 N1DDC D-01 Project Manager

**NAGPUR METRO RAIL CORPORATION LTD.**  
 Metro House, 28/2, Anand Nagar, C K Naidu Road, Civil Lines, Nagpur - 440001

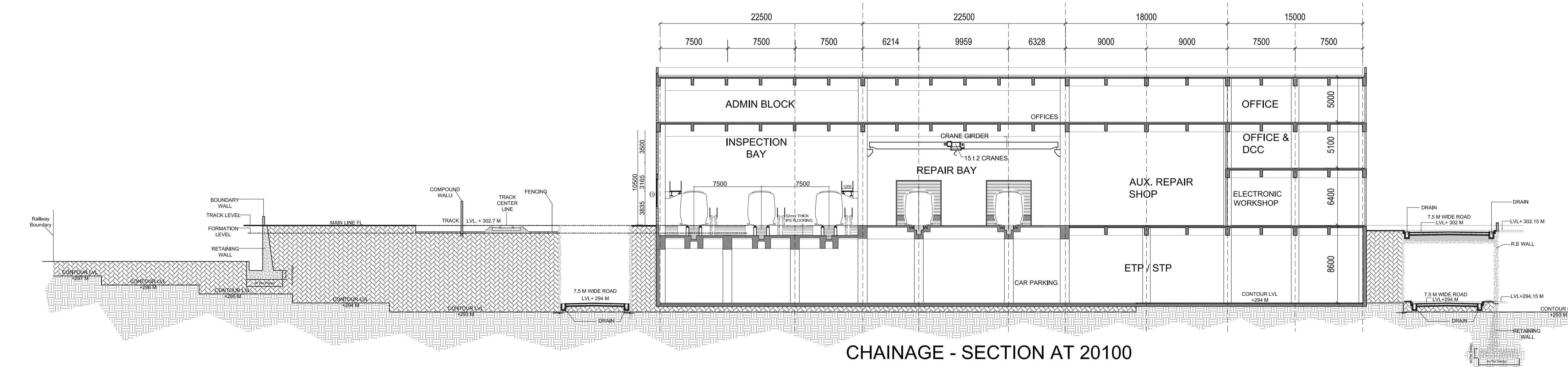
**N1DDC D-01**

ROLLING STOCK DEPOT AT MIHAN		
DRAWING TITLE: SITE SECTIONS (SHEET 6 OF 7)		
DRAWING NO: N1DDCD01-DPOM-T-AR-1016		REV: R0
DATE: 05.07.2016	SCALE: 1:200	STATUS: FOR TENDER
DRAWN BY: PRASHANT	CHECKED BY: S.M	VERIFIED BY: S.M

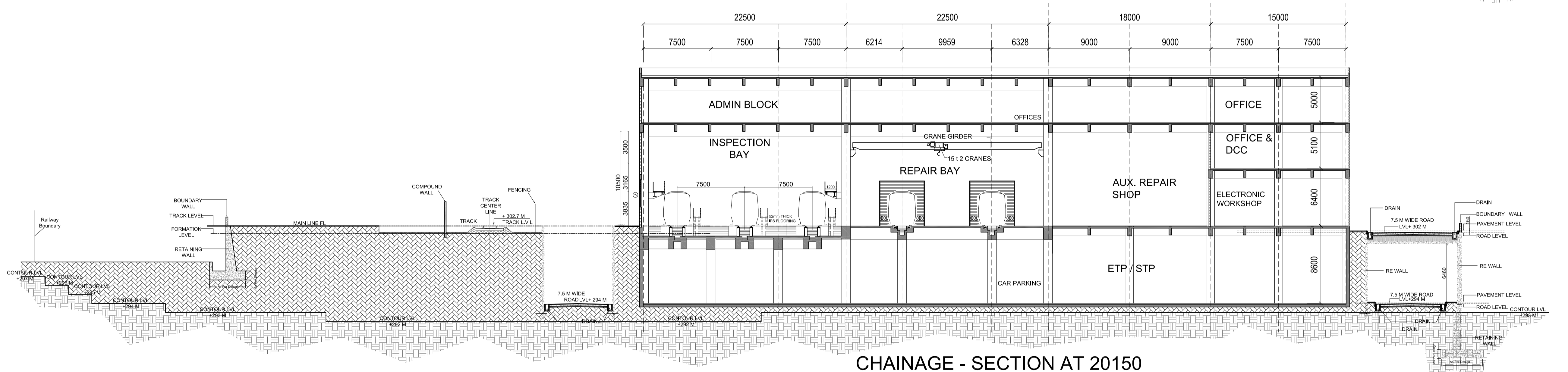
ARCHITECTURAL

This drawing must not be either loaned, copied or otherwise reproduced in whole or in part or used for any purpose without the prior written permission of DMRC.

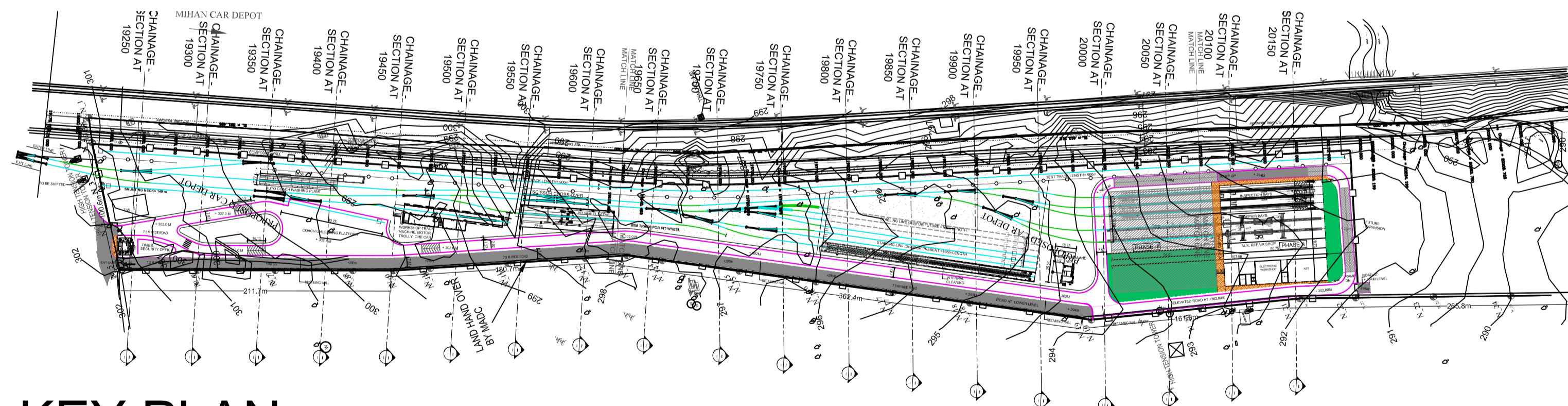




CHAINAGE - SECTION AT 20100



CHAINAGE - SECTION AT 20150



KEY PLAN  
SCALE 1:3000

- GENERAL NOTES:
1. ALL DIMENSIONS ARE IN MILLIMETERS & LEVELS ARE IN METERS UNLESS OTHERWISE STATED.
  2. ALL DIMENSIONS ARE TO BE READ AND NOT MEASURED.
  3. ANY DISCREPANCIES MUST BE BROUGHT TO THE NOTICE OF THE DMRC BEFORE EXECUTION OF WORK AT SITE.
  4. THIS DRAWING MUST BE READ IN CONJUNCTION WITH ALL RELEVANT ARCHITECTURAL, STRUCTURAL, PLUMBING & FIRE FIGHTING, ELECTRICAL AND TRAFFIC MANAGEMENT DRAWINGS.
  5. ALL DOOR/WINDOW CILL & LINTEL LEVELS ARE MEASURED FROM MAIN FLOOR FINISHED LEVELS.

REFERENCE DRAWINGS	
Dwg. No.	Description

REVISIONS					
REV	DESCRIPTION	DRN.	CHD.	VER.	DATE

APPROVAL BY NMRCL			
ARCHITECTURE	AM/Mgr	DY CA-III	CA
STRUCTURE		DY CE/DESIGN	ED/Technical
ELECTRICAL	AEM/E&M	DGM/E	
CIVIL	AGM/Civil	CE/General	

Certified that this document has been designed and checked in accordance with DDC Quality Assurance Plan.

ARCHITECTURE INTERIOR & LANDSCAPE  
C-9/9148, VASANT KUNJ, NEW DELHI  
PH: 011-26891534, 26124540, 26124543. FAX: 26898459  
Email: office@studiofountainhead.com

Authorised Signatory for DDC.  
N1DDC D-01 Project Manager

**NAGPUR METRO RAIL CORPORATION LTD.**  
Metro House, 28/2, Anand Nagar, C K Naidu Road, Civil Lines, Nagpur - 440001

**N1DDC D-01**

ROLLING STOCK DEPOT AT MIHAN

DRAWING TITLE: SITE SECTIONS (SHEET 7 OF 7)

DRAWING NO: N1DDCD01-DPOM-T-AR-1017 REV: R0

DATE: 05.07.2016 SCALE: 1:200 STATUS: FOR TENDER

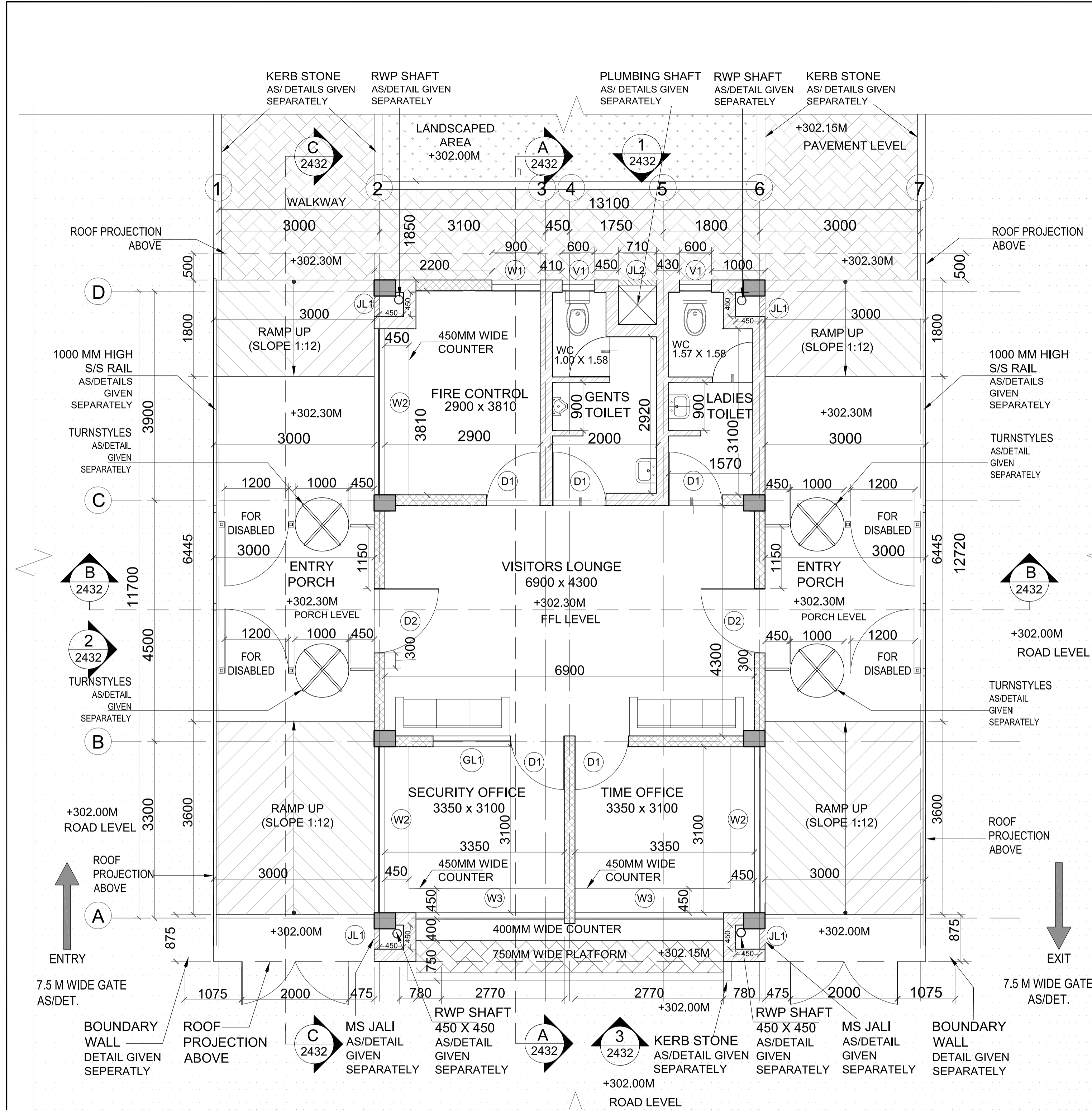
DRAWN BY: PRASHANT CHECKED BY: S.M VERIFIED BY: S.M

THIS DRAWING MUST NOT BE EITHER LOANED, COPIED OR OTHERWISE REPRODUCED IN WHOLE OR IN PART OR USED FOR ANY PURPOSE WITHOUT THE PRIOR WRITTEN PERMISSION OF DMRC.

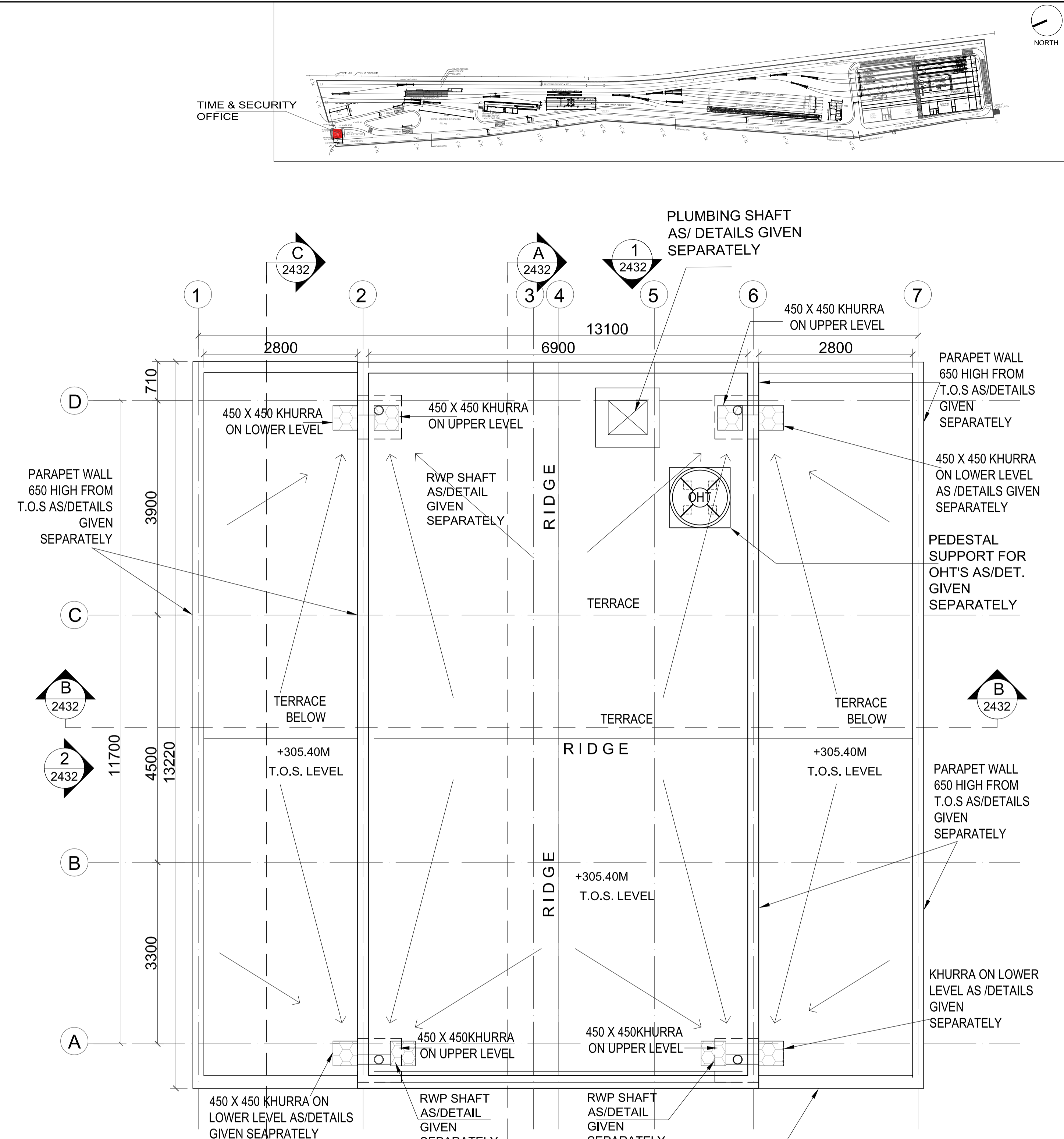
THIS DRAWING IS THE PROPERTY OF NAGPUR METRO RAIL CORPORATION LTD.

ARCHITECTURAL





**GROUND FLOOR PLAN**



**TERRACE LEVEL PLAN**

**AREA CHART**

S.NO.	TYPE	SIZE(M)	AREA(M)	TYPE OF BUILDING
1.	TIME & SECURITY OFFICE	12.50 X 13.30	92.00	RCC BUILDING

**GENERAL NOTES:**  
 1. ALL DIMENSIONS ARE IN MILLIMETERS & LEVELS ARE IN METERS UNLESS OTHERWISE STATED.  
 2. ALL DIMENSIONS ARE TO BE READ AND NOT MEASURED.  
 3. ANY DISCREPANCIES MUST BE BROUGHT TO THE NOTICE OF THE DMRC BEFORE EXECUTION OF WORK AT SITE.  
 4. THIS DRAWING MUST BE READ IN CONJUNCTION WITH ALL RELEVANT ARCHITECTURAL, STRUCTURAL, PLUMBING & FIRE FIGHTING, ELECTRICAL AND TRAFFIC MANAGEMENT DRAWINGS.  
 5. ALL DOOR/WINDOW CILL & LINTEL LEVELS ARE MEASURED FROM MAIN FLOOR FINISHED LEVELS.

REFERENCE DRAWINGS		REVISIONS					
Drg. No.	Description	REV	DESCRIPTION	DRN.	CHD.	VER.	DATE

APPROVAL BY NMRCL			
ARCHITECTURE	AM/Gr	DY CA-III	CA
STRUCTURE	AM/Design	DY CE/DESIGN	ED/Technical
ELECTRICAL	AEM/E&M	DGM/E	CEE/UD
CIVIL	AGM/Civil	CE/General	
	AGM/Tele	CSTE	
	Fire Officer		

Certified that this document has been designed and checked in accordance with DDC Quality Assurance Plan.

Office of Drawing Origin:  
**FOUNTAINHEAD**  
 ARCHITECTURE INTERIOR & LANDSCAPE  
 C-9/148, VASANT KUNJ, NEW DELHI  
 PH: 011-26891534, 26124540, 26124543. FAX: 26898459  
 Email: office@studiofountainhead.com

Authorised Signatory for DDC.  
 N1DDC D-01 Project Manager

CONSULTANTS:

**NAGPUR METRO RAIL CORPORATION LTD.**  
 Metro House, 28/2, Anand Nagar, C K Naidu Road, Civil Lines, Nagpur - 440001

**N1DDC D-01**

**ROLLING STOCK DEPOT AT MIHAN**

DRAWING TITLE: TIME & SECURITY OFFICE  
 DRAWING NO: N1DDCD01-DPOM-T-AR-2101  
 DATE: 30.06.2016  
 SCALE: 1:50  
 STATUS: FOR TENDER  
 DRAWN BY: ROHAN  
 CHECKED BY: S.M  
 VERIFIED BY: S.M

ARCHITECTURAL

This drawing must not be either loaned, copied or otherwise reproduced in whole or in part or used for any purpose without the prior written permission of DMRC.