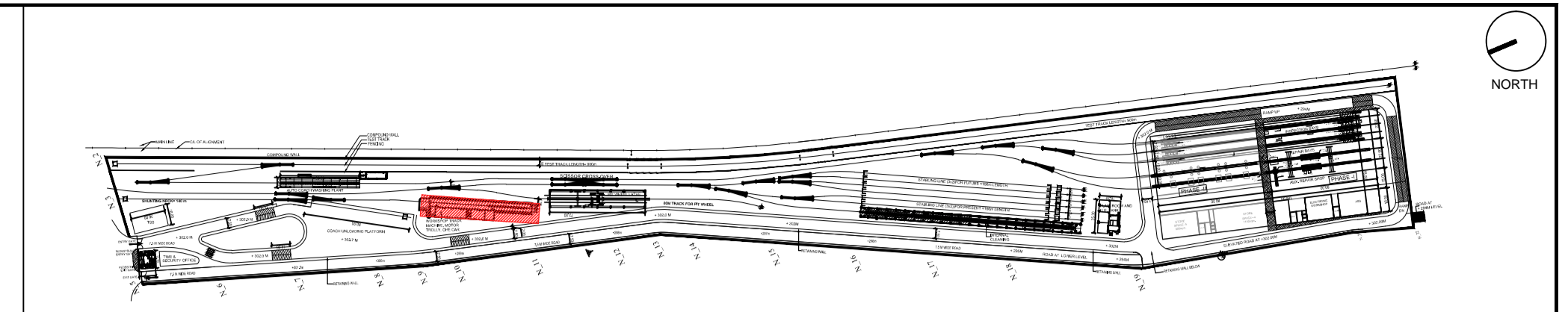
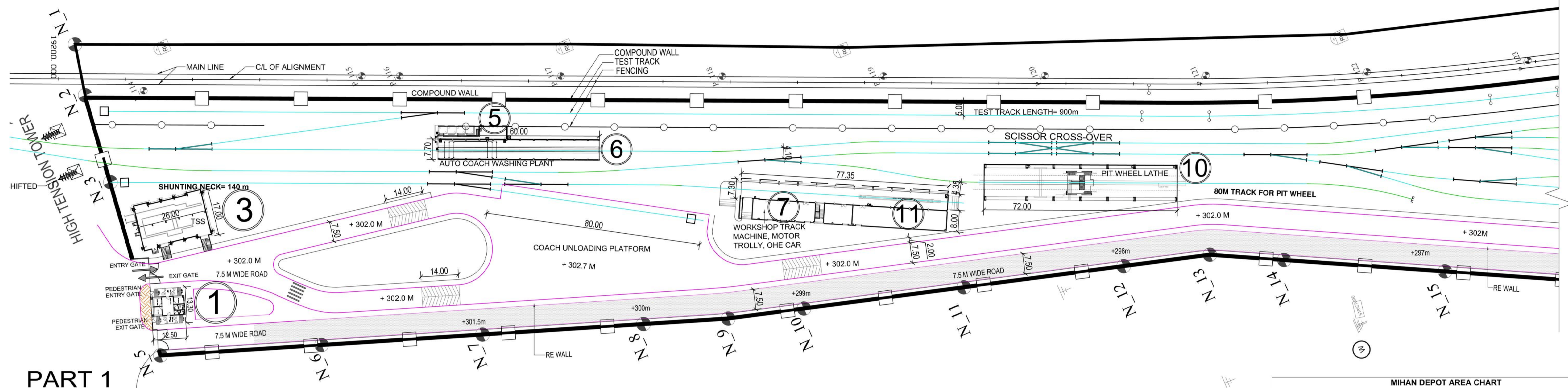
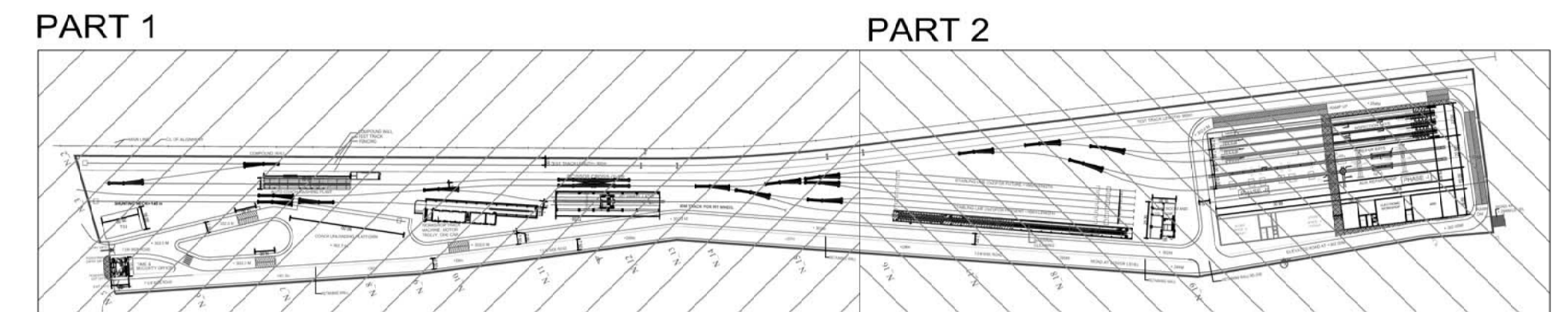


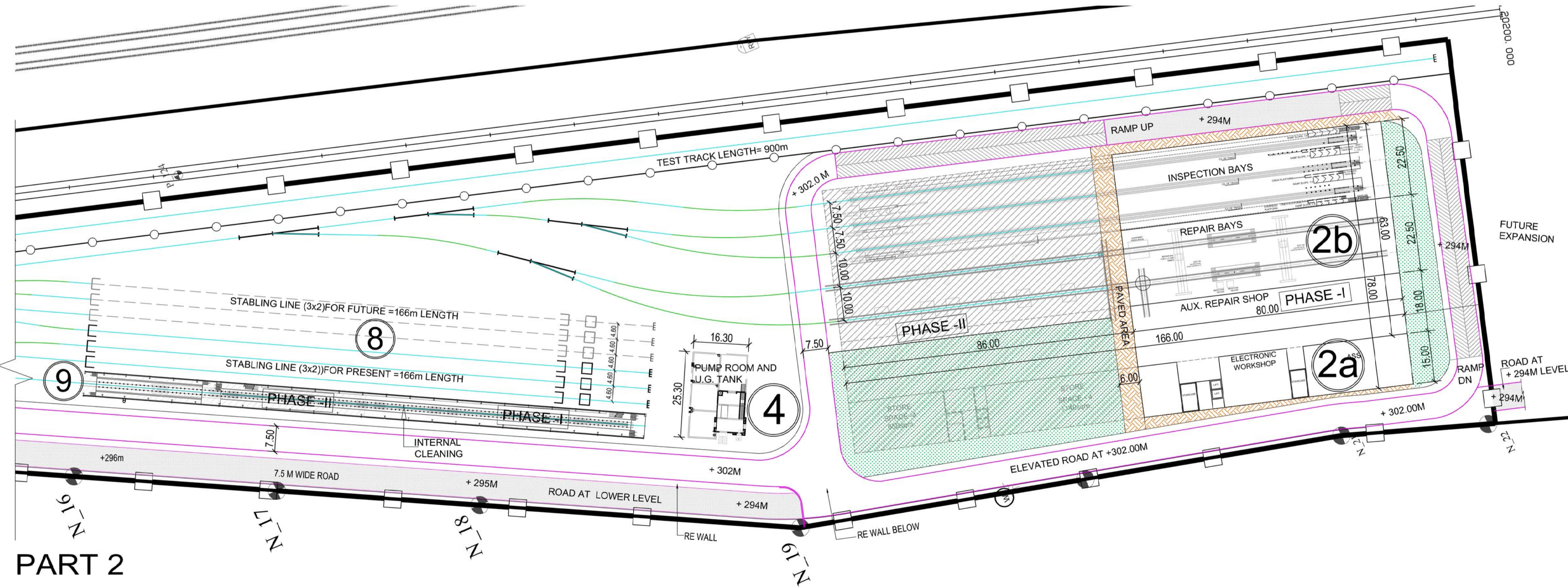
S.No	TYPE	DRAWING TITLE	DRAWING NO.
1		SITE PLAN	N1DDCD01-DPOM-T-AR-1010
2		SITE SECTION	N1DDCD01-DPOM-T-AR-1011
3		SITE SECTION	N1DDCD01-DPOM-T-AR-1012
4		SITE SECTION	N1DDCD01-DPOM-T-AR-1013
5		SITE SECTION	N1DDCD01-DPOM-T-AR-1014
6		SITE SECTION	N1DDCD01-DPOM-T-AR-1015
7		SITE SECTION	N1DDCD01-DPOM-T-AR-1016
8		SITE SECTION	N1DDCD01-DPOM-T-AR-1017
9	1	TIME & SECURITY OFFICE	N1DDCD01-DPOM-T-AR-2101
10		TIME & SECURITY OFFICE	N1DDCD01-DPOM-T-AR-2102
11	2A&2B	MAIN BUILDING - BASEMENT PLAN	N1DDCD01-DPOM-T-AR-2201
12		MAIN BUILDING - GROUND FLOOR PLAN	N1DDCD01-DPOM-T-AR-2202
13		MAIN BUILDING - MEZZANINE FLOOR PLAN	N1DDCD01-DPOM-T-AR-2203
14		MAIN BUILDING - FIRST FLOOR PLAN	N1DDCD01-DPOM-T-AR-2204
15		MAIN BUILDING - TYPICAL SECTION	N1DDCD01-DPOM-T-AR-2205
16	3	ELECTRIC SUBSTATION : TSS PLANS	N1DDCD01-DPOM-T-AR-2301
17		ELECTRIC SUBSTATION : TSS SECTION AA & SECTION BB	N1DDCD01-DPOM-T-AR-2302
18		ELECTRIC SUBSTATION : TSS (ELEVATION 1,2,3 & 4)	N1DDCD01-DPOM-T-AR-2303
19	4	UG WATER TANK & PUMP ROOM -PLANS	N1DDCD01-DPOM-T-AR-2401
20		UG WATER TANK & PUMP ROOM -SECTIONS	N1DDCD01-DPOM-T-AR-2402
21		UG WATER TANK & PUMP ROOM -ELEVATIONS	N1DDCD01-DPOM-T-AR-2403
22	5&6	AUTOMATIC WASHING PLANT - PLAN & SECTION	N1DDCD01-DPOM-T-AR-2501
23	7&11	P-WAY & WORK SHOP	N1DDCD01-DPOM-T-AR-2601
24	9	INTERNAL CLEANING SHED - LOWER LEVEL PLAN	N1DDCD01-DPOM-T-AR-2701
25		INTERNAL CLEANING SHED - UPPER LEVEL PLAN	N1DDCD01-DPOM-T-AR-2702
26		INTERNAL CLEANING SHED - ROOF PLAN	N1DDCD01-DPOM-T-AR-2703
27		INTERNAL CLEANING SHED - SECTION	N1DDCD01-DPOM-T-AR-2704
28		INTERNAL CLEANING SHED - ELEVATION	N1DDCD01-DPOM-T-AR-2705
29	10	PIT WHEEL LATHE PLANS	N1DDCD01-DPOM-T-AR-2801
30		PIT WHEEL LATHE SECTIONS	N1DDCD01-DPOM-T-AR-2802
31		PIT WHEEL LATHE ELEVATIONS	N1DDCD01-DPOM-T-AR-2803



THIS DRAWING IS THE PROPERTY OF NAGPUR METRO RAIL CORPORATION LTD.	GENERAL NOTES: 1. ALL DIMENSIONS ARE IN MILLIMETERS & LEVELS ARE IN METERS UNLESS OTHERWISE STATED. 2. ALL DIMENSIONS ARE TO BE READ AND NOT MEASURED. 3. ANY DISCREPANCIES MUST BE BROUGHT TO THE NOTICE OF THE DMRC BEFORE EXECUTION OF WORK AT SITE. 4. THIS DRAWING MUST BE READ IN CONJUNCTION WITH ALL RELEVANT ARCHITECTURAL, STRUCTURAL, PLUMBING & FIRE FIGHTING, ELECTRICAL AND TRAFFIC MANAGEMENT DRAWINGS. 5. ALL DOOR/WINDOW CILL & LINTEL LEVELS ARE MEASURED FROM MAIN FLOOR FINISHED LEVELS.		REVISIONS				APPROVAL BY NMRCL				Certified that this document has been designed and checked in accordance with DDC Quality Assurance Plan.		NAGPUR METRO RAIL CORPORATION LTD. Metro House, 28/2, Anand Nagar, C K Naidu Road, Civil Lines, Nagpur - 440001	
	REFERENCE DRAWINGS Dwg. No. Description		ARCHITECTURE AM/Mgr DY CA-III CA		STRUCTURE AM/Design DY CE/DESIGN ED/Technical		OFFICE OF DRAWING ORIGIN:		CONSULTANTS:		Authorised Signatory for DDC. N1DDC D-01 Project Manager		N1DDC D-01	
	DATE: 30.06.2016 SCALE: 1:400 STATUS: FOR TENDER		CIVIL AGM/Civil CE/General		ELECTRICAL AEM/E&M DG/ME CEE/UD		FOUNTAINHEAD ARCHITECTURE INTERIOR & LANDSCAPE C-9/9148, VASANT KUNJ, NEW DELHI PH: 011-26891534, 26124540, 26124543. FAX: 26898459 Email: office@studiofountainhead.com		DRAWN BY: WAMIQ CHECKED BY: S.M VERIFIED BY: S.M		DRAWING TITLE: DRAWING INDEX		DRAWING NO: N1DDCD01-DPOM-T-AR-1001 REV: R0	
	REV DESCRIPTION DRN. CHD. VER. DATE		AGM/Tele CSTE		Fire Officer		ARCHITECTURAL		This drawing must not be either loaned, copied or otherwise reproduced in whole or in part or used for any purpose without the prior written permission of DMRC.		ROLLING STOCK DEPOT AT MIHAN		ARCHITECTURAL	



PART 1



PART 2

MIHAN DEPOT AREA CHART				
Sr.No.	Building Name	Size in meter	Area in sqm.	Type of building
1	TIME AND SECURITY OFFICE	12.50 X 13.30	92.00	RCC BUILDING
2	MAIN BUILDING			
2a	MAINTENANCE OFFICE + OFFICE + DCC (GROUND + MEZZANINE)	(80.00 X 15.00) X 2	2400	RCC BUILDING
2b	INSPECTION BAY + REPAIR BAY + AUX. REPAIR SHOP (GROUND FLOOR)	80.00 X 63.00	5040	RCC BUILDING
2c	ADMIN BLOCK + TRAINING + CANTEN + OFFICE (FIRST FLOOR)	80.00 X 78.00	6240	RCC BUILDING
3	TSS	26.00 X 17.00	442	RCC BUILDING
4	PUMP ROOM AND UG TANK	27.50 X 16.30	450.00	RCC BUILDING
5	CONTROL ROOM FOR AUTO COACH WASHING PLANT	10.55 X 4.95	51.45	RCC BUILDING
6	AUTO COACH WASHING PLANT	60.00 X 7.70	462.00	OPEN
7	P-WAY ROOM FOR WORKSHOP TRACK MACHINE	77.35 X 8.00	618.80	RCC BUILDING
8	STABLING LINE	166.00 X 26.20	4349.20	OPEN
9	INTERNAL CLEANING	80.00 X 7.25	580.00	SHED
10	PIT WHEEL LATHE	72.00 X 13.50	972.00	SHED
11	WORKSHOP TRACK MACHINE, MOTOR TROLLY OHE CAR AND P-WAY	77.35 X 7.30	607.20	SHED
TOTAL RCC BUILDING AREA			15334.25	
TOTAL SHED AREA			2159.20	
SITE AREA			86220.9200	

GENERAL NOTES:
 1. ALL DIMENSIONS ARE IN MILLIMETERS & LEVELS ARE IN METERS UNLESS OTHERWISE STATED.
 2. ALL DIMENSIONS ARE TO BE READ AND NOT MEASURED.
 3. ANY DISCREPANCIES MUST BE BROUGHT TO THE NOTICE OF THE DMRC BEFORE EXECUTION OF WORK AT SITE.
 4. THIS DRAWING MUST BE READ IN CONJUNCTION WITH ALL RELEVANT ARCHITECTURAL, STRUCTURAL, PLUMBING & FIRE FIGHTING, ELECTRICAL AND TRAFFIC MANAGEMENT DRAWINGS.
 5. ALL DOOR/WINDOW CILL & LINTEL LEVELS ARE MEASURED FROM MAIN FLOOR FINISHED LEVELS.

REVISIONS		APPROVAL BY NMRCL	
REV	DESCRIPTION	DRN.	CHD. VER. DATE

APPROVAL BY NMRCL			
ARCHITECTURE	AM/Mgr	DY CA-II	CA
STRUCTURE	AM/Design	DY CE/DESIGN	ED/Technical
ELECTRICAL	AEME&M	DGM/E	CEEI/UD
CIVIL	AGM/Civil	CE/General	
	AGM/Tea	CSTE	
	Fire Officer		

Certified that this document has been designed and checked in accordance with DDC Quality Assurance Plan.

Office of Drawing Origin:
 ARCHITECTURE INTERIOR & LANDSCAPE
 C-9/9148, VASANT KUNJ, NEW DELHI
 PH: 011-26691534, 26124540, 26124543. FAX: 26898459
 Email: office@studiofountainhead.com

Authorised Signatory for DDC.
 N1DDC D-01 Project Manager

CONSULTANTS:

NAGPUR METRO RAIL CORPORATION LTD.
 Metro House, 28/2, Anand Nagar, C K Naidu Road, Civil Lines, Nagpur - 440001

N1DDC D-01

ROLLING STOCK DEPOT AT MIHAN

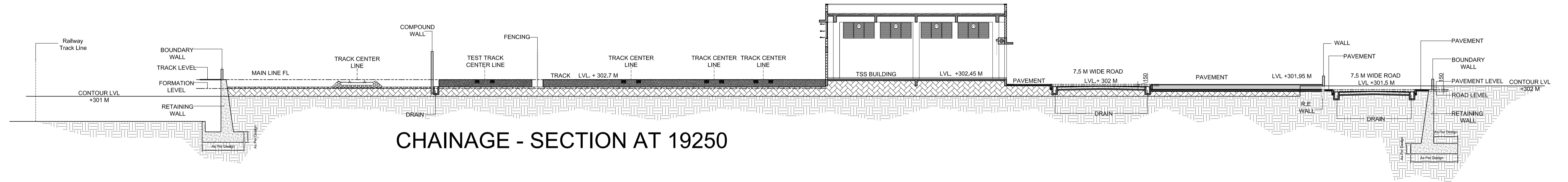
DRAWING TITLE: **SITE PLAN**

DRAWING NO: **N1DDCD01-DPOM-T-AR-1010** REV: **R0**

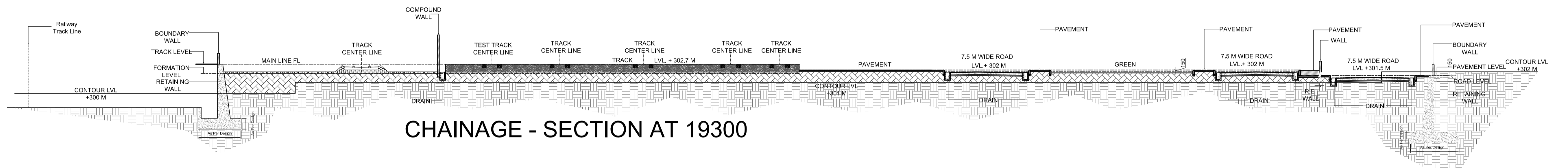
DATE: **30.06.2016** SCALE: **1:750** STATUS: **FOR TENDER**

DRAWN BY: **ANIL** CHECKED BY: **S.M** VERIFIED BY: **S.M**

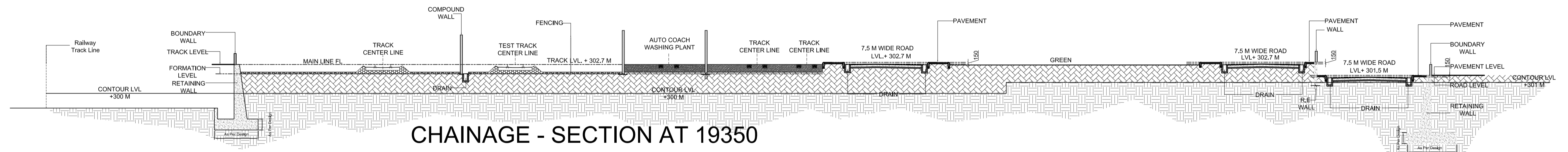
THIS DRAWING MUST NOT BE EITHER LOANED, COPIED OR OTHERWISE REPRODUCED IN WHOLE OR IN PART OR USED FOR ANY PURPOSE WITHOUT THE PRIOR WRITTEN PERMISSION OF DMRC.



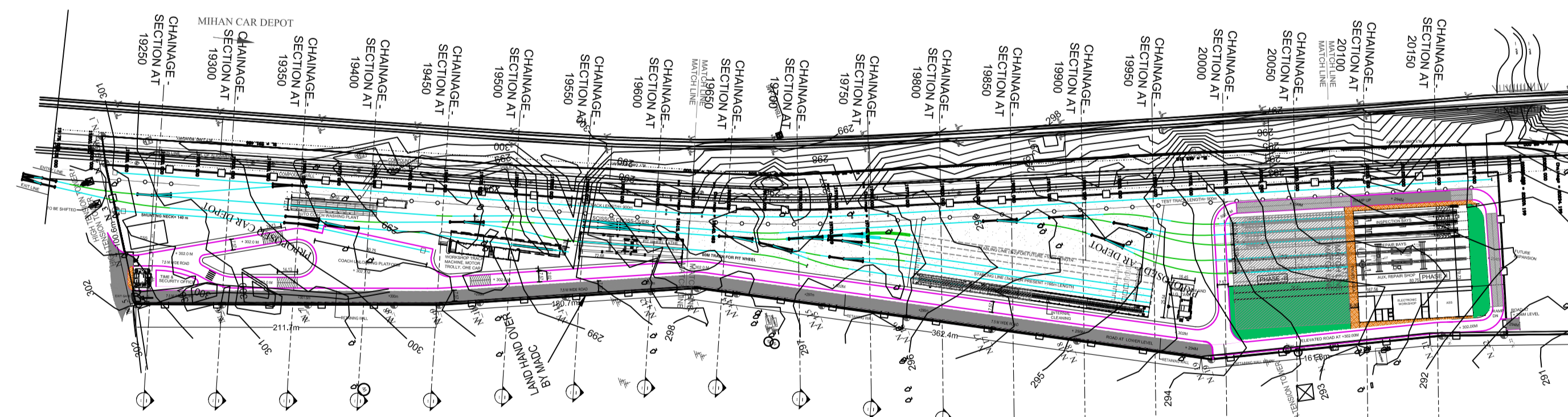
CHAINAGE - SECTION AT 19250



CHAINAGE - SECTION AT 19300



CHAINAGE - SECTION AT 19350



KEY PLAN
SCALE 1:3000

- GENERAL NOTES:
1. ALL DIMENSIONS ARE IN MILLIMETERS & LEVELS ARE IN METERS UNLESS OTHERWISE STATED.
 2. ALL DIMENSIONS ARE TO BE READ AND NOT MEASURED.
 3. ANY DISCREPANCIES MUST BE BROUGHT TO THE NOTICE OF THE DMRC BEFORE EXECUTION OF WORK AT SITE.
 4. THIS DRAWING MUST BE READ IN CONJUNCTION WITH ALL RELEVANT ARCHITECTURAL, STRUCTURAL, PLUMBING & FIRE FIGHTING, ELECTRICAL AND TRAFFIC MANAGEMENT DRAWINGS.
 5. ALL DOOR/WINDOW CILL & LINTEL LEVELS ARE MEASURED FROM MAIN FLOOR FINISHED LEVELS.

REFERENCE DRAWINGS	
Drg. No.	Description

REVISIONS					
REV	DESCRIPTION	DRN.	CHD.	VER.	DATE

APPROVAL BY NMRCL			
ARCHITECTURE	AM/Mgr	DY CA-III	CA
STRUCTURE		DY CE/DESIGN	ED/Technical
ELECTRICAL	AEM/E&M	DGME	
CIVIL	AGM/Civil	CE/General	

Certified that this document has been designed and checked in accordance with DDC Quality Assurance Plan.

ARCHITECTURE INTERIOR & LANDSCAPE
C-9/9148, VASANT KUNJ, NEW DELHI
PH: 011-26891534, 26124540, 26124543. FAX: 26898459
Email: office@studiofountainhead.com

Authorised Signatory for DDC.
N1DDC D-01 Project Manager

NAGPUR METRO RAIL CORPORATION LTD.
Metro House, 28/2, Anand Nagar, C K Naidu Road, Civil Lines, Nagpur - 440001

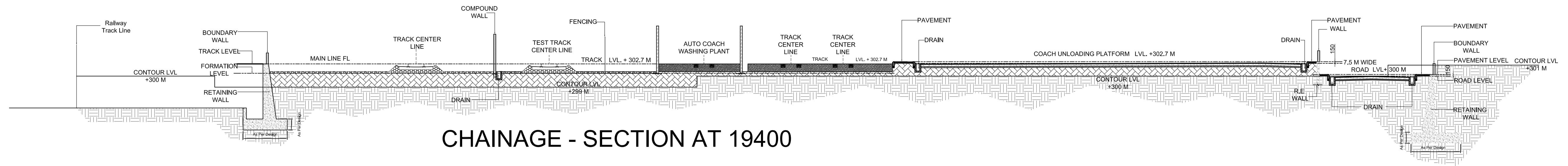
N1DDC D-01

ROLLING STOCK DEPOT AT MIHAN		
DRAWING TITLE: SITE SECTIONS (SHEET 1 OF 7)		
DRAWING NO: N1DDCD01-DPOM-T-AR-1011		REV: R0
DATE: 05.07.2016	SCALE: 1:200	STATUS: FOR TENDER
DRAWN BY: PRASHANT	CHECKED BY: S.M	VERIFIED BY: S.M

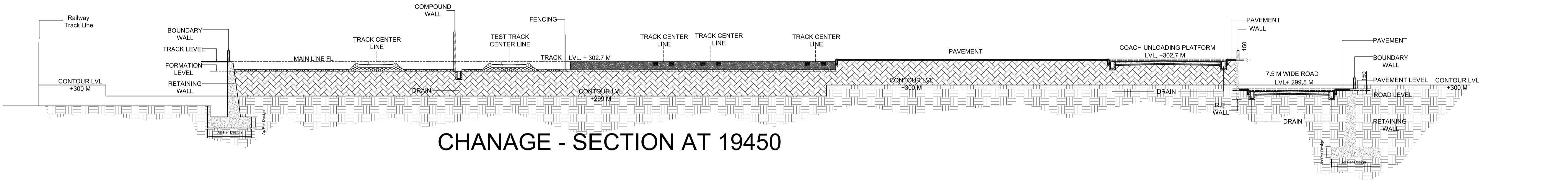
This drawing must not be either loaned, copied or otherwise reproduced in whole or in part or used for any purpose without the prior written permission of DMRC.

THIS DRAWING IS THE PROPERTY OF NAGPUR METRO RAIL CORPORATION LTD.

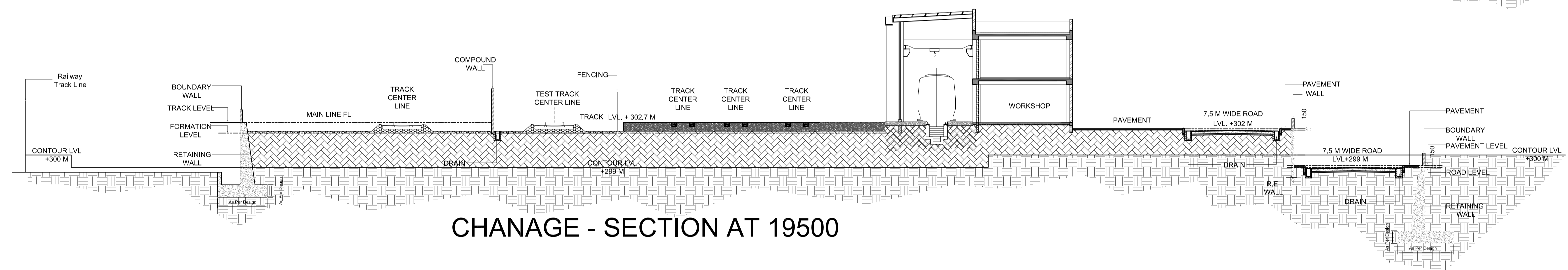
ARCHITECTURAL



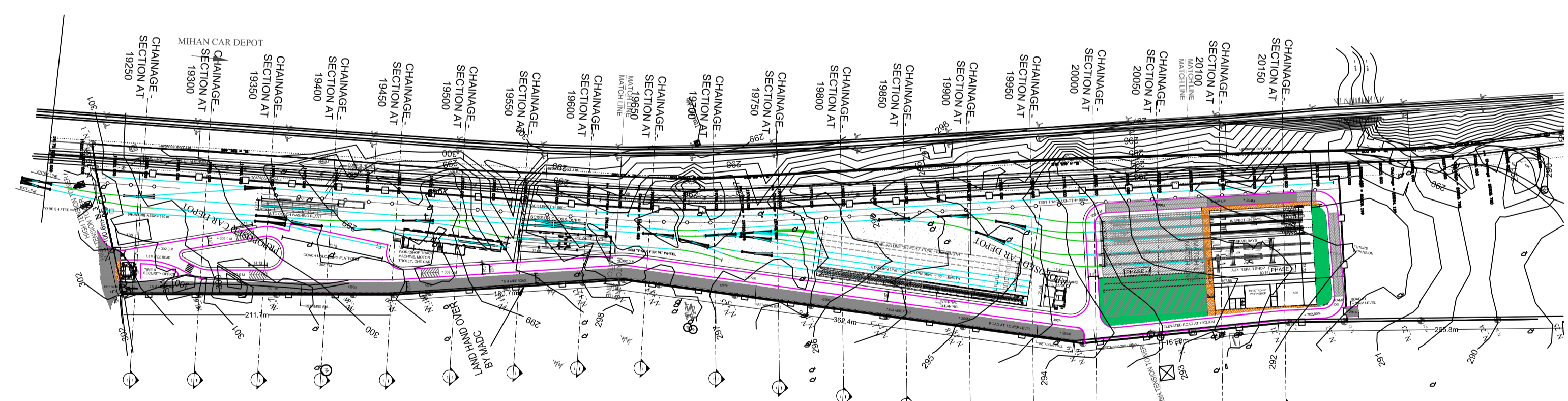
CHAINAGE - SECTION AT 19400



CHAINAGE - SECTION AT 19450



CHAINAGE - SECTION AT 19500



KEY PLAN
SCALE 1:3000

GENERAL NOTES:

1. ALL DIMENSIONS ARE IN MILLIMETERS & LEVELS ARE IN METERS UNLESS OTHERWISE STATED.
2. ALL DIMENSIONS ARE TO BE READ AND NOT MEASURED.
3. ANY DISCREPANCIES MUST BE BROUGHT TO THE NOTICE OF THE DMRC BEFORE EXECUTION OF WORK AT SITE.
4. THIS DRAWING MUST BE READ IN CONJUNCTION WITH ALL RELEVANT ARCHITECTURAL, STRUCTURAL, PLUMBING & FIRE FIGHTING, ELECTRICAL AND TRAFFIC MANAGEMENT DRAWINGS.
5. ALL DOOR/WINDOW CILL & LINTEL LEVELS ARE MEASURED FROM MAIN FLOOR FINISHED LEVELS.

REFERENCE DRAWINGS	
Dwg. No.	Description

REVISIONS					
REV	DESCRIPTION	DRN.	CHD.	VER.	DATE

APPROVAL BY NMRCL			
ARCHITECTURE	AM/Mgr	DY CA-III	CA
STRUCTURE		DY CE/DESIGN	ED/Technical
ELECTRICAL	AEM/E&M	DG/ME	
CIVIL	AGM/Civil	CE/General	

Certified that this document has been designed and checked in accordance with DDC Quality Assurance Plan.

ARCHITECTURE INTERIOR & LANDSCAPE
C-9/9148, VASANT KUNJ, NEW DELHI
PH: 011-26891534, 26124540, 26124543. FAX: 26898459
Email: office@studiofountainhead.com

Authorised Signatory for DDC.
N1DDC D-01 Project Manager

NAGPUR METRO RAIL CORPORATION LTD.
Metro House, 28/2, Anand Nagar, C K Naidu Road, Civil Lines, Nagpur - 440001

N1DDC D-01

ROLLING STOCK DEPOT AT MIHAN

DRAWING TITLE: SITE SECTIONS (SHEET 2 OF 7)

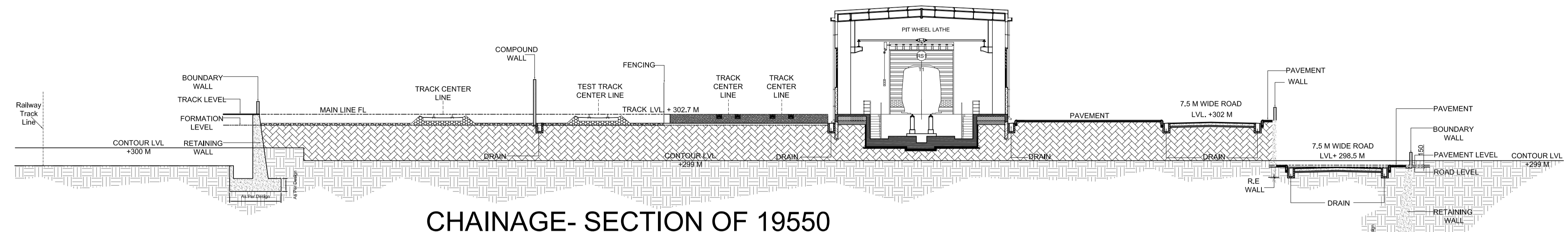
DRAWING NO: N1DDCD01-DPOM-T-AR-1012 REV: R0

DATE: 05.07.2016 SCALE: 1:200 STATUS: FOR TENDER

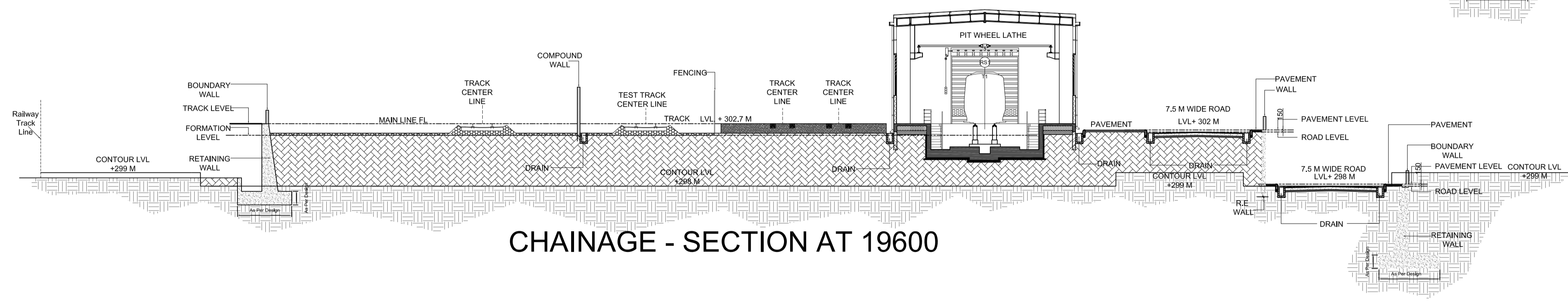
DRAWN BY: PRASHANT CHECKED BY: S.M VERIFIED BY: S.M

Architectural

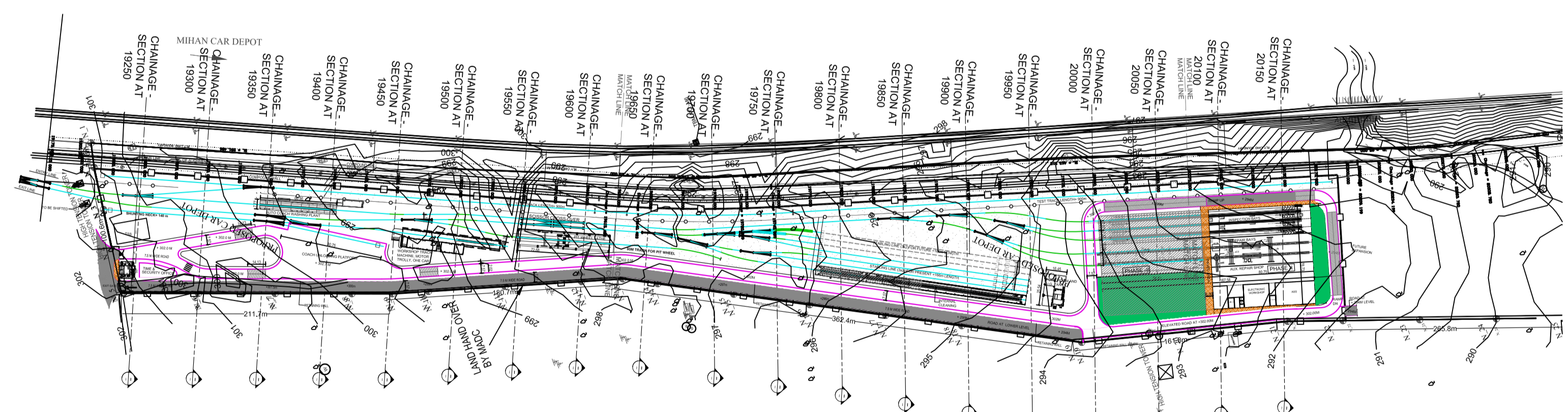
This drawing must not be either loaned, copied or otherwise reproduced in whole or in part or used for any purpose without the prior written permission of DMRC.



CHAINAGE- SECTION OF 19550



CHAINAGE - SECTION AT 19600



KEY PLAN
SCALE 1:3000

GENERAL NOTES:

1. ALL DIMENSIONS ARE IN MILLIMETERS & LEVELS ARE IN METERS UNLESS OTHERWISE STATED.
2. ALL DIMENSIONS ARE TO BE READ AND NOT MEASURED.
3. ANY DISCREPANCIES MUST BE BROUGHT TO THE NOTICE OF THE DMRC BEFORE EXECUTION OF WORK AT SITE.
4. THIS DRAWING MUST BE READ IN CONJUNCTION WITH ALL RELEVANT ARCHITECTURAL, STRUCTURAL, PLUMBING & FIRE FIGHTING, ELECTRICAL AND TRAFFIC MANAGEMENT DRAWINGS.
5. ALL DOOR/WINDOW CILL & LINTEL LEVELS ARE MEASURED FROM MAIN FLOOR FINISHED LEVELS.

REFERENCE DRAWINGS	
Dwg. No.	Description

REVISIONS					
REV	DESCRIPTION	DRN.	CHD.	VER.	DATE

APPROVAL BY NMRCL			
ARCHITECTURE	AM/Mgr	DY CA-III	CA
STRUCTURE		DY CE/DESIGN	ED/Technical
ELECTRICAL	AEM/E&M	DGME	
CIVIL	AGM/Civil	CE/General	

Certified that this document has been designed and checked in accordance with DDC Quality Assurance Plan.

Authorised Signatory for DDC.
N1DDC D-01 Project Manager

ARCHITECTURE INTERIOR & LANDSCAPE
C-9/9148, VASANT KUNJ, NEW DELHI
PH: 011-26891534, 26124540, 26124543. FAX: 26898459
Email: office@studiofountainhead.com

NAGPUR METRO RAIL CORPORATION LTD.
Metro House, 28/2, Anand Nagar, C K Naidu Road, Civil Lines, Nagpur - 440001

N1DDC D-01

ROLLING STOCK DEPOT AT MIHAN

DRAWING TITLE: **SITE SECTIONS (SHEET 3 OF 7)**

DRAWING NO: **N1DDCD01-DPOM-T-AR-1013** REV: **R0**

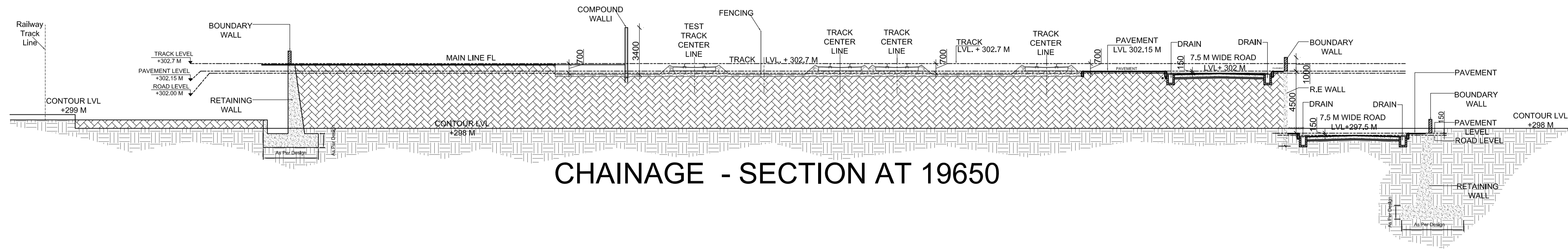
DATE: **05.07.2016** SCALE: **1:200** STATUS: **FOR TENDER**

DRAWN BY: **PRASHANT** CHECKED BY: **S.M** VERIFIED BY: **S.M**

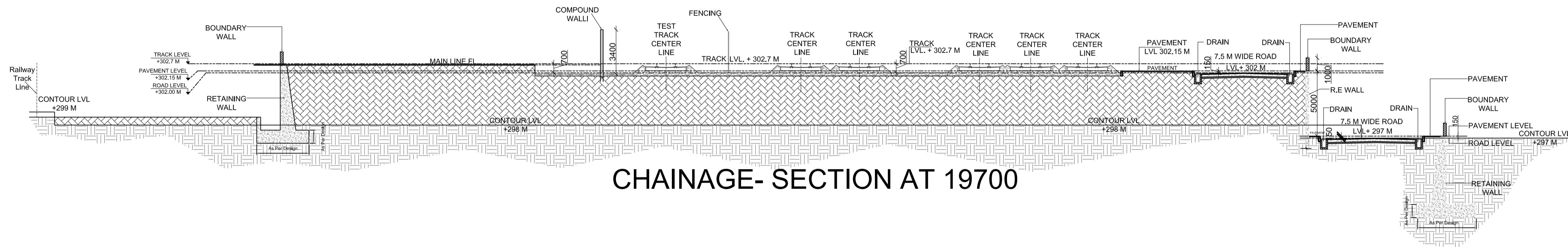
THIS DRAWING MUST NOT BE EITHER LOANED, COPIED OR OTHERWISE REPRODUCED IN WHOLE OR IN PART OR USED FOR ANY PURPOSE WITHOUT THE PRIOR WRITTEN PERMISSION OF DMRC.

THIS DRAWING IS THE PROPERTY OF NAGPUR METRO RAIL CORPORATION LTD.

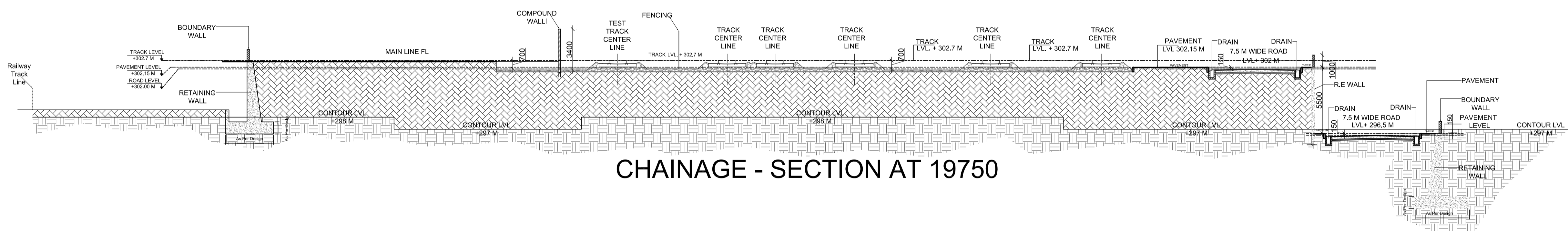
ARCHITECTURAL



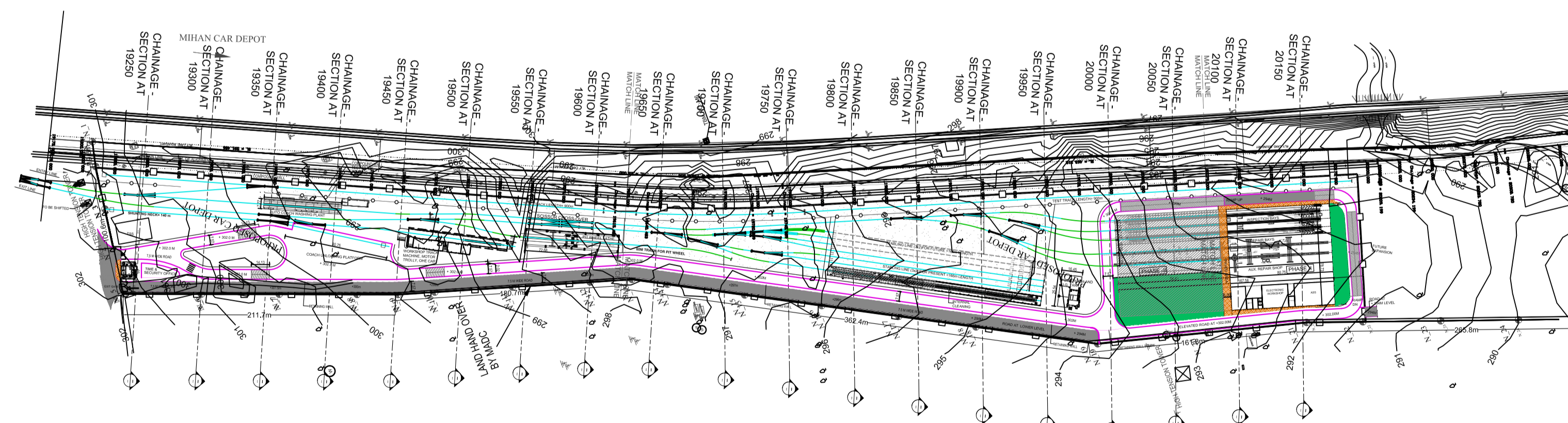
CHAINAGE - SECTION AT 19650



CHAINAGE- SECTION AT 19700



CHAINAGE - SECTION AT 19750



KEY PLAN
SCALE 1:3000

- GENERAL NOTES:
1. ALL DIMENSIONS ARE IN MILLIMETERS & LEVELS ARE IN METERS UNLESS OTHERWISE STATED.
 2. ALL DIMENSIONS ARE TO BE READ AND NOT MEASURED.
 3. ANY DISCREPANCIES MUST BE BROUGHT TO THE NOTICE OF THE DMRC BEFORE EXECUTION OF WORK AT SITE.
 4. THIS DRAWING MUST BE READ IN CONJUNCTION WITH ALL RELEVANT ARCHITECTURAL, STRUCTURAL, PLUMBING & FIRE FIGHTING, ELECTRICAL AND TRAFFIC MANAGEMENT DRAWINGS.
 5. ALL DOOR/WINDOW SILL & LINTEL LEVELS ARE MEASURED FROM MAIN FLOOR FINISHED LEVELS.

REFERENCE DRAWINGS	
Dwg. No.	Description

REVISIONS					
REV	DESCRIPTION	DRN.	CHD.	VER.	DATE

APPROVAL BY NMRCL			
ARCHITECTURE	AM/Mgr	DY CA-III	CA
STRUCTURE		DY CE/DESIGN	ED/Technical
ELECTRICAL	AEM/E&M	DG/ME	
CIVIL	AGM/Civil	CE/General	

Certified that this document has been designed and checked in accordance with DDC Quality Assurance Plan.

ARCHITECTURE INTERIOR & LANDSCAPE
C-9/9148, VASANT KUNJ, NEW DELHI
PH: 011-26891534, 26124540, 26124543. FAX: 26898459
Email: office@studiofountainhead.com

Authorised Signatory for DDC.
N1DDC D-01 Project Manager

NAGPUR METRO RAIL CORPORATION LTD.
Metro House, 28/2, Anand Nagar, C K Naidu Road, Civil Lines, Nagpur - 440001

N1DDC D-01

ROLLING STOCK DEPOT AT MIHAN		
DRAWING TITLE: SITE SECTIONS (SHEET 4 OF 7)		
DRAWING NO: N1DDCD01-DPOM-T-AR-1014		REV: R0
DATE: 05.07.2016	SCALE: 1:200	STATUS: FOR TENDER
DRAWN BY: PRASHANT	CHECKED BY: S.M	VERIFIED BY: S.M

This drawing must not be either loaned, copied or otherwise reproduced in whole or in part or used for any purpose without the prior written permission of DMRC.

THIS DRAWING IS THE PROPERTY OF NAGPUR METRO RAIL CORPORATION LTD.

ARCHITECTURAL