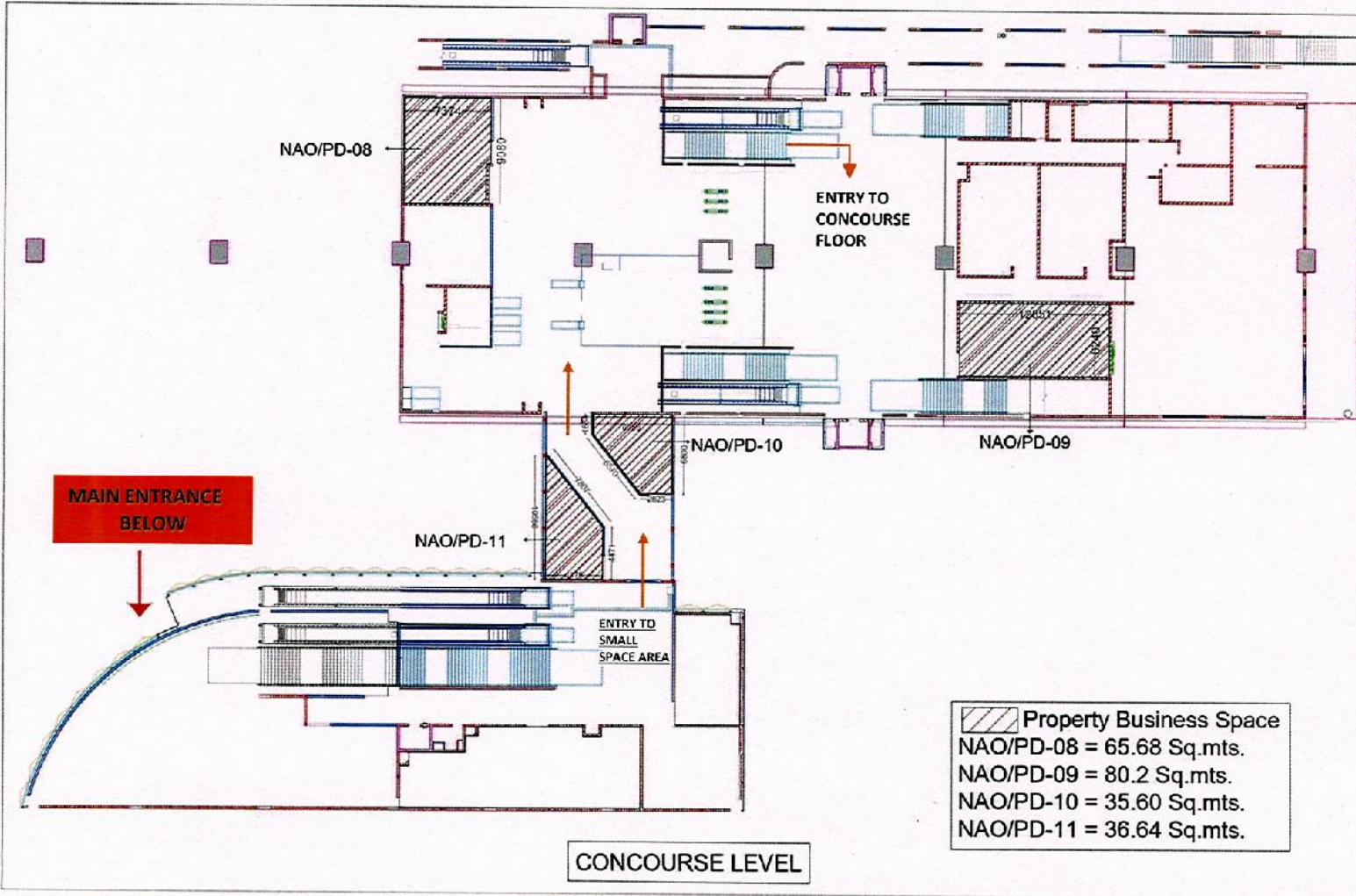


AIRPORT METRO STATION

ANNEXURE 2

SITABURDI ←

MIHAN DEPOT →



MAIN ENTRANCE OF AIRPORT METRO STATION




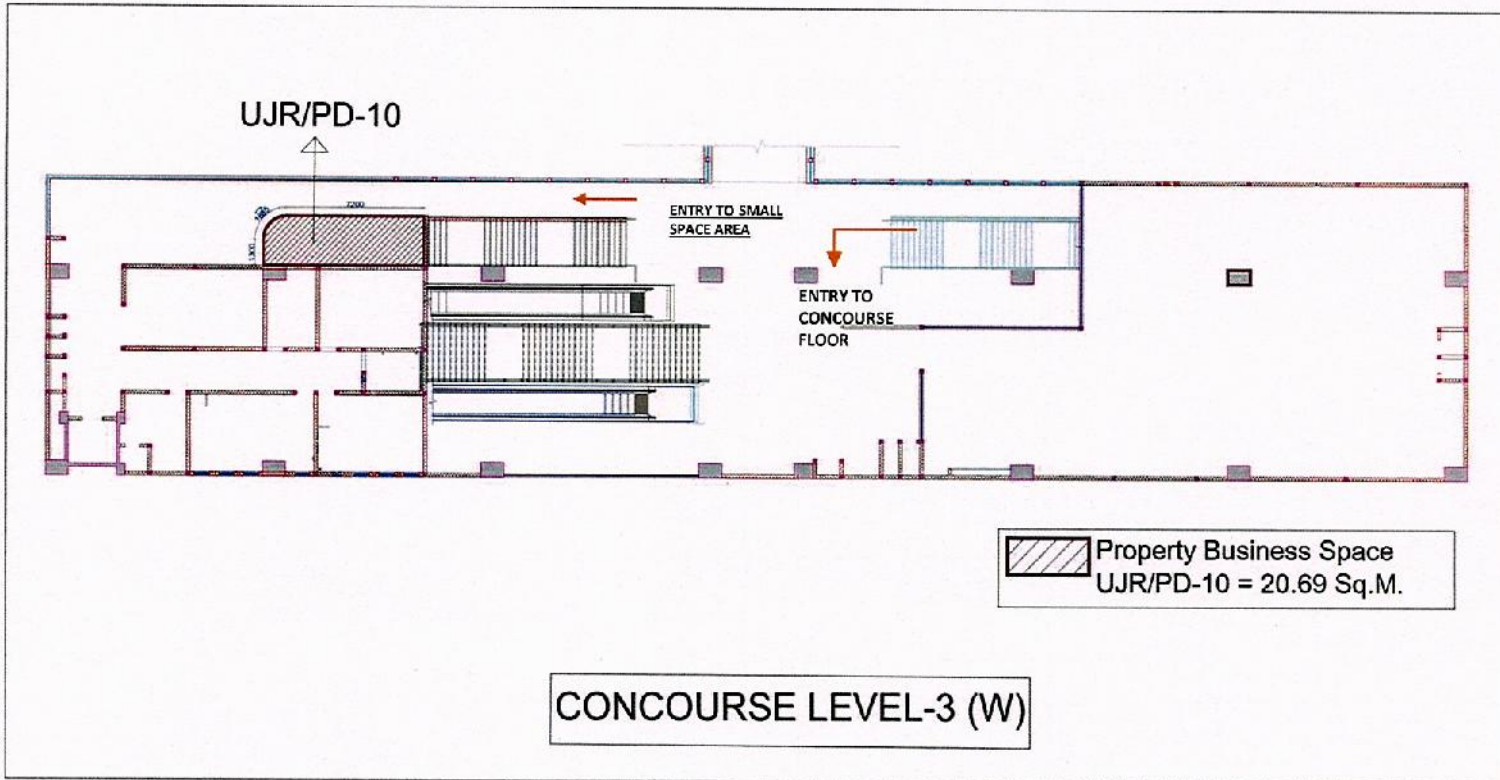
TOP VIEW

ANNEXURE 2

UJJWAL NAGAR METRO STATION

← JAIPRAKASH NAGAR STATION

AIRPORT METRO STATION →



TOP VIEW

JAIPRAKASH NAGAR METRO STATION
 DM-11857-002

ORIGINAL DRAWING SIZE A1

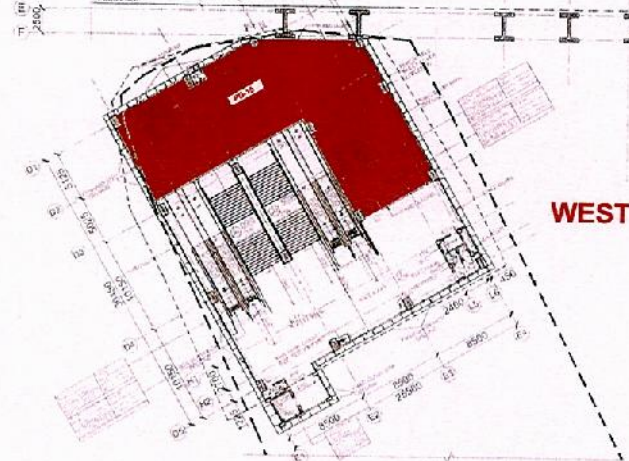
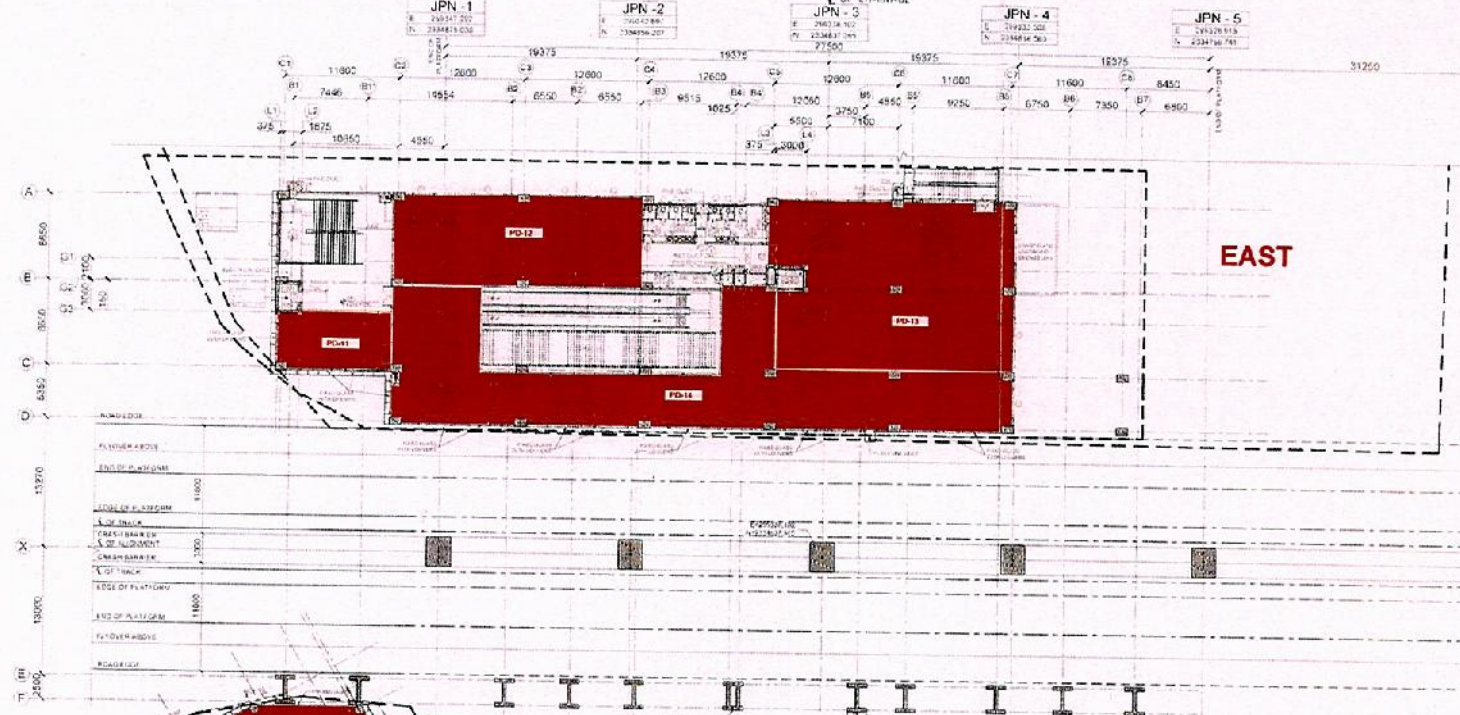
TOWARDS AUTOMOTIVE SQUARE

TOWARDS KHAPRI

NOTE:
 THIS DRAWING IS TO BE REFERED ONLY FOR:
 1. REVISED LOCATION OF AFC GATES, TOM'S, EFO'S, SWING GATES AND SECURITY SCREENING.
 2. ADDITIONAL HIGHLIGHTED PD SPACES ARE ALSO EARMARKED BY RELOCATION OF AFC GATES, TOM'S, EFO'S.

PD SPACES AREA CALCULATION:

No.	AREA	SIDE
PD-11	64.07 m ²	EAST
PD-12	222.5 m ²	EAST
PD-13	359.00 m ²	EAST
PD-14	458.88 m ²	EAST
PD-15	313.92 m ²	WEST
TOTAL (EXISTING)	1,458.15 m²	



Concourse Level - 2 Room Schedule

Number	Name	Area (sq.m)
S-0	Staircase	
O-06	Lift	
L-0-02	Lift Lobby	
IND-05	Commercial Space	1125.61
IND-02	Commercial Space	315.76
D-0A.3	Girls Toilet	26.62
D-0A.3	Boys Toilet	19.12
D-11	Chlosters Room	11.84

LEGEND

- FLOOR CEILING WALL FINISHES
- MEWER FINISH SCHEDULE
- SHEET FABRIC IN FABRIC/STEE
- RAUP/RANGE
- COLUMN FAIR AND STRUCTURE
- MATCH BY PLAN AND SECTION
- BLOCK WORK 200mm THK
- LIGHT WEIGHT BLOCK WORK 100mm THK
- LIFT BLDG WORK 300mm THK
- PAVILION COLUMN 200x200MM
- LAND BOUNDARY REQUIRED
- LAND BOUNDARY GIVEN BY NMRP

VENTILATOR

TYPE	WIDTH	SILL LVL.	UNTEL LVL.	HEIGHT	CL-2	COMMENTS
V	800	2450	2250	800	E	ALUMINIUM FRAME WITH LOUVERS

DOORS

TYPE	WIDTH	SILL LVL.	UNTEL LVL.	HEIGHT	CL-2	COMMENTS
D1	1000	50	2480	2430	4	DOUBLE LEAF ALUMINIUM GLAZED DOOR
D3	900	50	2500	2300	3	SINGLE LEAF FLUSH DOOR / FFP
D3A	900	50	2450	2100	1	SINGLE LEAF ALUMINIUM
D4	740	50	2500	2500	3	SINGLE LEAF FLUSH DOOR / FFP
D5	750	200	2400	1800	13	SINGLE LEAF 60MM FIRE RATED DOOR / SHUTTER FRAME
D7	2000	50	2380	2300	1	PANIC DOOR / DOUBLE LEAF 2000MM FIRE RATED

WINDOW

TYPE	WIDTH	SILL LVL.	UNTEL LVL.	HEIGHT	CL-2	COMMENTS
W2	2000	50	2500	1900	10	SUNSHADE WINDOW
W4	1000	1650	2450	1500	11	SLIDING WINDOW

GENERAL NOTES

- ROOM LEVELS WHERE SHOWN ARE INDICATIVE IT SHALL BE CONFIRMED AT SITE
- ALL R.C.C. AND STEEL MEMBER DIMENSIONS ARE INDICATIVE AND SUBJECT TO STRUCTURAL DESIGN
- ALL FINAL DIMENSIONS TO BE VERIFIED AT SITE FOR ANY MATERIAL PROCUREMENT, STEEL AND STRUCTURAL MEMBER FABRICATION AND ERECTION
- REFER VENDOR AND FABRICATOR DRAWING FOR ALL FINAL TERMINATION AND FIXING DETAIL
- ACTUAL SIZE OF CUTOUT AND OPENINGS AS PER EXISTING DRAWINGS
- THE DIMENSIONS FOR EQUIPMENT ARE INDICATIVE AND SHOWN IN THE ACTUAL SIZE AND LOCATION TO BE CONFIRMED BY CONSULTANT'S CONTRACTOR
- REFER MEP DRAWINGS FOR ALL MEP SERVICES
- FOR ALL LIFTING HOOKS DETAILS REFER STRUCTURAL DRAWING
- FOR ALL ELEVATION / LIFT DETAILS THESE DRAWINGS ARE TO BE REFERRED ALONG WITH APPROVED MANUFACTURER SPECIFICATION PROVIDED BY MANIC
- ALL JOINTS & FIXINGS NOT TO DETAIL, PLEASE REFER TO DETAIL DRAWING
- RAIL LEVEL DRAWING IN STATEN DRAWINGS SHOULD BE CHECKED BY SITE SUPERVISOR IF THEY ARE NOT SATISFIED WITH VARIOUS DRAWINGS (AND/OR DRAWING) THIS SAME SHOULD BE IMMEDIATELY BROUGHT TO THE KNOWLEDGE OF NMRP, FC OR CONTRACTOR AND DOC
- OPERATIONAL SIGNATURE ARE TENTATIVE AND SHALL BE FINALIZED AFTER SYSTEM COORDINATION ARE COMPLETED

GOOD FOR CONSTRUCTION

NOTES

- ALL DIMENSIONS ARE IN MM ALL LEVELS IN METERS UNLESS OTHERWISE MENTIONED
- DIMENSIONS ARE NOT TO BE SCALED, ONLY WRITTEN DIMENSIONS SHALL BE FOLLOWED
- ALL DIMENSIONS ARE INDICATIVE AND ARE SUBJECT TO CHANGE DURING DETAILED DESIGN

THE RESPONSIBILITY OF CONTROL, CHECK & VERIFICATION OF ACCURACY, CORRECTNESS, COMPLETENESS, INTEGRATION & FULL COMPLIANCE OF THE CONTRACT PROVISIONS IN RESPECT OF DESIGN ANALYSIS AND DRAWING HEREIN WITH THE DETAILED DESIGN CONSULTANT, DETAILED DESIGN CONSULTANT & CONTRACTOR, IT IS CLEAR THAT THERE IS NO CHANGE IN THIS DED FROM THE ALREADY APPROVED CONTRACT

DOC / CONTRACTOR		CONTRACTOR / DDC	
SIGN	DATE	SIGN	DATE
NAME	NAME	NAME	NAME
DESIGNED BY	CHECKED BY	APPROVED BY	RECEIVED BY

L&T Infra Engineering
 RAJENDRAN ASSOCIATES

THIS DRAWING INCLUDING ITS DESIGN AND DETAILING HAS BEEN PROOF CHECKED INDEPENDENTLY AND FOUND SUITABLE FOR THE EXECUTION PURPOSE AND IS RECOMMENDED FOR GFC AND OBJECTION

THIS DRAWING INCLUDING ITS DESIGN AND DETAILING HAS BEEN PROOF CHECKED, APPROVED AND FOUND SUITABLE FOR THE EXECUTION PURPOSE AND ISSUED AS 'GOOD FOR CONSTRUCTION' BEING GIVEN NO OBJECTION

PROOF CONSULTANT	GENERAL CONSULTANT TO NMRP
SIGN	SIGN
DATE	DATE
NAME	NAME

NOT APPLICABLE

SYSTRA-AECOM-EGIS-RITES
 Church House, Above SBI Bank,
 First floor, Civil Lines Nagpur - 440001

PROJECT: NAGPUR METRO RAIL PROJECT
 M&O House, 75/2, DK Road Marg, Anand Nagar, Civil Lines, Nagpur - 440 017
 Phone No: 07122554217

CLIENT: MAHARASHTRA METRO RAIL CORPORATION LTD.

LOCATION: REACH 1 JAIPRAKASH NAGAR METRO STATION

TITLE: FRAMING PLAN
 CONCOURSE LEVEL PLAN - 2

SCALE: 1:250

DATE: 01.02.2023

STATUS: FOR APPROVAL

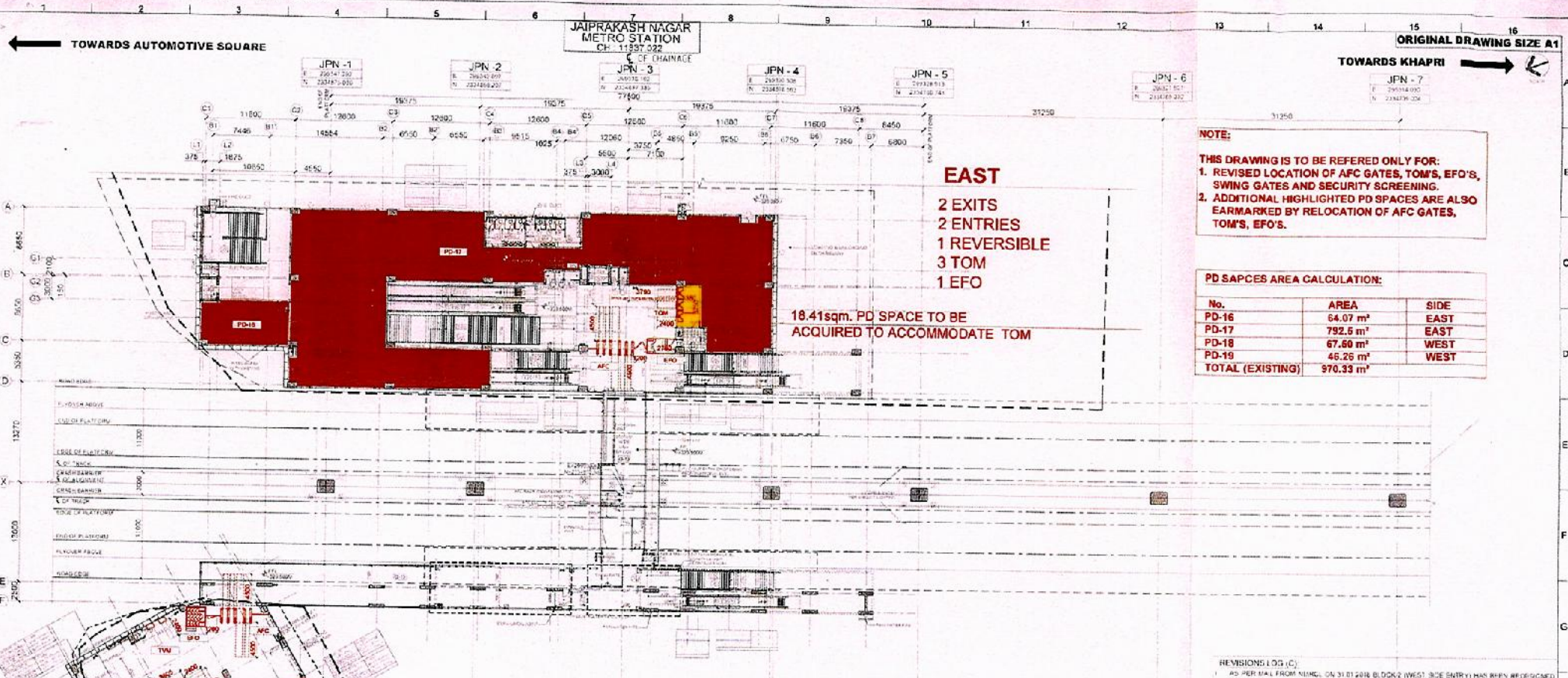
REVISION NO: B08

DRG NO: R1D01-LNT-AR-PRM-JPN-DFP-0008

ARCHITECTURAL

JAI PRAKASH NAGAR METRO STATION
CH - 11537/322

ORIGINAL DRAWING SIZE A1



NOTE:
THIS DRAWING IS TO BE REFERRED ONLY FOR:
1. REVISED LOCATION OF AFC GATES, TOM'S, EFO'S, SWING GATES AND SECURITY SCREENING.
2. ADDITIONAL HIGHLIGHTED PD SPACES ARE ALSO EARMARKED BY RELOCATION OF AFC GATES, TOM'S, EFO'S.

PD SPACES AREA CALCULATION:

No.	AREA	SIDE
PD-16	64.07 m ²	EAST
PD-17	792.6 m ²	EAST
PD-18	67.60 m ²	WEST
PD-19	46.26 m ²	WEST
TOTAL (EXISTING)	970.33 m²	

WINDOW

TYPE	WIDTH	HEIGHT	LEVEL	FINISH	COMMENTS
W1	2000	1200	225	Wall 4	SEE SPECIFICATION TO BE DETERMINED
W2	3000	1200	225	Wall 1	SEE SPECIFICATION TO BE DETERMINED

CONTOUR LEVEL -3 Room Schedule

Room No.	Name	Area (sqm)
A-01	Escalator Shaft	4.30
A-02	Escalator Shaft	5.76
A-03	Staircase	18.18
A-04	Staircase	18.90
A-05	Escalator	18.90
A-06	Escalator	18.90
A-07	Escalator	18.90
A-08	Escalator	18.90
A-09	Escalator	18.90
A-10	Escalator	18.90
A-11	Escalator	18.90
A-12	Escalator	18.90

SEPARATION AND COLLECTION OF WASTE
REFER FROM ARCHITECTURAL DRAWING FOR WASTE SEPARATION AND COLLECTION REQUIREMENT

LEGEND

- WALL WITH FINISH AS PER ARCHITECTURAL DRAWING
- CONCRETE WALL WITH FINISH AS PER ARCHITECTURAL DRAWING
- GLASS WALL WITH FINISH AS PER ARCHITECTURAL DRAWING
- GLASS PARTITION WITH FINISH AS PER ARCHITECTURAL DRAWING
- GLASS DOOR WITH FINISH AS PER ARCHITECTURAL DRAWING
- GLASS WINDOW WITH FINISH AS PER ARCHITECTURAL DRAWING
- GLASS SKYLIGHT WITH FINISH AS PER ARCHITECTURAL DRAWING
- GLASS BALCONY WITH FINISH AS PER ARCHITECTURAL DRAWING
- GLASS STAIRCASE WITH FINISH AS PER ARCHITECTURAL DRAWING
- GLASS ELEVATOR WITH FINISH AS PER ARCHITECTURAL DRAWING
- GLASS LIFT WITH FINISH AS PER ARCHITECTURAL DRAWING
- GLASS SIGNAGE WITH FINISH AS PER ARCHITECTURAL DRAWING
- GLASS FLOOR WITH FINISH AS PER ARCHITECTURAL DRAWING
- GLASS CEILING WITH FINISH AS PER ARCHITECTURAL DRAWING
- GLASS PARTITION WITH FINISH AS PER ARCHITECTURAL DRAWING
- GLASS DOOR WITH FINISH AS PER ARCHITECTURAL DRAWING
- GLASS WINDOW WITH FINISH AS PER ARCHITECTURAL DRAWING
- GLASS SKYLIGHT WITH FINISH AS PER ARCHITECTURAL DRAWING
- GLASS BALCONY WITH FINISH AS PER ARCHITECTURAL DRAWING
- GLASS STAIRCASE WITH FINISH AS PER ARCHITECTURAL DRAWING
- GLASS ELEVATOR WITH FINISH AS PER ARCHITECTURAL DRAWING
- GLASS LIFT WITH FINISH AS PER ARCHITECTURAL DRAWING
- GLASS SIGNAGE WITH FINISH AS PER ARCHITECTURAL DRAWING
- GLASS FLOOR WITH FINISH AS PER ARCHITECTURAL DRAWING

REVISIONS LOG (C)

- AS PER MAIL FROM NMRP ON 31.03.2018 BLOCK 2 (WEST) SIDE ENTRY HAS BEEN REDESIGNED TO HAVE A DISTANCE FROM WARDEN ROOM
- DUE TO THE REDUCED LIFE PD HAS BEEN CHANGED TO CONTOUR LEVEL
- BLOCK 2 (WEST) SIDE BLOCK (PD) LEVEL TOILET HAS BEEN SHIFTED TO CONCOURSE LEVEL
- AS PER THE SPEC DATED ON 16.04.2018 SECURITY ROOM MAINTENANCE ROOM SOLAR PANEL ROOM BEB ROOM AND GAS SUPPRESSION ROOM HAS BEEN REDESIGNED
- AS PER THE COMMENTS CHILD GATE ROOM AND ONE MORE ENTRY FOR ACS ROOM ARE PROVIDED

GENERAL NOTES:

- ROAD LEVELS WHERE SHOWN ARE INDICATIVE. IT SHALL BE CONFIRMED AT SITE.
- ALL R.C.C. AND STEEL MEMBER DIMENSIONS ARE INDICATIVE AND SUBJECT TO STRUCTURAL DESIGN.
- ALL FINAL EXTERIOR TO BE VERIFIED AT SITE FOR ANY MATERIAL PROCUREMENT, STEEL AND STRUCTURAL MEMBER FABRICATION AND ERECTION.
- REFER VENDOR MEMBER FABRICATION AND ERECTION FOR ALL FINAL TERMINATION AND FINISH DETAILS.
- ACTUAL SIZE OF CUTOUT AND OPENING AS PER ARCHITECTURAL DRAWING.
- THE DRAWING FOR CONCRETE AND TERRAZZO SHALL SHOW THE ACTUAL SIZE AND LOCATION TO BE CONFIRMED BY GEOTECHNICAL ENGINEER.
- REFER LIFT DRAWING FOR ALL LIFT SERVICES.
- FOR ALL LIFT ROOMS DETAILS REFER STRUCTURAL DRAWING.
- FOR ALL ELEVATOR & LIFT DETAILS THESE DRAWINGS ARE TO BE REFERRED ALONG WITH APPROVED MANUFACTURER'S SPECIFICATION FINISHED BY NMRP.
- ALL JOINERY & FIXTURES TO BE AS PER THE FINAL FINISH SPECIFICATION OF THE DRAWING.
- FINAL LEVEL SHOWN IN STATION DRAWING SHOULD BE CHECKED BY SITE ENGINEER IF THEY ARE NOT MATCHING WITH THE EXISTING LEVELS (AS DRAWING). THE SAME SHOULD BE IMMEDIATELY BROUGHT TO THE KNOWLEDGE OF THE ARCHITECT, CONTRACTOR AND DDC.
- OPERATIONAL PROGRAMS ARE TENTATIVE AND SHALL BE REVIEWED AFTER THE CONTRACTORS ARE ON BOARD.

GOOD FOR CONSTRUCTION

NOTES:

- ALL DIMENSIONS ARE IN MM AT ALL LEVELS IN METERS UNLESS OTHERWISE MENTIONED
- DIMENSIONS ARE NOT TO BE SCALED. ONLY WRITTEN DIMENSIONS SHALL BE FOLLOWED
- ALL DIMENSIONS ARE INDICATIVE AND ARE SUBJECT TO CHANGE DURING DETAIL DESIGN

THE RESPONSIBILITY OF CONTROL, CHECK & VERIFICATION OF ACCURACY, CORRECTNESS, COMPLETENESS, INTEGRATION & FULL COMPLIANCE OF THE CONTRACT PROVISIONS IN RESPECT OF DESIGN ANALYSIS AND DRAWINGS SHALL BE WITH THE DETAILED DESIGN CONSULTANT & CONTRACTOR.

DDC / CONTRACTOR		CONTRACTOR / DDC	
SIGN:	SIGN:	SIGN:	SIGN:
DATE:	DATE:	DATE:	DATE:
NAME:	NAME:	NAME:	NAME:
DRAWN BY:	DESIGN BY:	CHECKED BY:	APPROVED BY:

THIS DRAWING INCLUDING ITS DESIGN AND DETAILING HAS BEEN PROOF CHECKED INDEPENDENTLY AND FOUND SATISFACTORY FOR THE EXECUTION PURPOSE AND IS RECOMMENDED FOR GPIC NO OBJECTION.

THIS DRAWING INCLUDING ITS DESIGN AND DETAILING HAS BEEN PROOF CHECKED INDEPENDENTLY AND FOUND SATISFACTORY FOR THE EXECUTION PURPOSE AND IS ISSUED AS 'GOOD FOR CONSTRUCTION' GIVEN NO OBJECTION.

PROOF CONSULTANT		GENERAL CONSULTANT TO NMRP	
SIGN:	SIGN:	SIGN:	SIGN:
DATE:	DATE:	DATE:	DATE:
NAME:	NAME:	NAME:	NAME:

PROJECT: **NAGPUR METRO RAIL PROJECT**
Metro House, 2B2, CK Nagar Marg, Anand Nagar, Civil Lines, Nagpur - 440 001
Phone No: 07-2254217

CLIENT: **MAHARASHTRA METRO RAIL CORPORATION LTD.**

LOCATION: REACH 1 JAI PRAKASH NAGAR METRO STATION

TITLE: **FRAMING PLAN CONCOURSE LEVEL PLAN 3**

SCALE: 1:250 DATE: 01.01.2022 STATUS: FOR APPROVAL REVISION NO:


DRG NO: **R1D01-LNT-AR-PRM-JPN-DFP-0011**

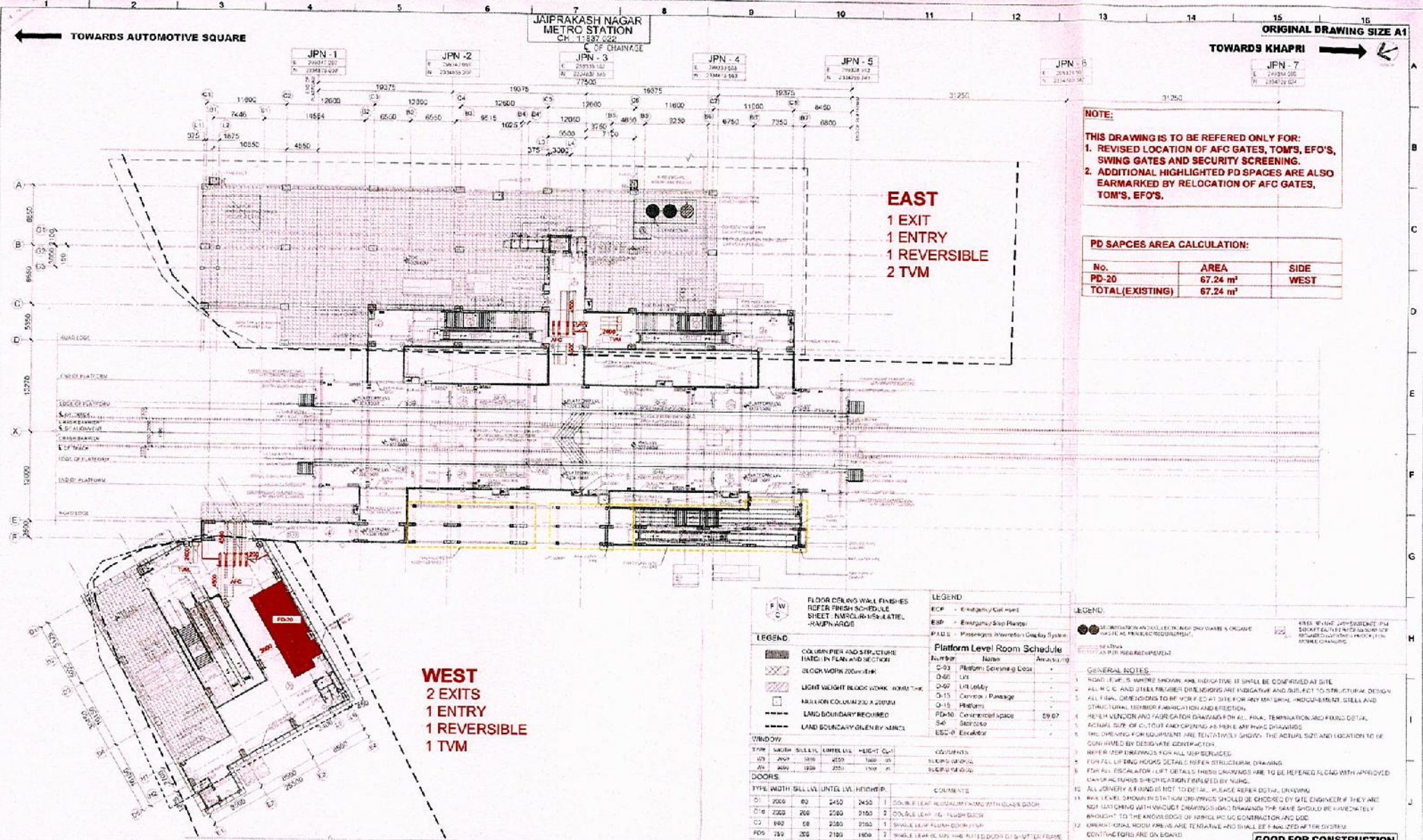
811

L&T Infra Engineering
RAJENDRAN ASSOCIATES

NOT APPLICABLE

SYSTRA-AECOM-EGIS-RITES
Church House, Above SEB Bank
First floor, Civil Lines Nagpur- 440001





NOTE:

- THIS DRAWING IS TO BE REFERED ONLY FOR:
 - 1. REVISED LOCATION OF AFC GATES, TOMS, EFO'S, SWING GATES AND SECURITY SCREENING.
 - 2. ADDITIONAL HIGHLIGHTED PD SPACES ARE ALSO EARMARKED BY RELOCATION OF AFC GATES, TOM'S, EFO'S.

PD SPACES AREA CALCULATION:

No.	AREA	SIDE
PD-20	67.24 m ²	WEST
TOTAL (EXISTING)	67.24 m²	

EAST
 1 EXIT
 1 ENTRY
 1 REVERSIBLE
 2 TVM

WEST
 2 EXITS
 1 ENTRY
 1 REVERSIBLE
 1 TVM

LEGEND

- Columns and structure: Hatched in plan and section
- Block work: Zigzag hatching
- Light weight block work: Dotted hatching
- Million columns: 2000mm x 2000mm
- Land boundary: Dashed line
- Land boundary: Dotted line

LEGEND

- ECF: Emergency Call Point
- ESP: Emergency Stop Platform
- PTDS: Passenger Intercom Display System

Platform Level Room Schedule

Room No.	Name	Area (sqm)
0-03	Platform Screening Door	-
0-02	Lift	-
0-07	Lift Lobby	-
0-15	Corridor / Passage	-
0-15	Platform	-
PD-10	Concealment space	59.07
S-4	Staircase	-
ESC-0	Escalator	-

GENERAL NOTES

1. ROAD LEVELS WHERE SHOWN ARE INDICATIVE IT SHALL BE CONFIRMED AT SITE.
2. ALL M.C.C. AND STEEL MEMBER DIMENSIONS ARE INDICATIVE AND SUBJECT TO STRUCTURAL DESIGN.
3. ALL FINAL DIMENSIONS TO BE WORKED OUT AT SITE FOR PRELIMINARY PRODUCTION. STEEL AND STRUCTURAL MEMBER FABRICATION AND ERECTION.
4. REFER VENDOR AND FABRICATOR DRAWINGS FOR ALL FINAL TERMINATION AND FINISH DETAILS.
5. INCLUDE SUPPLY OF CURTAIN AND CAPPING AS PER ANY HVAC DRAWINGS.
6. THE DRAWING FOR EQUIPMENT ARE TENTATIVELY SHOWN. THE ACTUAL SIZE AND LOCATION TO BE CONFIRMED BY DESIGNER/ CONTRACTOR.
7. REFER MEP DRAWINGS FOR ALL MEP SERVICES.
8. FOR ALL LIFTING HOISTS DETAILS REFER STRUCTURAL DRAWING.
9. FOR ALL ESCALATOR LIFT DETAILS REFER STRUCTURAL DRAWING.
10. ALL JOINTS & FIXINGS NOT TO BE LEFT IN PLACE. REFER DETAIL DRAWING.
11. WORK LEVEL SHOWN IN STATION DRAWINGS SHOULD BE CHECKED BY SITE ENGINEER IF THEY ARE NOT MATCHING WITH W/OUT DRAWINGS (I) & DRAWINGS THE SAME SHOULD BE IMMEDIATELY BROUGHT TO THE KNOWLEDGE OF NEAREST PROJECT CONTRACTOR AND DDC.
12. OPERATIONAL ROOM ARE TENTATIVE AND SHALL BE FINALIZED AT THE SYSTEM CONTRACTORS ARE ON BOARD.

NOTES:

1. ALL DIMENSIONS ARE IN MM ALL LEVELS IN METERS UNLESS OTHERWISE MENTIONED.
2. DIMENSIONS ARE NOT TO BE SCALD. ONLY WRITTEN DIMENSIONS SHALL BE FOLLOWED.
3. ALL DIMENSIONS ARE INDICATIVE AND ARE SUBJECT TO CHANGE DURING DETAILED DESIGN.

REV	NO	DATE	DESCRIPTION	SGN
01	01	02/2023	RELOCATION OF AFC GATES AT PL LEVEL	

THIS RESPONSIBILITY OF CONTROL, CHECK & VERIFICATION OF ACCURACY, CORRECTNESS, COMPLIANCE, INFORMATION & FULL COMPLIANCE OF THE CONTRACT PROVISIONS IN RESPECT OF DESIGN ANALYSIS AND DRAWINGS HERE WITH THE DETAILED DESIGN CONSULTANT / DETAILED DESIGN CONSULTANT & CONTRACTOR. IT IS CERTIFIED THAT THERE IS NO CHANGE IN THIS SCOPE FROM THE ORIGINAL APPROVED DDC.

DDC / CONTRACTOR				CONTRACTOR / DDC			
SGN	DATE	SGN	DATE	SGN	DATE	SGN	DATE

PROF CONSULTANT

SGN	DATE

GENERAL CONSULTANT TO MRRP

SGN	DATE

THIS DRAWING INCLUDING ITS DESIGN AND DETAILING HAS BEEN PROOF CHECKED/REVIEWED AND FOUND SUITABLE FOR THE EXECUTION PURPOSE AND ISSUED AS 'GOOD FOR CONSTRUCTION' BEING GIVEN NO OBJECTION.

COUNTER SIGNED BY: **MAHARASHTRA METRO RAIL CORPORATION LTD.**

SYSTRA-AECOM-EGIS-RITES
 Church House, Above SBI Bank, First floor, Civil Lines Nagpur-490001

GOOD FOR CONSTRUCTION

PROJECT: **NAGPUR METRO RAIL PROJECT**
 Metro House, 2B2, CK Nayudu Marg, Anand Nagar, Civil Lines, Nagpur - 440 001
 Phone No: 07122554217

CLIENT: **MAHARASHTRA METRO RAIL CORPORATION LTD.**

LOCATION: **REACH 1 JAIPRAKASH NAGAR METRO STATION**

TITLE: **FRAMING PLAN PLATFORM LEVEL PLAN**

SCALE: 1:250 DATE: 01.02.2023 STATUS: FOR APPROVAL

DRG NO: **R1D01-LNT-AR-PRM-JPN-DFP-0015**

REVISION NO: **B09**

ARCHITECTURAL



CHHATRAPATI SQUARE METRO STATION

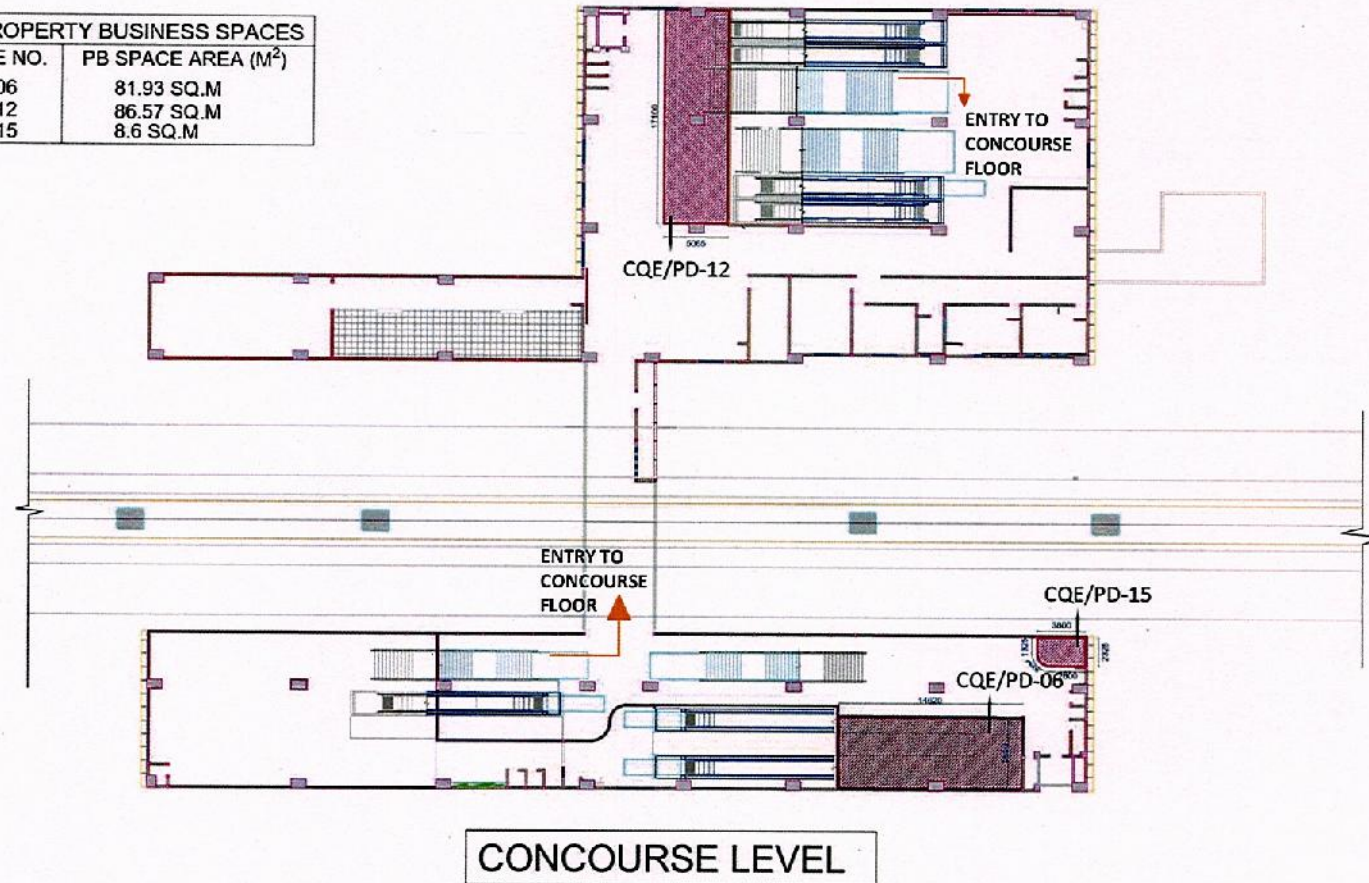
ANNEXURE 2



TOWARDS AJNI SQUARE STATION

TOWARDS JAIPRAKASH NAGAR STATION

PROPERTY BUSINESS SPACES	
PB SPACE NO.	PB SPACE AREA (M ²)
CQE/PD-06	81.93 SQ.M
CQE/PD-12	86.57 SQ.M
CQE/PD-15	8.6 SQ.M



TOP VIEW


CHHATRAPATI SQUARE METRO STATION


ANNEXURE 2



← AJNI SQUARE STATION

JAIPRAKASH NAGAR STATION →



 Property Business Space
CQE/PD-14 = 10.45 SQ.M

CONCOURSE LEVEL-1



TOP VIEW

NOTE:
 THIS DRAWING IS TO BE REFERED ONLY FOR:
 1. REVISED LOCATION OF AFC GATES, TOM'S, EFO'S, SWING GATES AND SECURITY SCREENING.
 2. ADDITIONAL HIGHLIGHTED PD SPACES ARE ALSO EARMARKED BY RELOCATION OF AFC GATES, TOM'S, EFO'S.

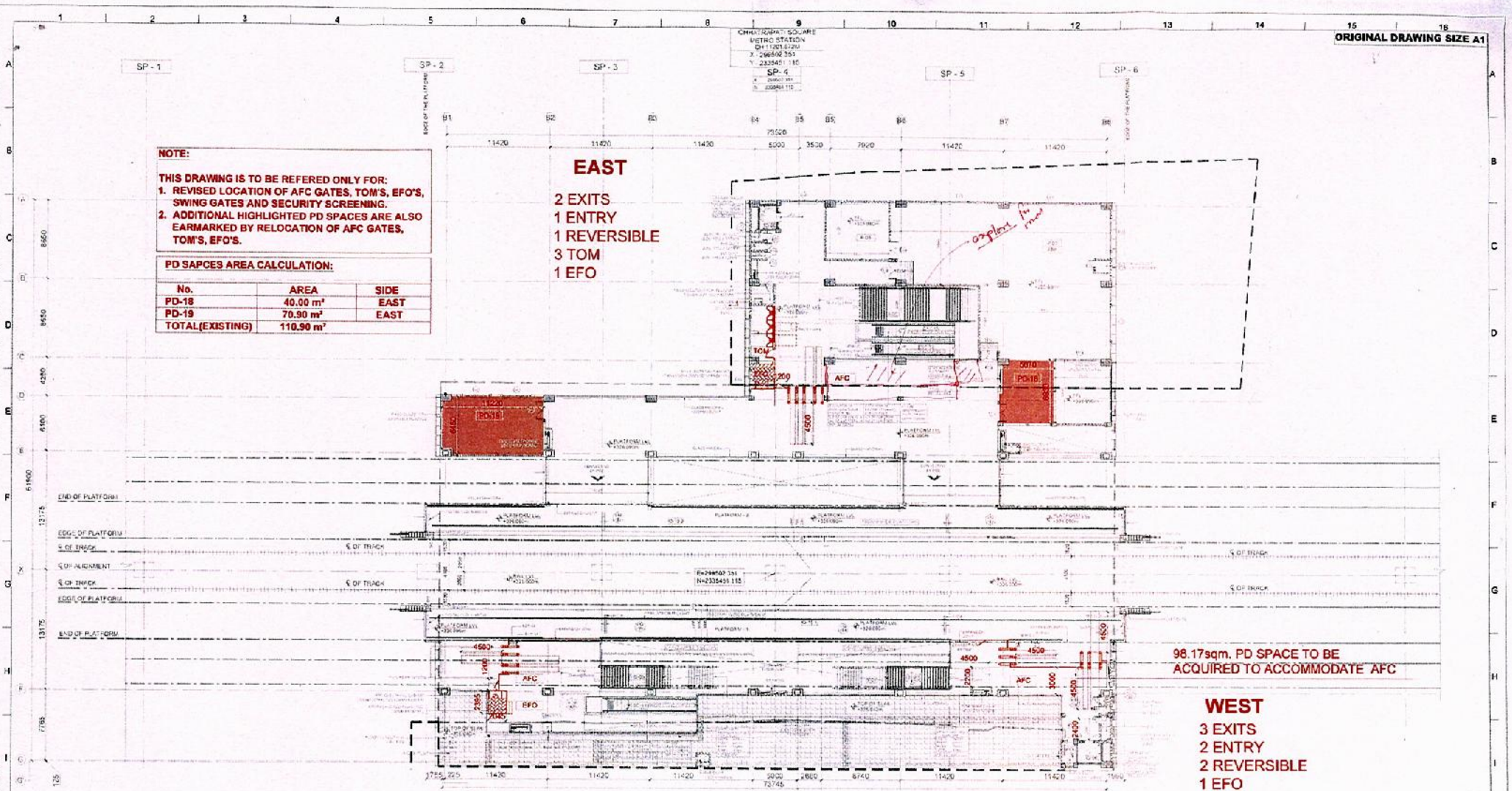
PD SPACES AREA CALCULATION:

No.	AREA	SIDE
PD-18	40.00 m ²	EAST
PD-19	70.90 m ²	EAST
TOTAL(EXISTING)	110.90 m²	

EAST
 2 EXITS
 1 ENTRY
 1 REVERSIBLE
 3 TOM
 1 EFO

98.17sqm. PD SPACE TO BE ACQUIRED TO ACCOMMODATE AFC

WEST
 3 EXITS
 2 ENTRY
 2 REVERSIBLE
 1 EFO



ROLLING CHECKERS

Sl. No.	Name	Signature	Date
1			
2			
3			
4			
5			
6			
7			
8			
9			
10			
11			
12			
13			
14			
15			
16			

REVISIONS

No.	Description	Date
1		
2		
3		
4		
5		
6		
7		
8		
9		
10		
11		
12		
13		
14		
15		
16		

NOTES:
 1. ALL DIMENSIONS ARE IN MM ALL LEVELS IN METERS UNLESS OTHERWISE MENTIONED.
 2. DIMENSIONS ARE NOT TO BE SCALED. ONLY WRITTEN DIMENSIONS SHALL BE FOLLOWED.
 3. ALL DIMENSIONS ARE INDICATIVE AND ARE SUBJECT TO CHANGE DURING DETAILED DESIGN.

THE RESPONSIBILITY OF CONTROL, CHECK & VERIFICATION OF ACCURACY, CORRECTNESS, COMPLETENESS, INTEGRATION & FULL COMPLIANCE OF THE CONTRACT PROVISIONS IN RESPECT OF DESIGN, ANALYSIS AND DRAWINGS RESTS WITH THE DETAILED DESIGN CONSULTANT & CONTRACTOR. IT IS TO BE UNDERSTOOD THAT THERE IS NO CHANGE IN THE SCOPE FROM THE APPROVED DESIGN.

THIS DRAWING INCLUDING ITS DESIGN AND DETAILING HAS BEEN PROOF CHECKED INDEPENDENTLY AND FOUND SUITABLE FOR THE EXECUTION PURPOSE AND IS RECOMMENDED FOR GFC/NO OBJECTION.

THIS DRAWING INCLUDING ITS DESIGN AND DETAILING HAS BEEN PROOF CHECKED INDEPENDENTLY AND FOUND SUITABLE FOR THE EXECUTION PURPOSE AND IS RECOMMENDED FOR CONSTRUCTION/BIDDING GIVEN NO OBJECTION.

COUNTER SIGNED BY MAHARASHTRA METRO RAIL CORPORATION LTD.

GOOD FOR CONSTRUCTION

REF. DRAWING NO. NAGPUR/AR-18/2014/1161/RAUCS/AR/000/5

NOTES:

REV	DATE	DESCRIPTION	SKN
01	01/02/2023	INITIAL DESIGN APPROVAL	SKN
02			
03			
04			
05			
06			
07			
08			
09			
10			
11			
12			
13			
14			
15			
16			

DOC/CONTRACTOR		CONTRACTOR / EDC	
SIGN	DATE	SIGN	DATE
NAME	NAME	NAME	NAME
DESIGNED BY	CHECKED BY	APPROVED BY	DATE

L&T Infra Engineering
 RAJENDRAN ASSOCIATES

PROOF CONSULTANT		GENERAL CONSULTANT TO HMRP	
SIGN	DATE	SIGN	DATE
NAME	NAME	NAME	NAME

SYSTRA-AECOM-EGIS-RITES
 Church House, Above SBI Bank,
 First floor, Civil Lines Nagpur-440001

MAHARASHTRA METRO RAIL CORPORATION LTD.

PROJECT: **NAGPUR METRO RAIL PROJECT**
 Metro House, 28/2, C/S, Hudu Marg, Anand Nagar,
 Civil Lines, Nagpur - 440 001
 Phone No. 07122554217

CLIENT: **MAHARASHTRA METRO RAIL CORPORATION LTD.**

LOCATION: **CHHATHRAPATI SQUARE METRO STATION**

TITLE: **FRAMING PLAN PLATFORM LEVEL**

SCALE: 1:200 DATE: 01.02.2023 STATUS: FOR APPROVAL REVISION NO: B08

DWG NO: **R1D01-LNT-AR-PRM-CHS-DFP-0014**

ARCHITECTURAL

1 2 3 4 5 6 7 8 9 10 11 12 13 14 15 16

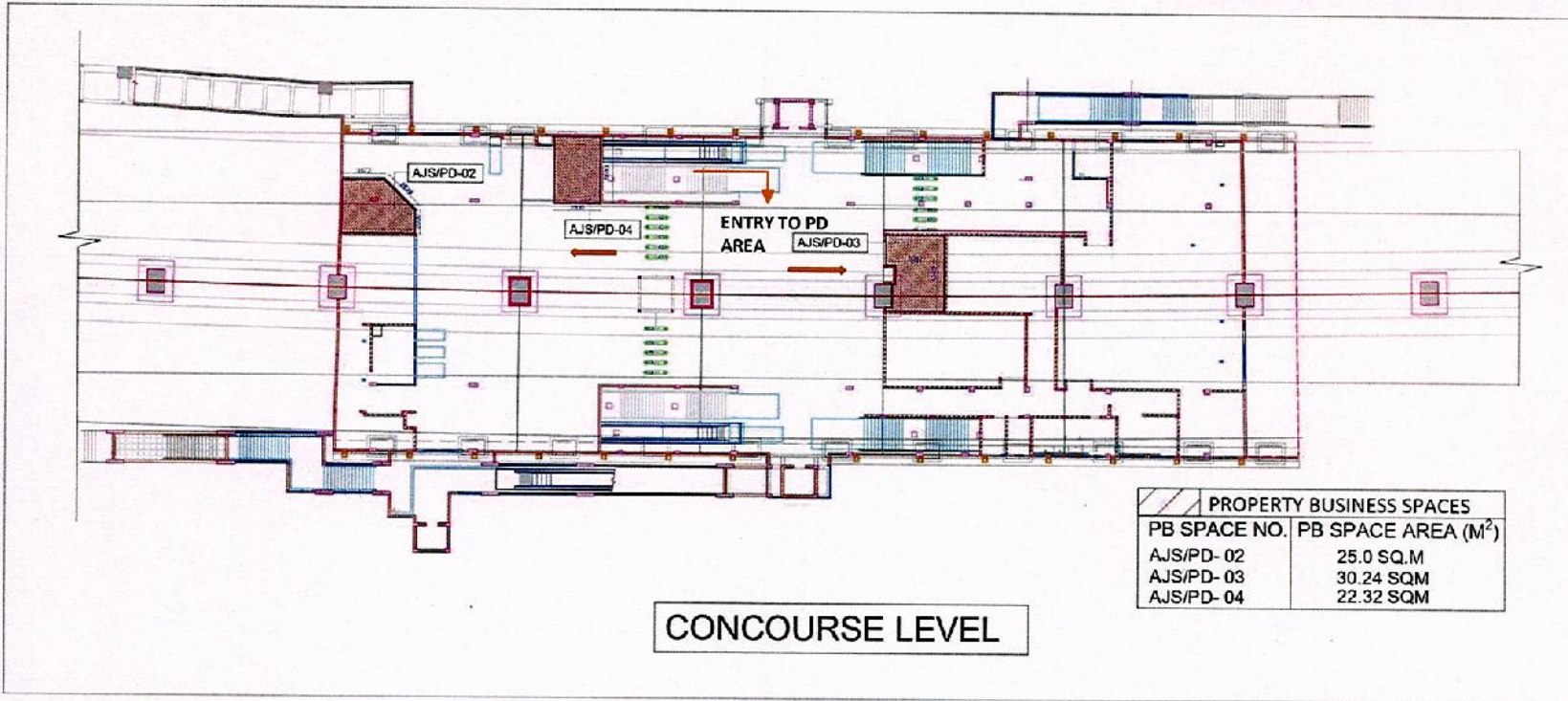
plot scale: 1:50m

AJNI SQUARE METRO STATION

ANNEXURE 2


TOWARDS CHHATRAPATI SQUARE

TOWARDS RAHATE COLONY

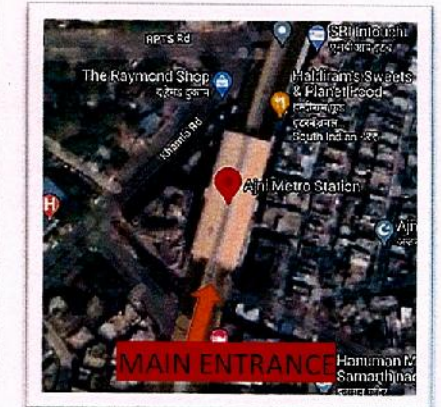


CONCOURSE LEVEL

PROPERTY BUSINESS SPACES	
PB SPACE NO.	PB SPACE AREA (M ²)
AJS/PD- 02	25.0 SQ.M
AJS/PD- 03	30.24 SQM
AJS/PD- 04	22.32 SQM



FRONT VIEW



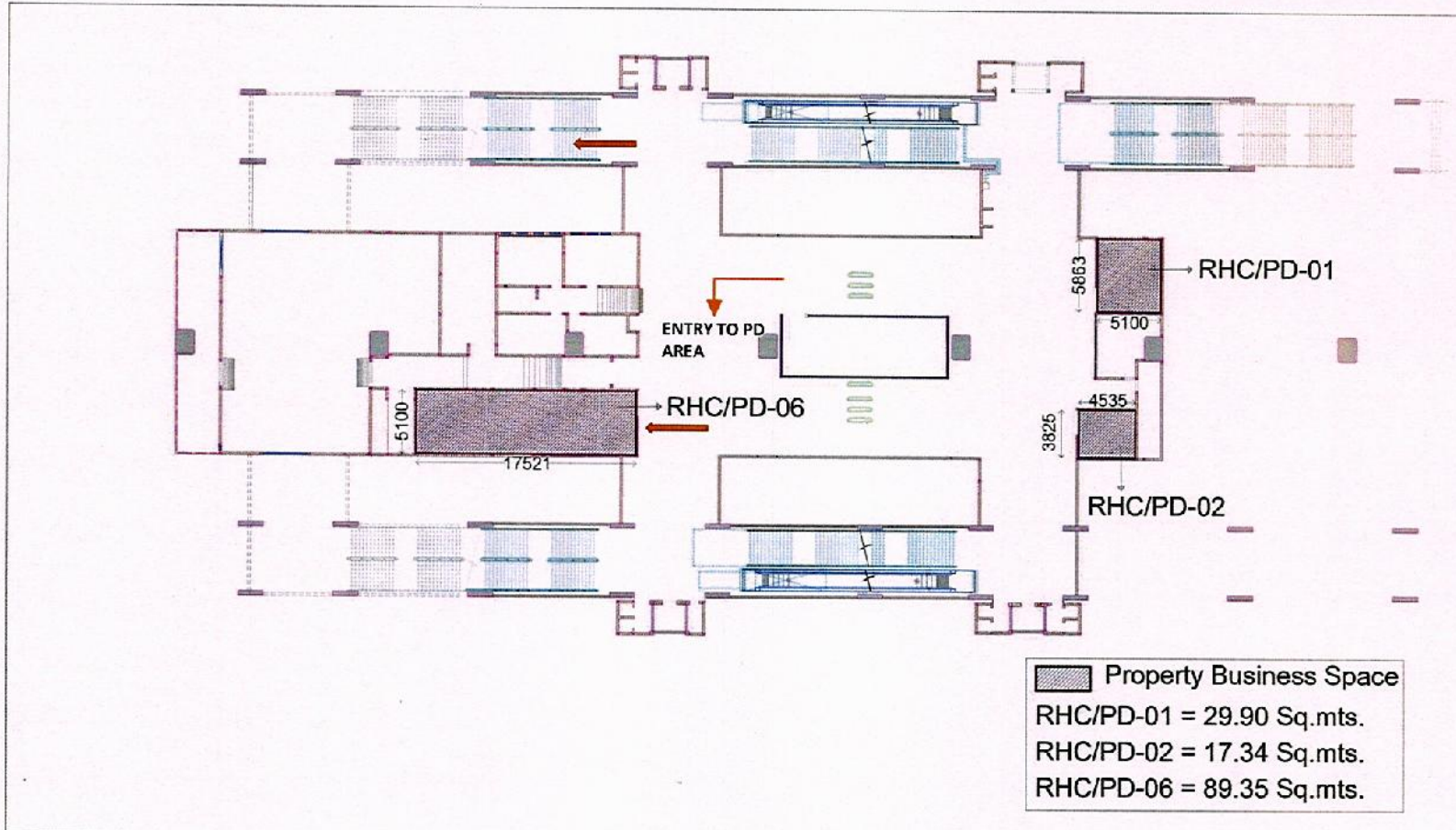
TOP VIEW

RAHATE COLONY METRO STATION

ANNEXURE 2


← CONGRESS NAGAR

AJNI SQUARE →



CONCOURSE LEVEL

- Property Business Space
- RHC/PD-01 = 29.90 Sq.mts.
- RHC/PD-02 = 17.34 Sq.mts.
- RHC/PD-06 = 89.35 Sq.mts.




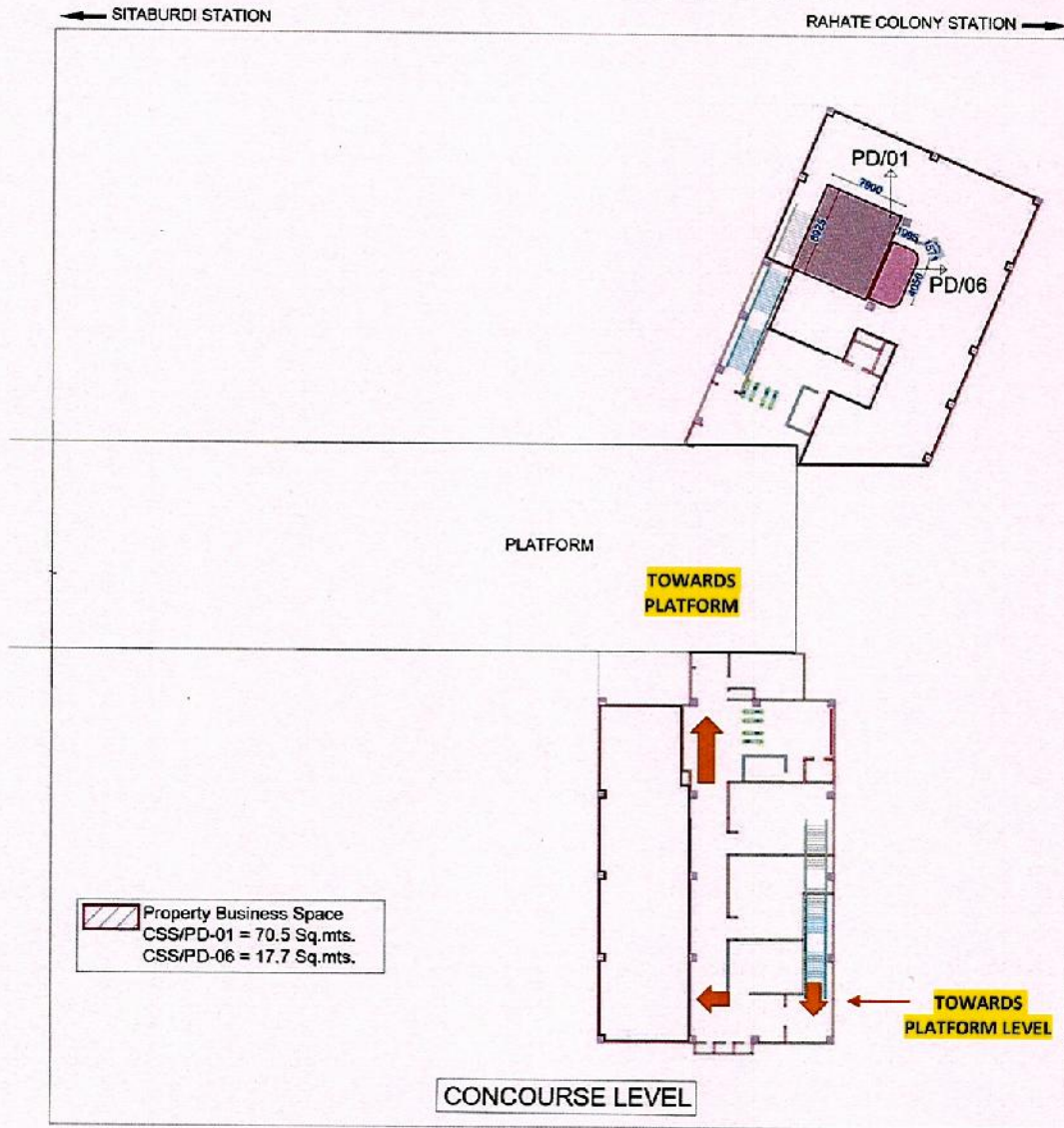
FRONT VIEW



TOP VIEW

CONGRESS NAGAR METRO STATION

ANNEXURE 2



MAIN ENTRANCE OF CONGRESS NAGAR METRO STATION

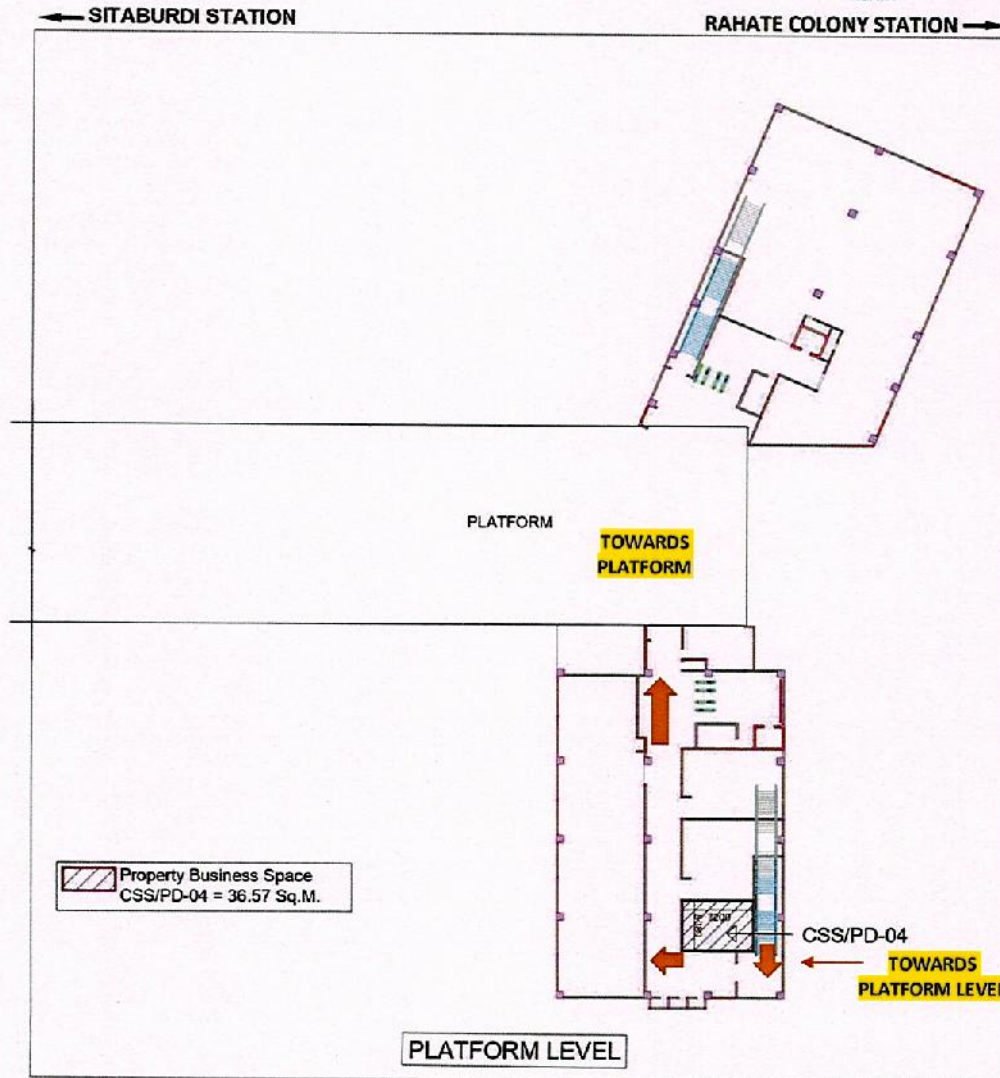


TOP VIEW

CONGRESS NAGAR METRO STATION



ANNEXURE 2



MAIN ENTRANCE OF CONGRESS NAGAR METRO STATION



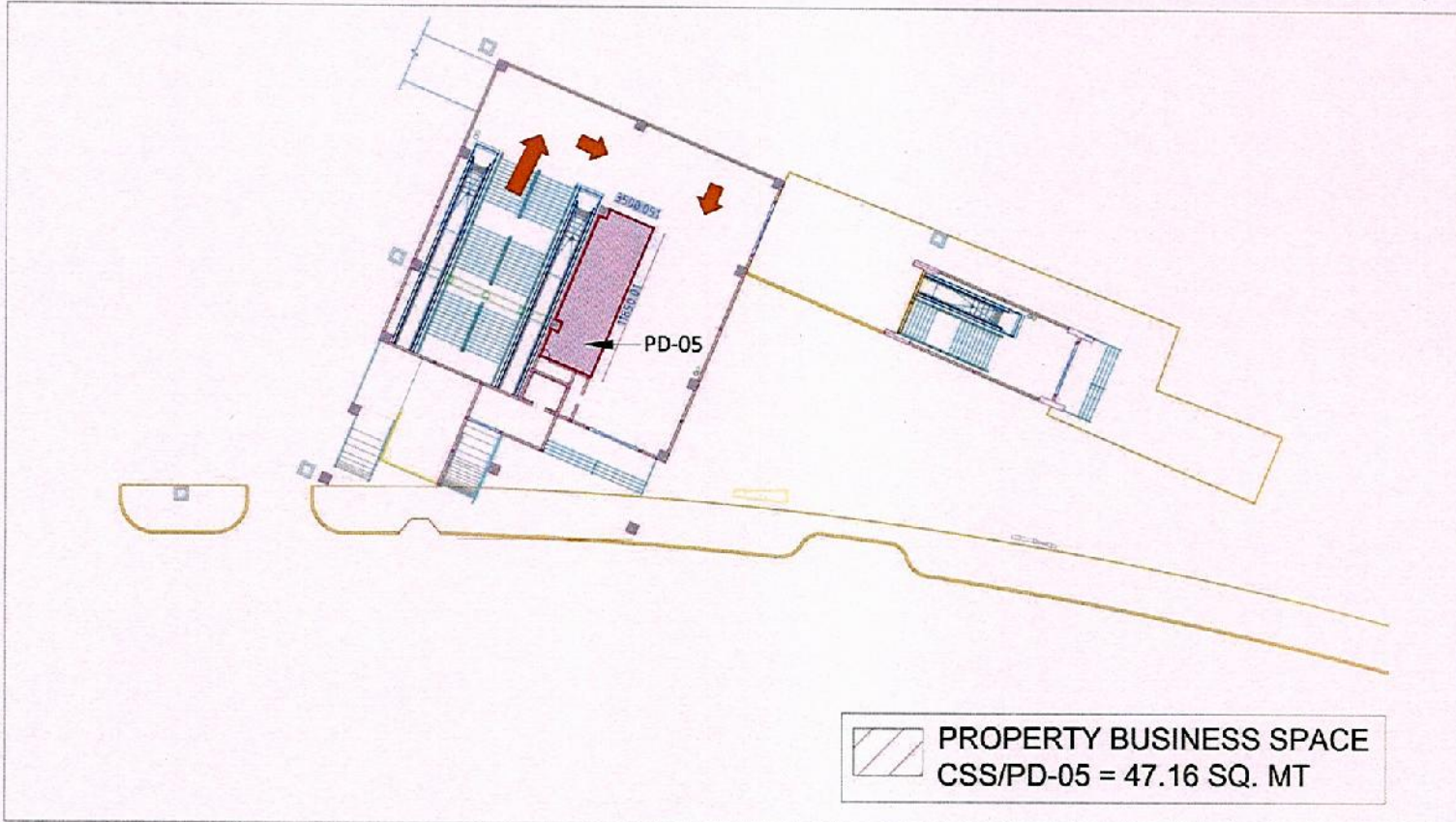
TOP VIEW

CONGRESS NAGAR METRO STATION

ANNEXURE 2

← TOWARDS SITABURDI METRO STATION

TOWARDS RAHATE COLONY METRO STATION →



ROAD LEVEL PLAN



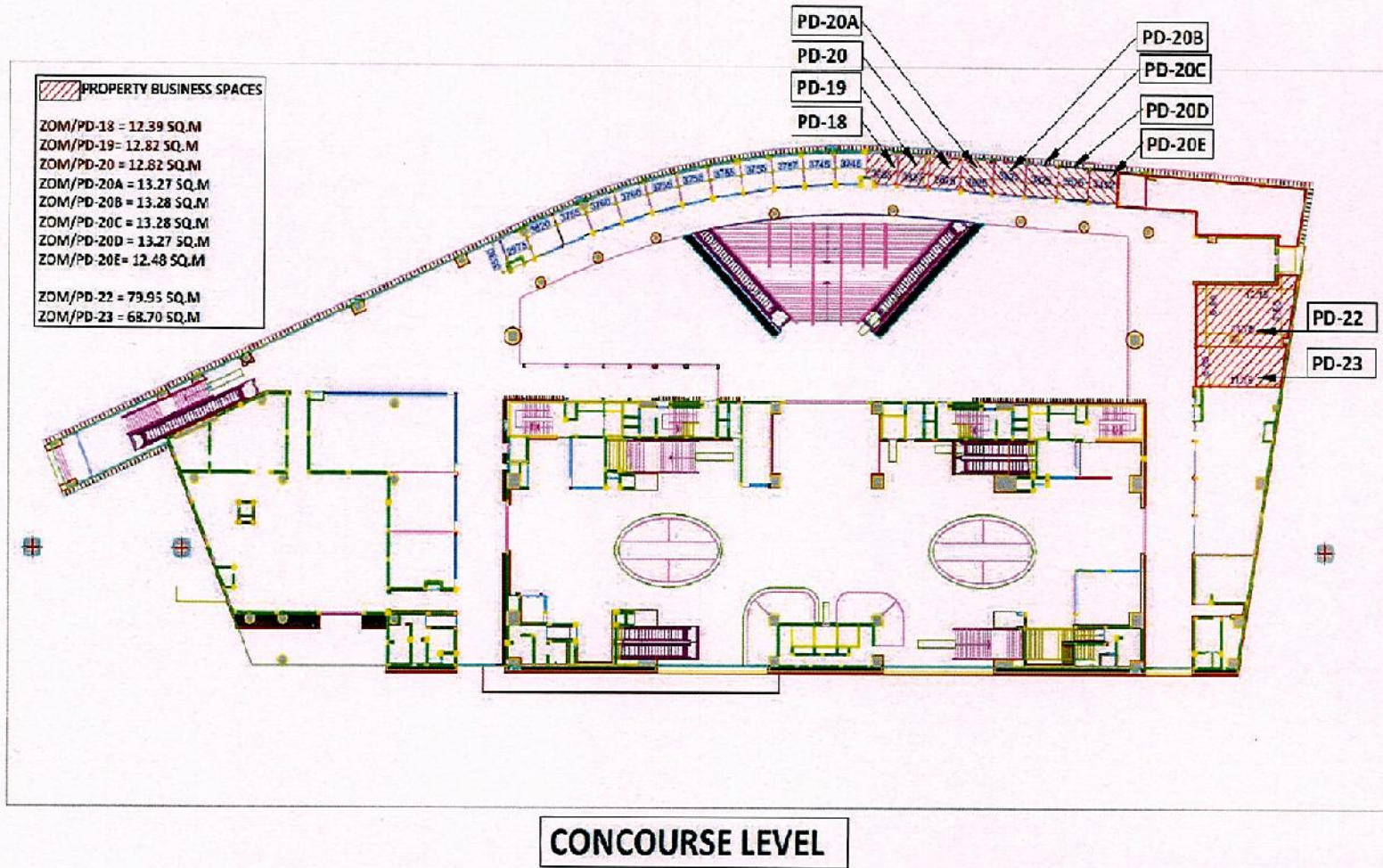
MAIN ENTRANCE OF CONGRESS NAGAR METRO STATION



TOP VIEW

ZEROMILE FREEDOM PARK METRO STATION

Annexure-2



MAIN ENTRANCE OF ZEROMILE FREEDOM PARK METRO STATION



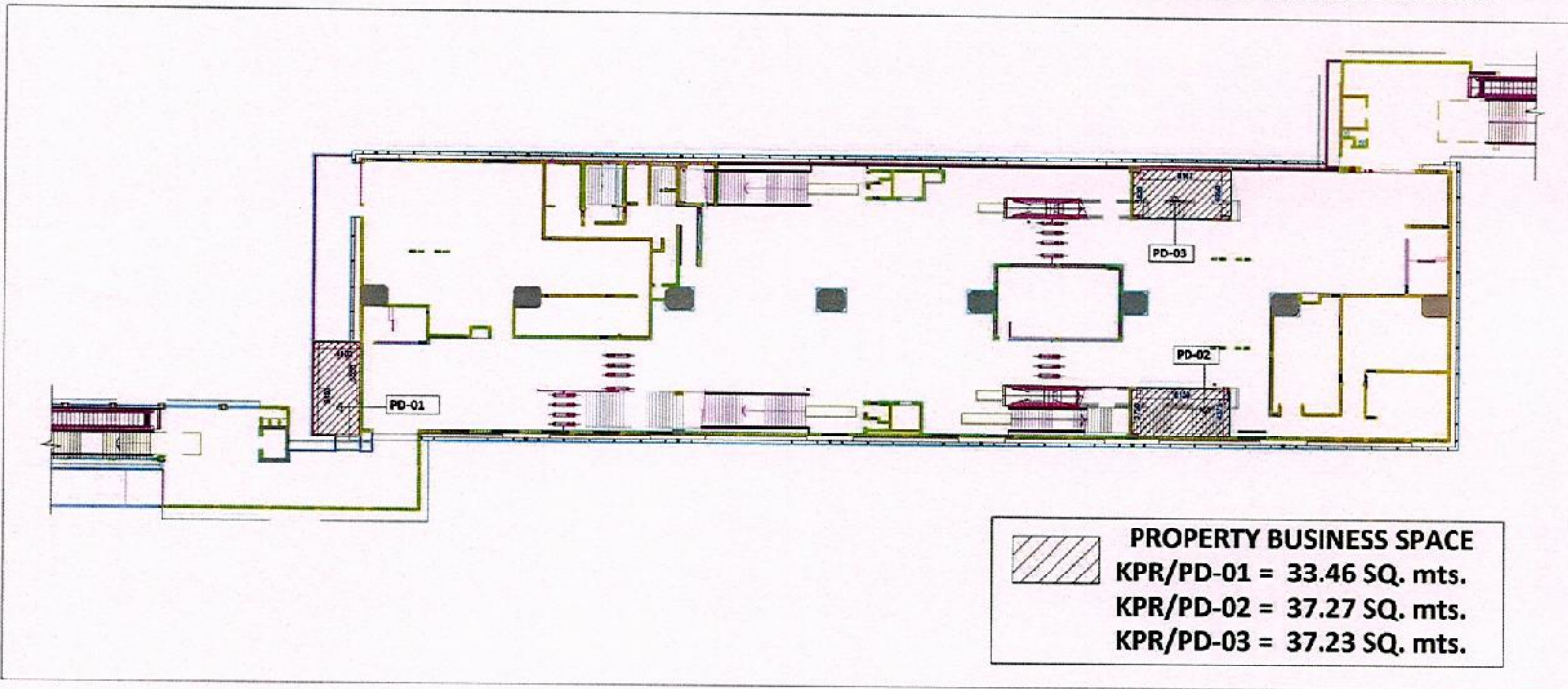
TOP VIEW

KASTURCHAND PARK METRO STATION

ANNEXURE 2

← TOWARDS AUTOMOTIVE STATION

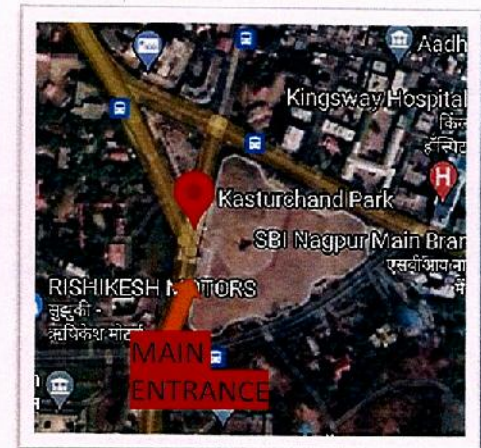
TOWARDS KHAPRI STATION →



CONCOURSE LEVEL



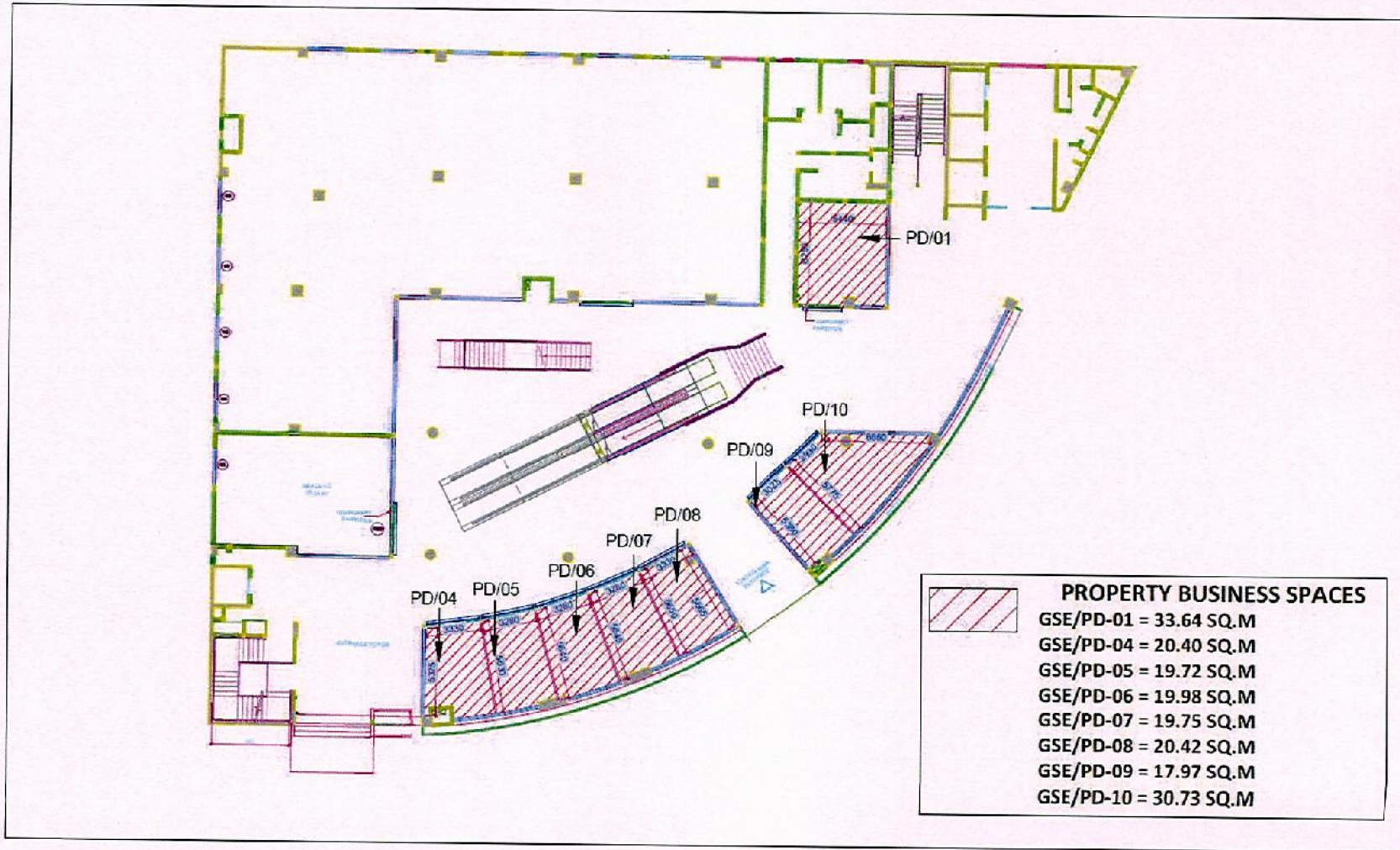
METRO STATION VIEW



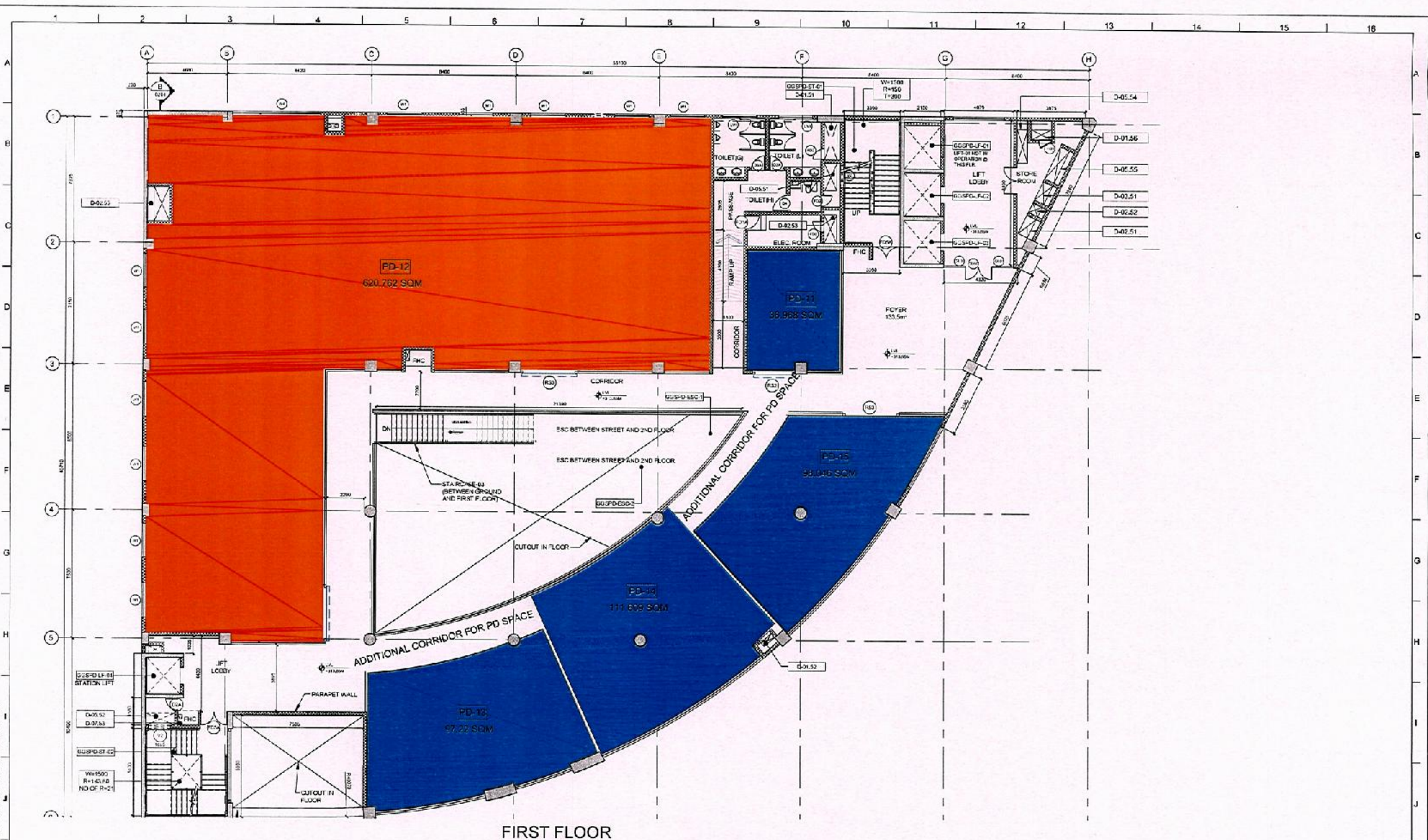
TOP VIEW

GADDIGODAM METRO STATION

Annexure-2



TOP VIEW



FIRST FLOOR

- NOTES:
1. ALL DIMENSIONS ARE IN MM.
 2. ALL DIMENSIONS FROM MEAN SEA LEVEL UNLESS OTHERWISE INDICATED.
 3. DIMENSIONS ARE NOT TO BE SCALED. ONLY WRITTEN DIMENSIONS SHALL BE FOLLOWED.
 4. ALL DIMENSIONS ARE INDICATED AND ARE SUBJECT TO CHANGE DURING FINAL WORKS.
 5. LINE DIMENSIONS FROM CENTER TO CENTER OF COLUMN.

THE RESPONSIBILITY OF CONTROL, CHECK & VERIFICATION OF ACCURACY, CORRECTNESS, COMPLETENESS, INTEGRATION & FULL COMPLIANCE OF THE CONTRACT PROVISIONS IN RESPECT OF DESIGN, ANALYSIS AND DRAWINGS RESTS WITH THE DETAILED DESIGN CONSULTANT / DETAILED DESIGN CONSULTANT & CONTRACTOR. IT IS CERTIFIED THAT THERE IS NO CHANGE IN THE DESIGN FROM THE ALREADY APPROVED TO THE ISSUED DRAWING.

THIS DRAWING INCLUDING ITS DESIGN AND DETAILING HAS BEEN PROOF CHECKED INDEPENDENTLY AND FOUND SUITABLE FOR THE EXECUTION PURPOSE AND IS RECOMMENDED FOR CONSTRUCTION BEING GIVEN NO OBJECTION.

THIS DRAWING INCLUDING ITS DESIGN AND DETAILING HAS BEEN PROOF CHECKED INDEPENDENTLY AND FOUND SUITABLE FOR THE EXECUTION PURPOSE AND IS RECOMMENDED FOR CONSTRUCTION BEING GIVEN NO OBJECTION.

COUNTY: SIGNED BY MAHARASHTRA METRO RAIL CORPORATION LTD.

PROJECT: **NAGPUR METRO RAIL PROJECT**
 Metro House, 28/2, CK Naidu Marg, Anand Nagar,
 Civil Lines, Nagpur - 440 001
 Phone No: 07122554217

DDC / CONTRACTOR				CONTRACTOR / DDC			
SIGN:	SIGN:	SIGN:	SIGN:	SIGN:	SIGN:	SIGN:	SIGN:
DATE: 02.20.24	DATE: 02.20.24	DATE: 02.20.24	DATE: 02.20.24	DATE: 02.20.24	DATE: 02.20.24	DATE: 02.20.24	DATE: 02.20.24
NAME: VA	NAME: SA	NAME: AL	NAME: SA	NAME: SA	NAME: SA	NAME: SA	NAME: SA
DRAWN BY:	DESIGN BY:	CHECKED BY:	A-PROVED BY:	ACCEPTED BY:	NAME:	NAME:	NAME:

consortium of enia, mahendra raj & workpace
 enia: 77/5, Vileparle
 mahendra raj: 402N
 workpace: 402N
 ADD: MAHARASHTRA METRO RAIL CORPORATION
 INTEGRAL DESIGN

PROOF CONSULTANT		GENERAL CONSULTANT TO NMRRP	
SIGN:	SIGN:	SIGN:	SIGN:
DATE:	DATE:	DATE:	DATE:
NAME:	NAME:	NAME:	NAME:

SYSTRA-AECOM-EGIS-RITES
 Church House, Above SBI Bank,
 First floor, Civil Lines Nagpur - 440001

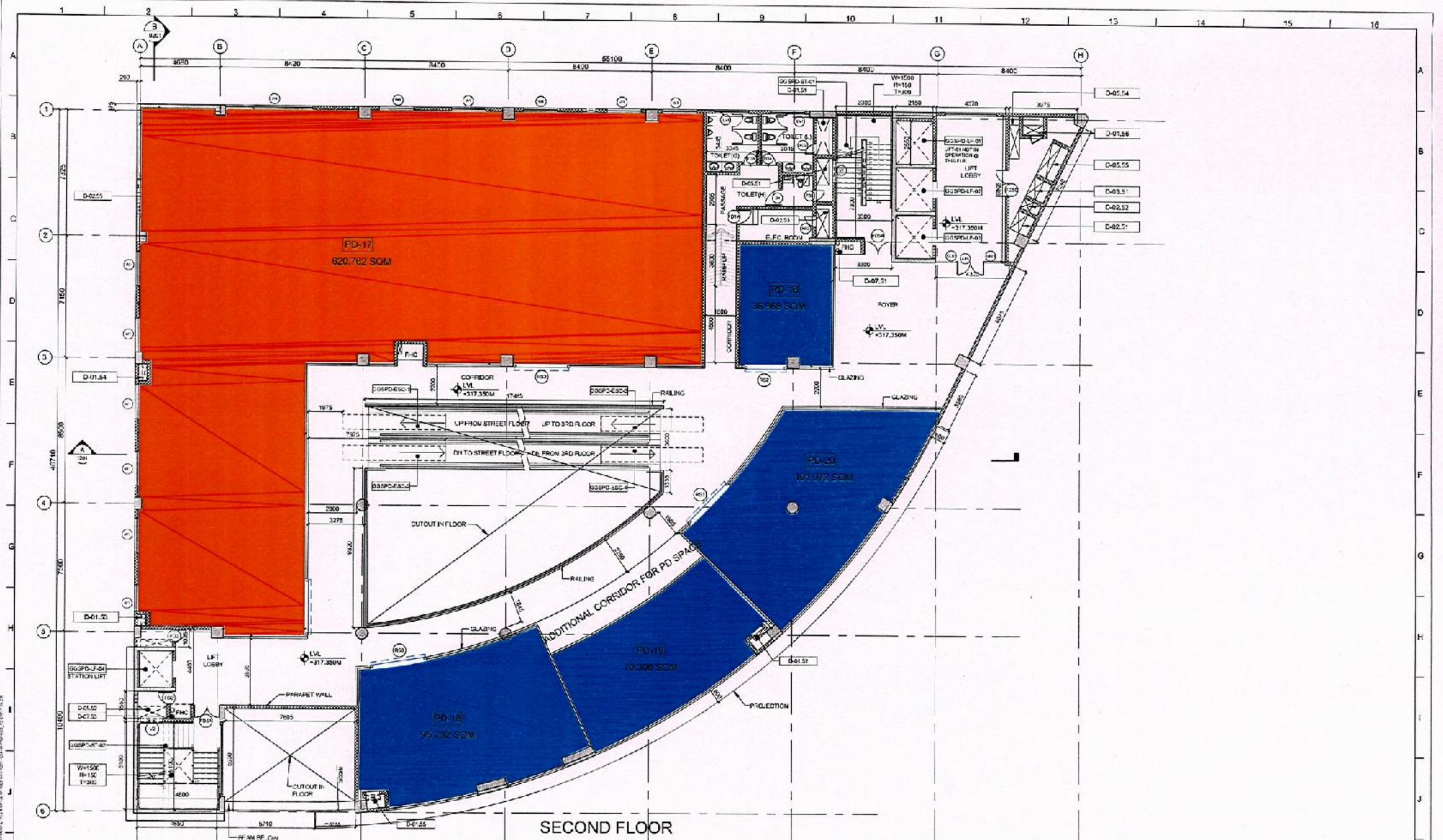
CLIENT: MAHARASHTRA METRO RAIL CORPORATION LTD.
 LOCATION:
 TITLE:

SCALE: DATE: STATUS:
 DRG NO: R2D01-ENI-AR-PRM-GGS_PD-DRP-1105

REV. NO.	DATE	DESCRIPTION	SIGN
001	15.01.23	FIRST ISSUE (AS PER)	



ARCHITECTURE



SECOND FLOOR

NOTES:

- ALL DIMENSIONS ARE IN MM
- ALL LEVELS IN METERS FROM MEAN SEA LEVEL UNLESS OTHERWISE MENTIONED
- DIMENSIONS ARE NOT TO BE SCALE PD. ONLY WRITTEN DIMENSIONS SHALL BE FOLLOWED
- ALL DIMENSIONS ARE INDICATIVE AND ARE SUBJECT TO CHANGE DURING DETAILED DESIGN
- GRID DIMENSIONS SHOULD CORRELATE TO CENTER OF COLUMN

REV. NO.	DATE	DESCRIPTION	SIGN.
001	15.01.20	FIRST ISSUE AS GAD	

THE RESPONSIBILITY OF CONTROL, CHECK & VERIFICATION OF ACCURACY, CORRECTNESS, COMPLETENESS, INTEGRATION & FULL COMPLIANCE OF THE CONTRACT PROVIDED IN RESPECT OF DESIGN, ANALYSIS AND DRAWINGS REMAINS WITH THE DETAILED DESIGN CONSULTANT / DETAILED DESIGN CONSULTANT & CONTRACTOR. IT IS NOT TO BE TAKEN AS AN ENDORSEMENT BY THE ARCHITECT UNLESS OTHERWISE APPROVED ON DATE _____

DDC / CONTRACTOR				CONTRACTOR / DDC			
SIGN.	SIGN.	SIGN.	SIGN.	SIGN.	SIGN.	SIGN.	SIGN.
DATE: 22.08.20	DATE: 22.08.20	DATE: 09.02.20	DATE: 09.02.20	DATE:	DATE:	DATE:	DATE:
NAME: JA	NAME: AJ	NAME: AJ	NAME: SH	NAME:	NAME:	NAME:	NAME:
DRAWN BY:	DESIGN BY:	CHECKED BY:	APPROVED BY:	PROOF CHECKED BY:	GENERAL CONSULTANT TO NMRP:	PROOF CHECKED BY:	GENERAL CONSULTANT TO NMRP:

consortium of enia, mahendra raj & workpace

enia: 1005, Marolli, New Delhi, India
 Tel: +91 8879 89 008
 mahendra: 1005, Marolli, New Delhi, India
 Tel: +91 8879 89 008
 workpace: 1005, Marolli, New Delhi, India
 Tel: +91 8879 89 008

THIS DRAWING INCLUDING ITS DESIGN AND DETAILING HAS BEEN PROOF CHECKED INDEPENDENTLY AND FOUND SUITABLE FOR THE EXECUTION PURPOSE AND IS RECOMMENDED FOR GFC. NO OBJECTION.

THIS DRAWING INCLUDING ITS DESIGN AND DETAILING HAS BEEN PROOF CHECKED INDEPENDENTLY AND FOUND SUITABLE FOR THE EXECUTION PURPOSE AND IS RECOMMENDED FOR GFC. NO OBJECTION.

PROOF CONSULTANT		GENERAL CONSULTANT TO NMRP	
SIGN.	SIGN.	SIGN.	SIGN.
DATE:	DATE:	DATE:	DATE:
NAME:	NAME:	NAME:	NAME:

SYSTRA-AECOM-EGIS-RITES
 Church House, Above SBI Bank,
 First floor, Civil Lines Nagpur-440001

COUNTER SIGNED BY: MAHARASHTRA METRO RAIL CORPORATION LTD.

PROJECT: **NAGPUR METRO RAIL PROJECT**
 Metro House, 28/2, Ch. Na. Marg, Arundh Nagar,
 Civil Lines, Nagpur - 440 001
 Phone No: 07122354217

CLIENT: MAHARASHTRA METRO RAIL CORPORATION LTD.

LOCATION:

TITLE:

SCALE: **DATE:** **STATUS:**

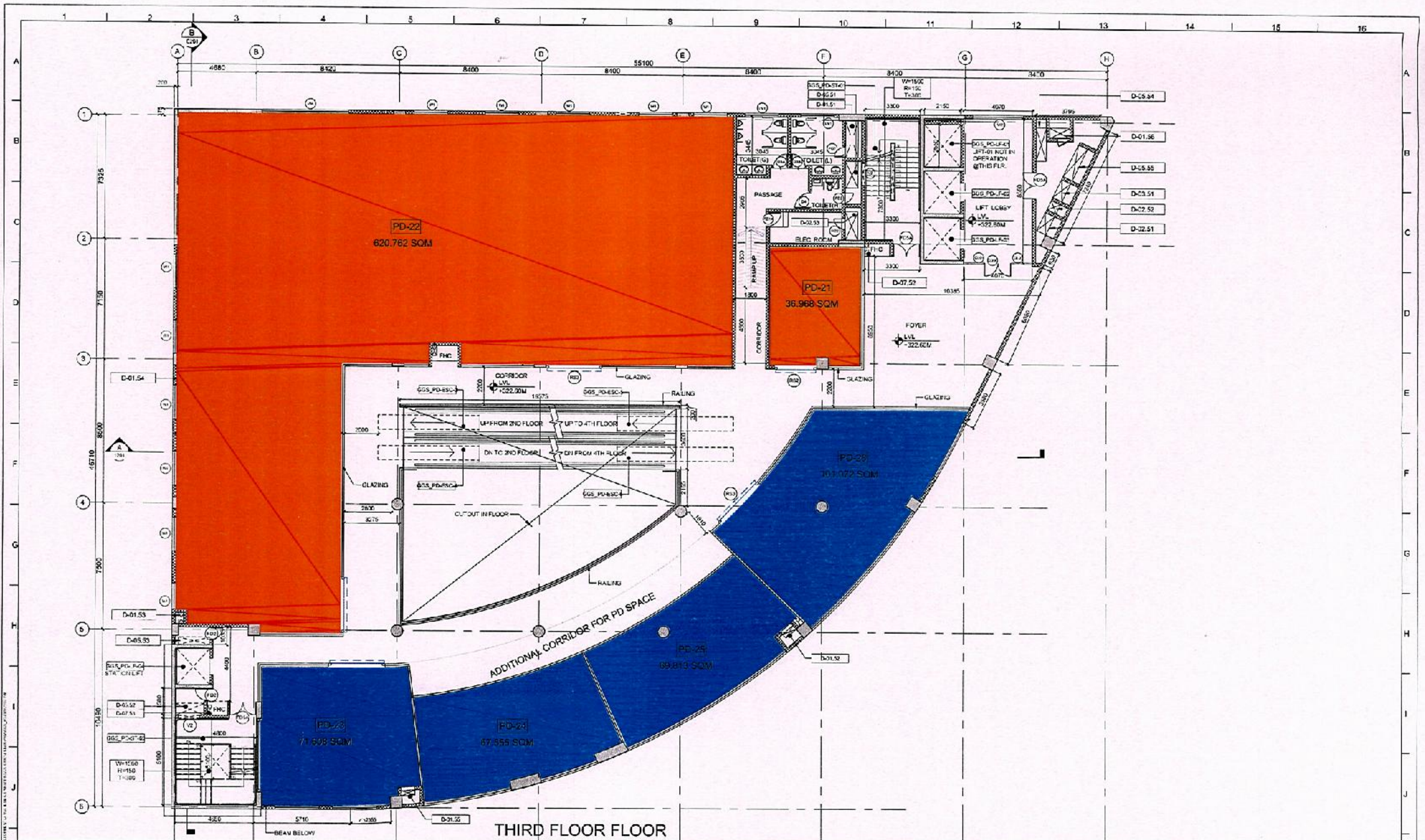
DRG NO: R2D01-ENI-AR-PRM-GGS_PD-DRP-1106

REVISION NO:

ARCHITECTURE

NAGPUR METRO

ARCHITECTURE



THIRD FLOOR FLOOR

- NOTES:
1. ALL DIMENSIONS ARE IN MM
 2. ALL LEVELS BY MEANS FROM MEAN SEA LEVEL UNLESS OTHERWISE MENTIONED
 3. DIMENSIONS ARE NOT TO BE SCALE UP, ONLY WRITTEN DIMENSIONS SHALL BE FOLLOWED
 4. ALL DIMENSIONS ARE INDICATIVE AND ARE SUBJECT TO CHANGE DURING DETAILED DESIGN
 5. GRID DIMENSIONS FROM CENTER TO CENTER OF COLUMN

THE RESPONSIBILITY OF CONTROL CHECK A VERIFICATION OF ACCURACY, CORRECTNESS, COMPLETENESS, INTEGRATION & FULL COMPLIANCE OF THE CONTRACT PROVISIONS IN RESPECT OF DESIGN, ANALYSIS AND DRAWINGS RESTS WITH THE DETAILED DESIGN CONSULTANT / DETAILED DESIGN CONSULTANT & CONTRACTOR. IT IS TO BE NOTED THAT THESE SHALL BE IN ACCORDANCE WITH THE ALREADY APPROVED DRAWINGS. APPROVED BY DATE:

THIS DRAWING INCLUDING ITS DESIGN AND DETAILING HAS BEEN PROOF CHECKED INDEPENDENTLY AND FOUND SUITABLE FOR THE EXECUTION PURPOSE AND IS RECOMMENDED FOR GRC AND CONSTRUCTION.

THIS DRAWING INCLUDING ITS DESIGN AND DETAILING HAS BEEN PROOF CHECKED, REVIEWED AND FOUND SUITABLE FOR THE EXECUTION PURPOSE AND IS ISSUED AS GOOD FOR CONSTRUCTION BEING GIVEN NO OBJECTION.

CHECKED - SIGNED BY: MAHARASHTRA METRO RAIL CORPORATION LTD.

PROJECT: **NAGPUR METRO RAIL PROJECT**
 Metro House, 23/2, CK Naidu Marg, Anand Nagar, Civil Lines, Nagpur - 440 001
 Phone No: 07122854217

CLIENT: **MAHARASHTRA METRO RAIL CORPORATION LTD.**

LOCATION: _____

TITLE: _____

SCALE: _____ DATE: _____ STATUS: _____ REVISION NO: _____

DDC / CONTRACTOR		CONTRACTOR / DDC	
SIGN: _____	SIGN: _____	SIGN: _____	SIGN: _____
DATE: 02.03.20	DATE: 02.03.20	DATE: 02.03.20	DATE: 02.03.20
NAME: AJ	NAME: AJ	NAME: SH	NAME: _____
DRAWN BY: _____	DESIGN BY: _____	CHECKED BY: _____	APPROVED BY: _____

consortium of ania, mahendra raj & worxpace
 110, 112/105, Wamgaol, New Sur, Inda, Nagpur - 440 001
 Tel: +91 967 341000 / +91 9919 629000
 www.ania.com / www.worxpace.com

PROOF CONSULTANT

GENERAL CONSULTANT TO NMRP

PROOF CONSULTANT

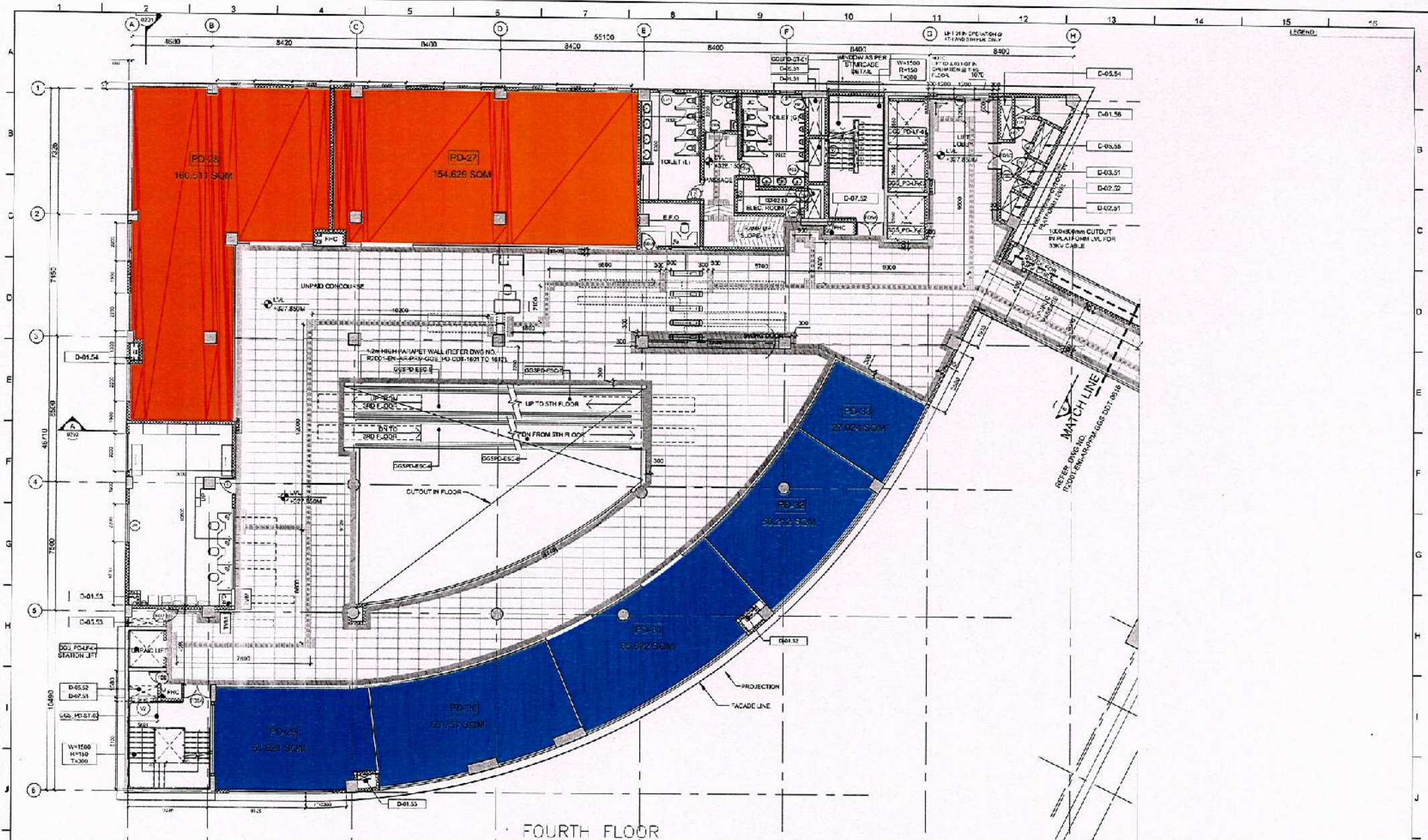
GENERAL CONSULTANT TO NMRP

SYSTRA-AECOM-EGIS-RITES
 Church House, Above SB Bank, First floor, Civil Lines Nagpur - 440001

REV NO	DATE	DESCRIPTION	SIGN
B01	5.01.20	FINAL ISSUE	



ARCHITECTURE



FOURTH FLOOR

NOTES

- ALL DIMENSIONS ARE IN MM.
- ALL LEVELS IN METERS FROM MEAN SEA LEVEL UNLESS OTHERWISE MENTIONED.
- DIMENSIONS ARE NOT TO BE SCALED. ONLY WRITTEN DIMENSIONS SHALL BE FOLLOWED.
- ALL DIMENSIONS ARE INDICATIVE AND ARE SUBJECT TO CHANGE DURING DETAILED DESIGN.
- GRC DIMENSIONS FROM CENTER TO CENTER OF COLUMN.

REVNO	DATE	DESCRIPTION	DRN
802	14.06.23	REVISED AS PER COMMENTS	
803	26.11.24	REVISED AS PER COMMENTS	

THE RESPONSIBILITY OF CONTROL, CHECK & VERIFICATION OF ACCURACY, CORRECTNESS, COMPLETENESS, INTEGRATION & FULL COMPLIANCE OF THE CONTRACT PROVISIONS IN RESPECT OF DESIGN, ANALYSIS AND DRAWINGS RESTS WITH THE DETAILED DESIGN CONSULTANT / PRELIMINARY DESIGN CONSULTANT & CONTRACTOR. IT IS NOT TO BE RELIED UPON IN THE DESIGN OR AS A BASIS FOR ANY OTHER DESIGN.

DDC / CONTRACTOR		CONTRACTOR / DDC	
SIGN	SIGN	SIGN	SIGN
DATE	DATE	DATE	DATE
NAME OR	NAME OR	NAME OR	NAME OR
DRAWN BY	DESIGN BY	CHECKED BY	APPROVED BY

Consortium of enia, mahandra raj & workspace

enia 17/25, Pimpri
New 5071, 1800
Tel: +91 5071 021002
www.enia.com
eniamahandra.com

Sub-consultant
ATAK
MANGSOM

THIS DRAWING INCLUDING ITS DESIGN AND DETAILING HAS BEEN PROOF CHECKED/REVIEWED AND FOUND SUITABLE FOR THE EXECUTION PURPOSE AND IS RECOMMENDED FOR CONSTRUCTION/REPAIRS GIVEN NO OBJECTION.

PROOF CONSULTANT		GENERAL CONSULTANT TO NMRP	
SIGN	SIGN	SIGN	SIGN
DATE	DATE	DATE	DATE
NAME OR	NAME OR	NAME OR	NAME OR
DRAWN BY	DESIGN BY	CHECKED BY	APPROVED BY

THIS DRAWING INCLUDING ITS DESIGN AND DETAILING HAS BEEN PROOF CHECKED/REVIEWED AND FOUND SUITABLE FOR THE EXECUTION PURPOSE AND IS RECOMMENDED FOR CONSTRUCTION/REPAIRS GIVEN NO OBJECTION.

COUNTER SIGNED BY
RAHARASHTRA METRO RAIL CORPORATION LTD.

PROJECT: **NAGPUR METRO RAIL PROJECT**
Metro Bhawan, Mezz Lands,
Opp. Ambedkar College, Nagpur - 440010
Maharashtra, India

CLIENT: **MAHARASHTRA METRO RAIL CORPORATION LTD.**

LOCATION:

TITLE:

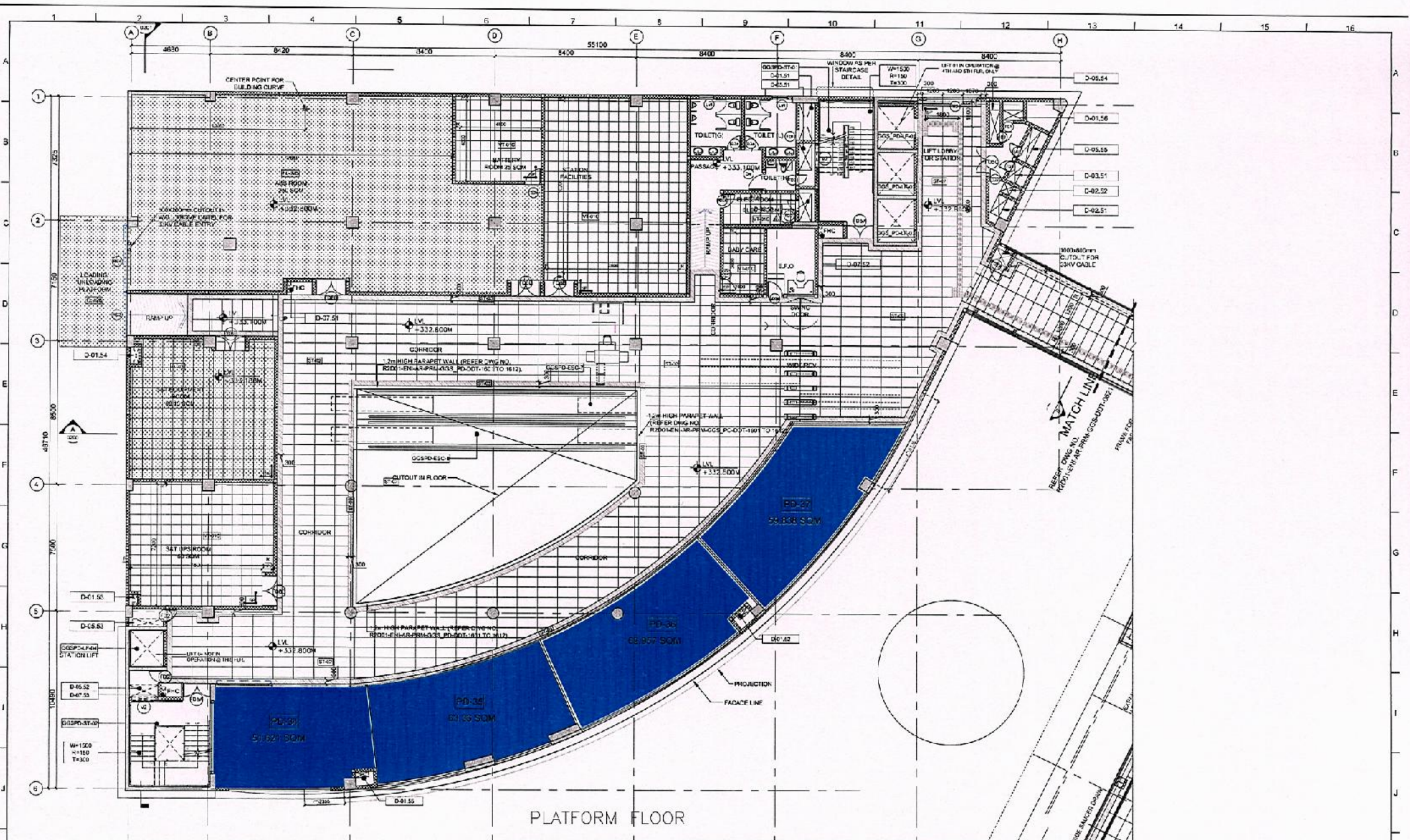
SCALE: DATE STATUS

DRG NO: **R2D01-ENI-AR-PRM-GGS_PD-DDT-0558**

SYSTRA-AECOM-EGIS-RITES
Gc to NMRP, 3rd Floor, 40/6 & 40/7, Bhawan,
Anand Nagar, Fardes, Nagpur - 440010
Maharashtra, India

ARCHITECTURE

100mm



- NOTED:
- ALL DIMENSIONS ARE IN MM.
 - ALL LEVELS IN METERS FROM MEAN SEA LEVEL UNLESS OTHERWISE MENTIONED.
 - DIMENSIONS ARE NOT TO BE SCALED. ONLY WRITTEN DIMENSIONS SHALL BE FOLLOWED.
 - ALL DIMENSIONS ARE INDICATIVE AND ARE SUBJECTED TO CHANGE DURING DETAILED DESIGN.
 - GRID DIMENSIONS FROM CENTER TO CENTER OF COLUMN.

DDC / CONTRACTOR				CONTRACTOR / DDC			
SIGN	SIGN	SIGN	SIGN	SIGN	SIGN	SIGN	SIGN
DATE	DATE	DATE	DATE	DATE	DATE	DATE	DATE
NAME	NAME	NAME	NAME	NAME	NAME	NAME	NAME
DRAWN BY	DESIGN BY	CHECKED BY	APPROVED BY				

consortium of anil, manendra rej & worpace
 +91-20-265, Vashi, Maharashtra
 Tel: 022-265-480
 Fax: +91-20-265-28602 / +91-20-265-28600
 E-MAIL: info@anilrejm.com / anilrejm@anilrejm.com

DDC / CONTRACTOR				CONTRACTOR / DDC			
SIGN	SIGN	SIGN	SIGN	SIGN	SIGN	SIGN	SIGN
DATE	DATE	DATE	DATE	DATE	DATE	DATE	DATE
NAME	NAME	NAME	NAME	NAME	NAME	NAME	NAME
DRAWN BY	DESIGN BY	CHECKED BY	APPROVED BY				

SYSTRACOM CONSULTANTS
 G-10 NMR, 3rd Floor, Uday Bhawan,
 Anand Nagar, Civil Lines, Nagpur - 440001
 Maharashtra, India

COUNTER SIGNED BY: MAHARASHTRA METRO RAIL CORPORATION LTD.

PROJECT: **NAGPUR METRO RAIL PROJECT**
 Metro Bhawan, Muzumdar, Opp. Ambedkar College, Nagpur - 440010, Maharashtra, India

CLIENT: MAHARASHTRA METRO RAIL CORPORATION LTD.

LOCATION:

TITLE:


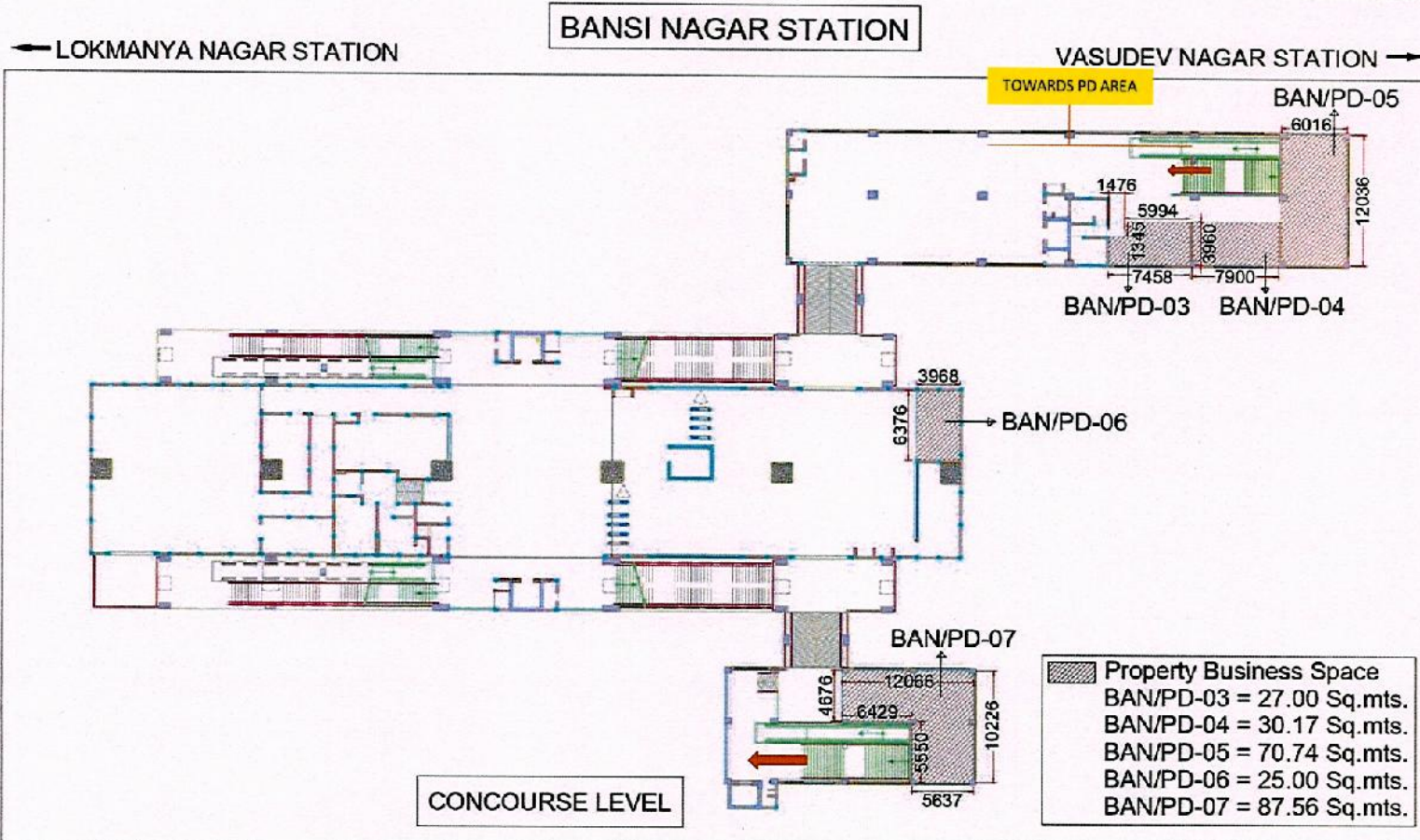
SCALE: DATE STATUS

REVISION NO.

DRG NO: **R2D01-ENI-AR-PRM-GGS_PD-DDT-0559**

ARCHITECTURE

Annexure 2



METRO STATION VIEW

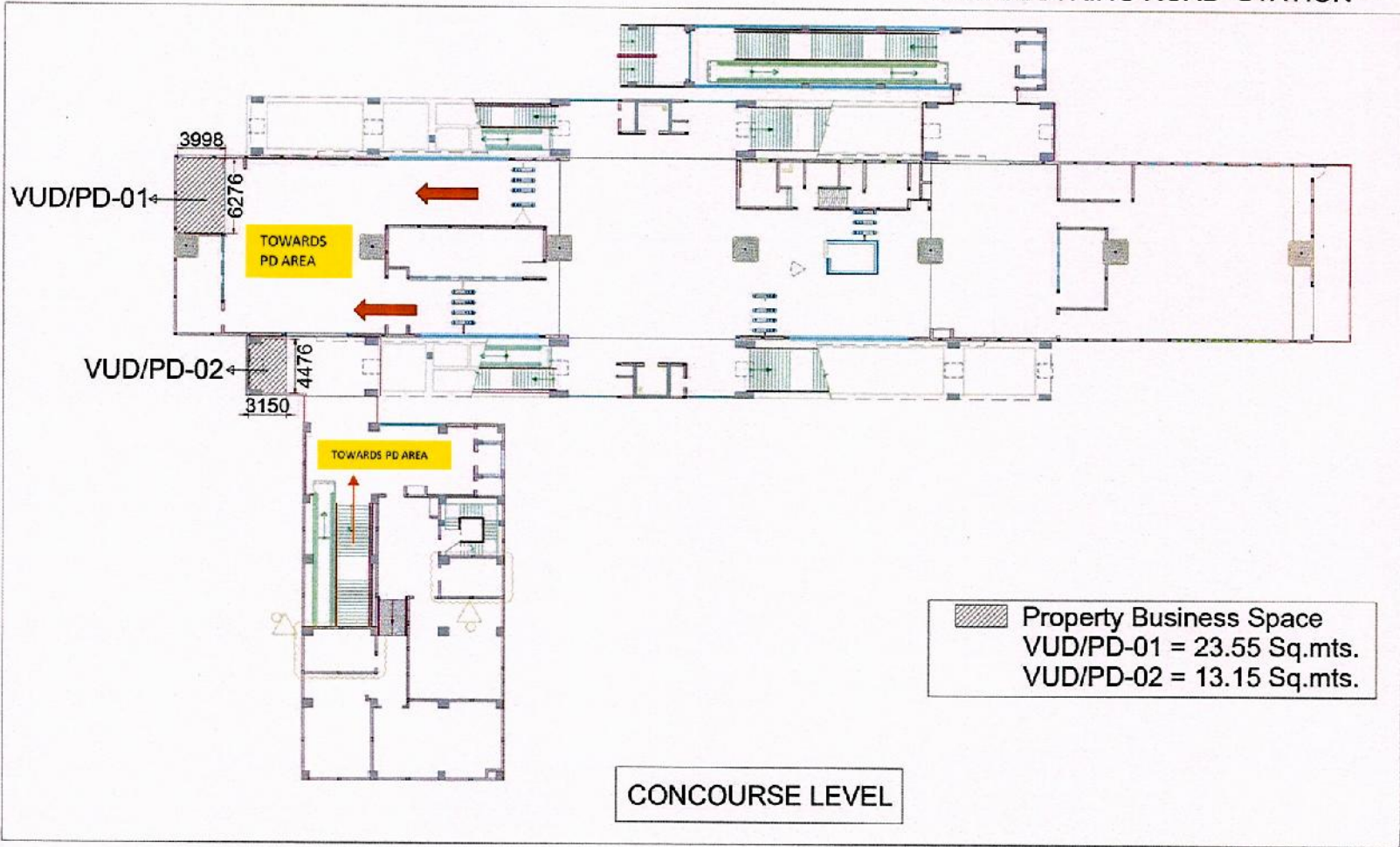


TOP VIEW

VASUDEV NAGAR STATION

← BANSI NAGAR STATION

RACHANA RING ROAD STATION →



METRO STATION VIEW

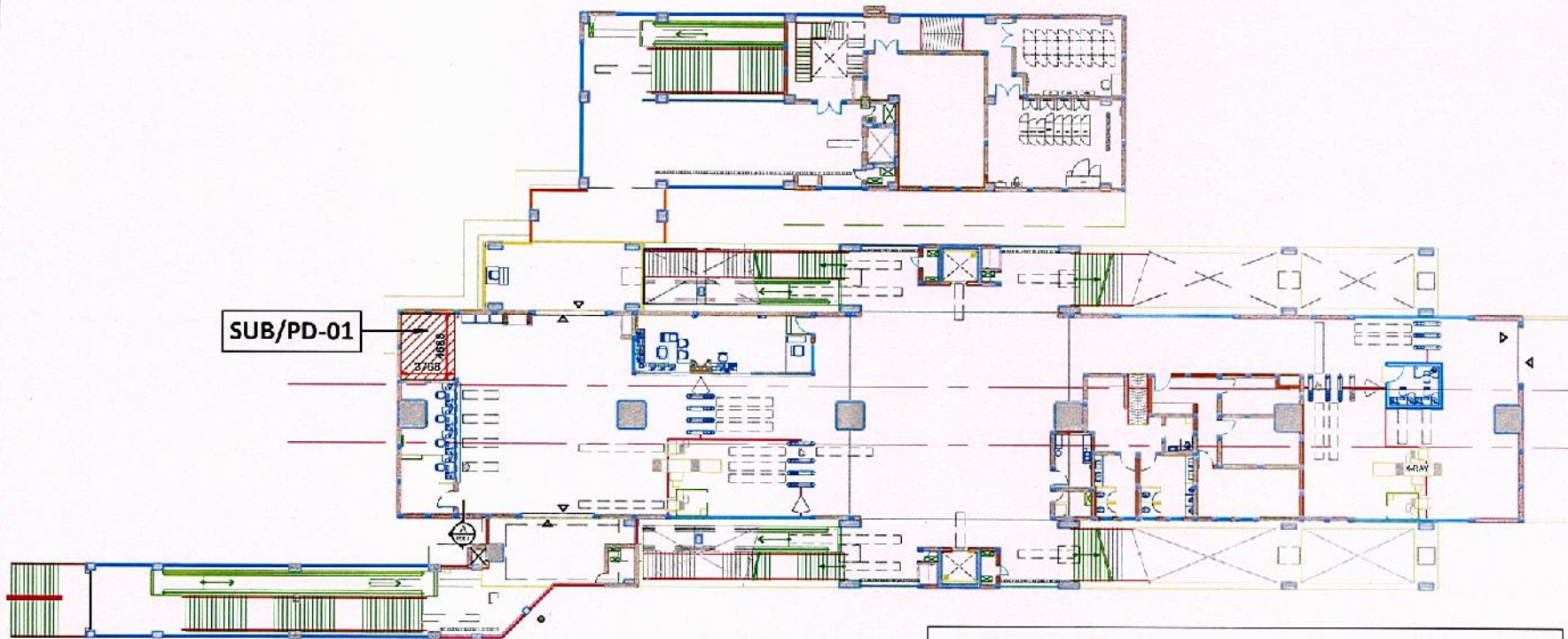


TOP VIEW

Subhash Nagar Metro Station

← Rachna Ring Road

Dharampeth College →



SUB/PD-01



Property Business Space

SUB/PD-01 = 17.68 sq.m.

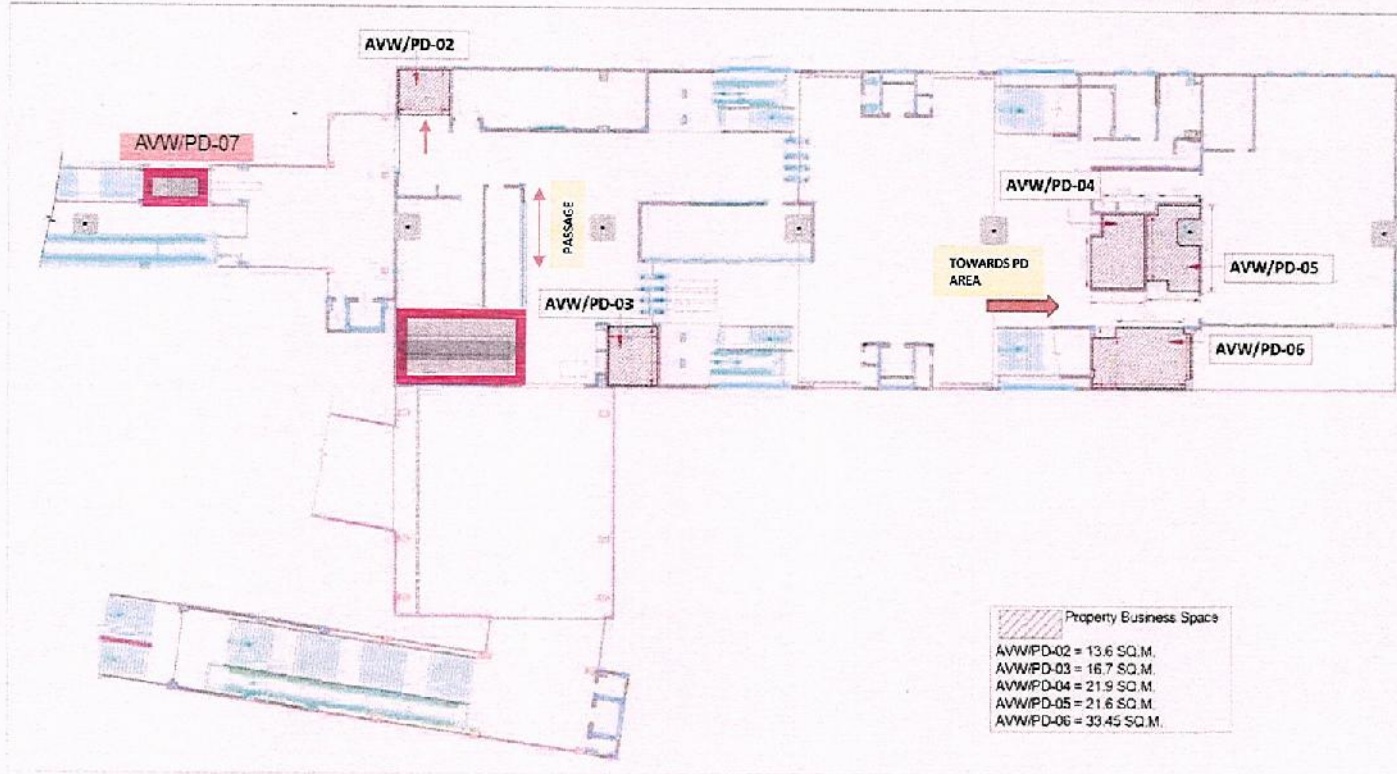
Concourse level

← SUBHASH NAGAR STATION

DHARAMPETH COLLEGE STATION

ANNEXURE 2

LAD CHOWK STATION →



FRONT VIEW



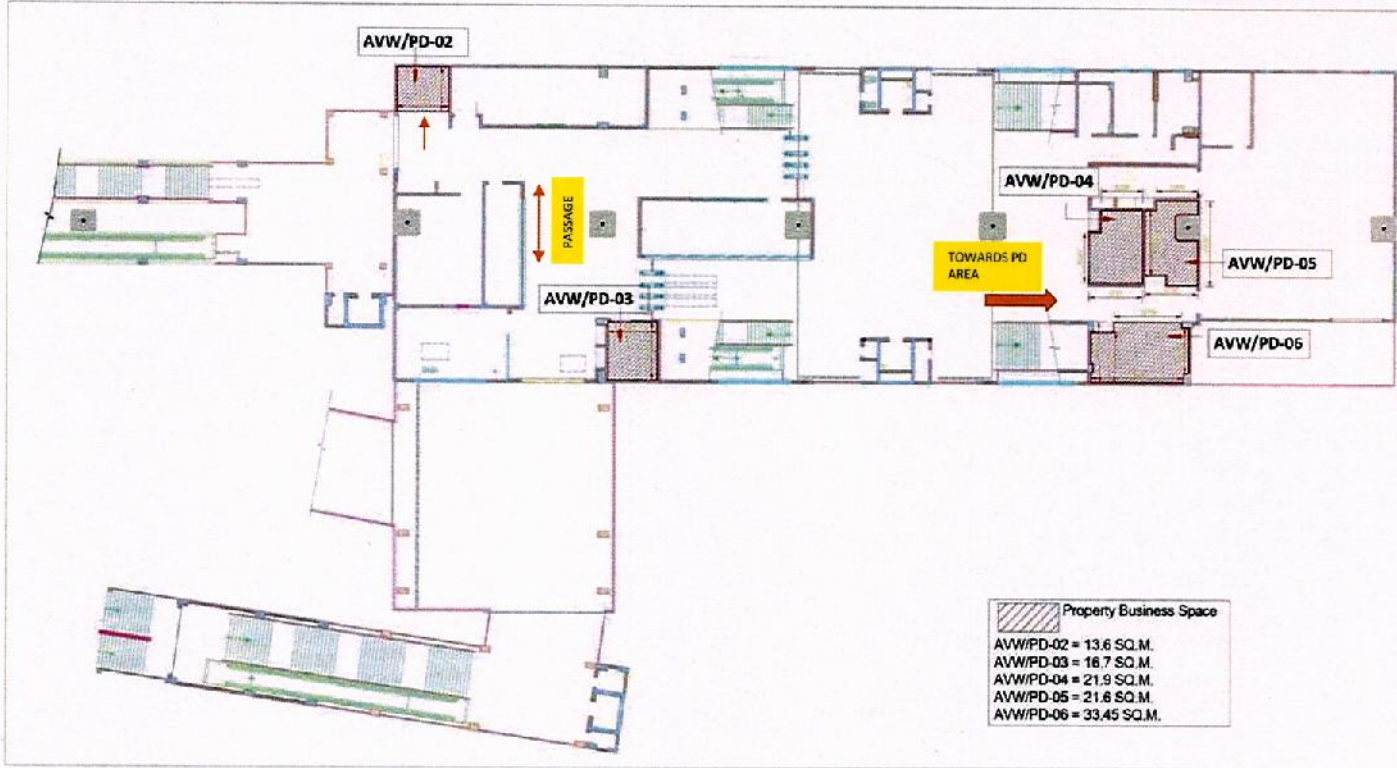
TOP VIEW

DHARAMPETH COLLEGE STATION

← SUBHASH NAGAR STATION

ANNEXURE 2

→ LAD CHOWK STATION



FRONT VIEW

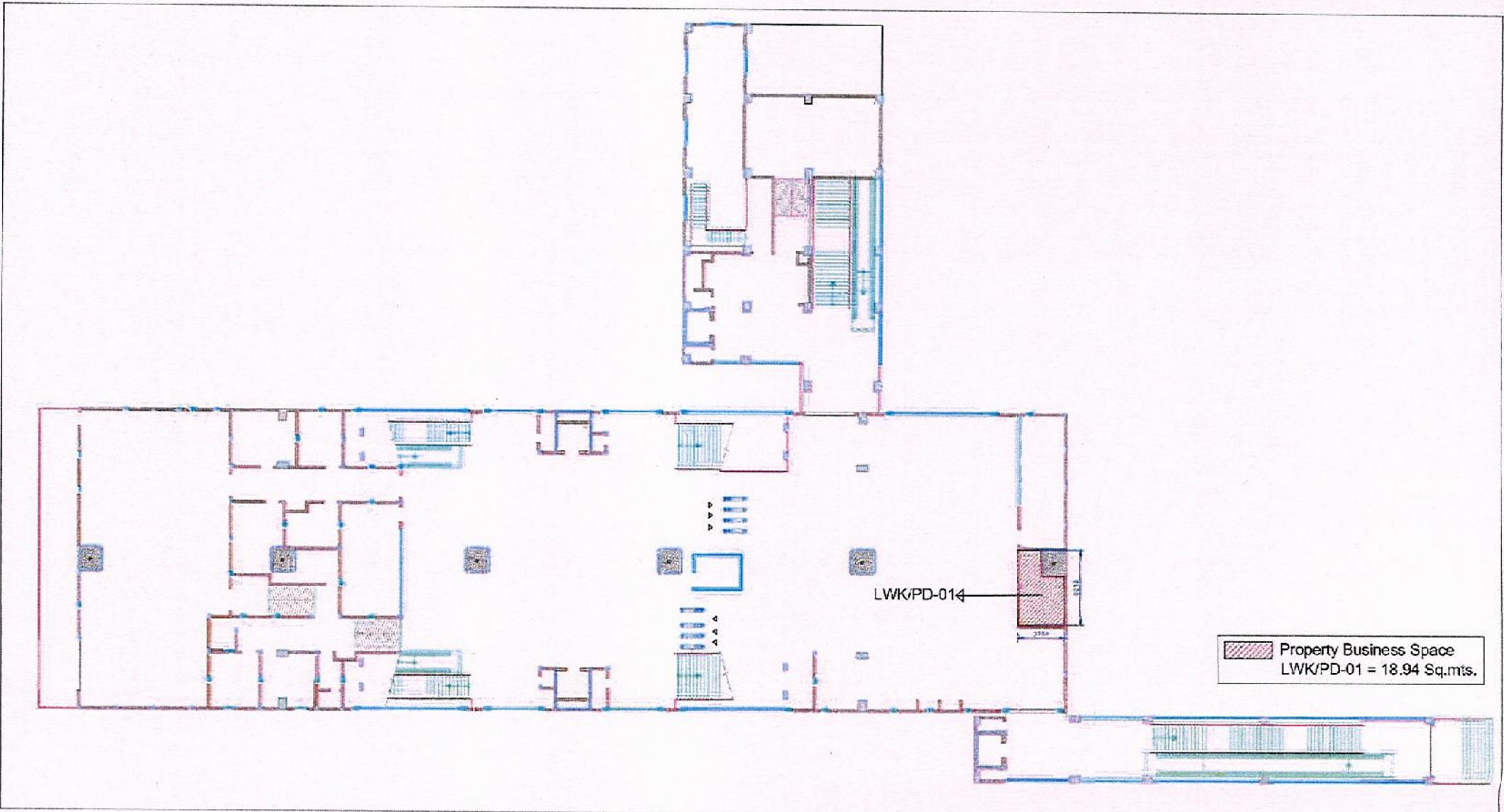


TOP VIEW

LAD CHOWK STATION

← DHARAMPETH STATION

SHANKAR NAGAR STATION →



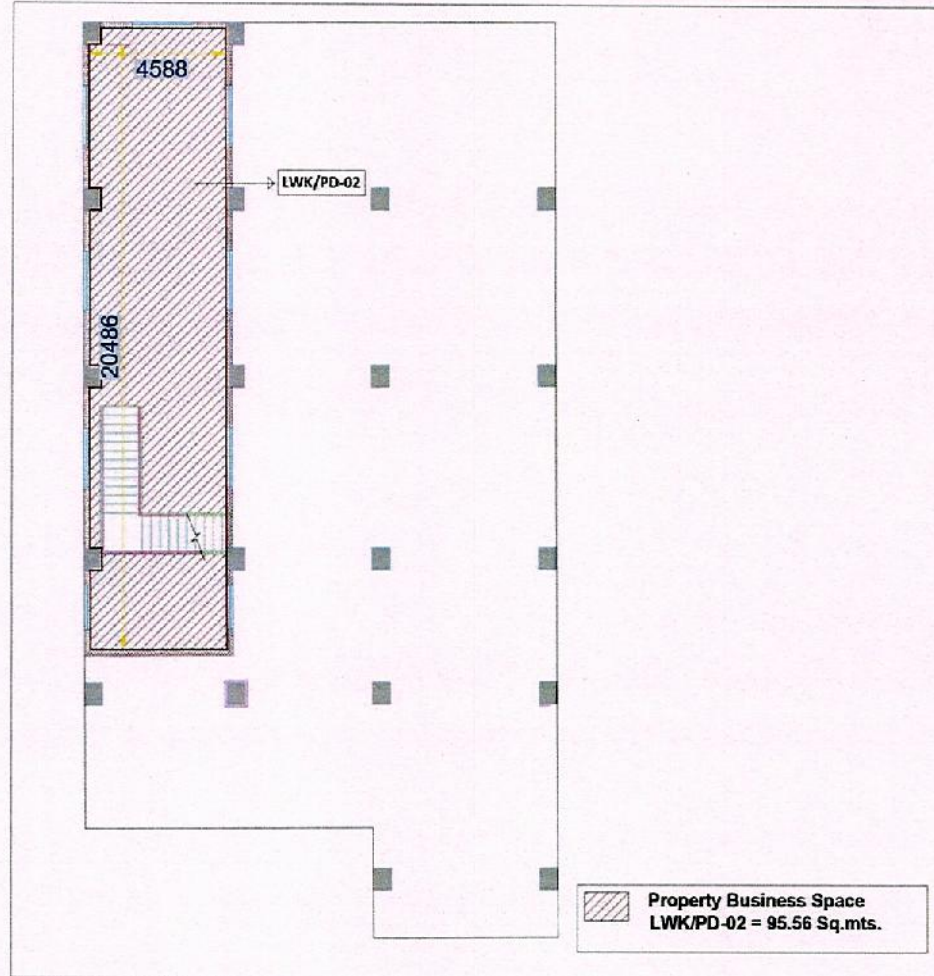
CONCOURSE LEVEL

LAD CHOWK METRO STATION

ANNEXURE 2

← DHARAMPETH STATION

SHANKAR NAGAR STATION →



MEZZANINE LEVEL



FRONT VIEW



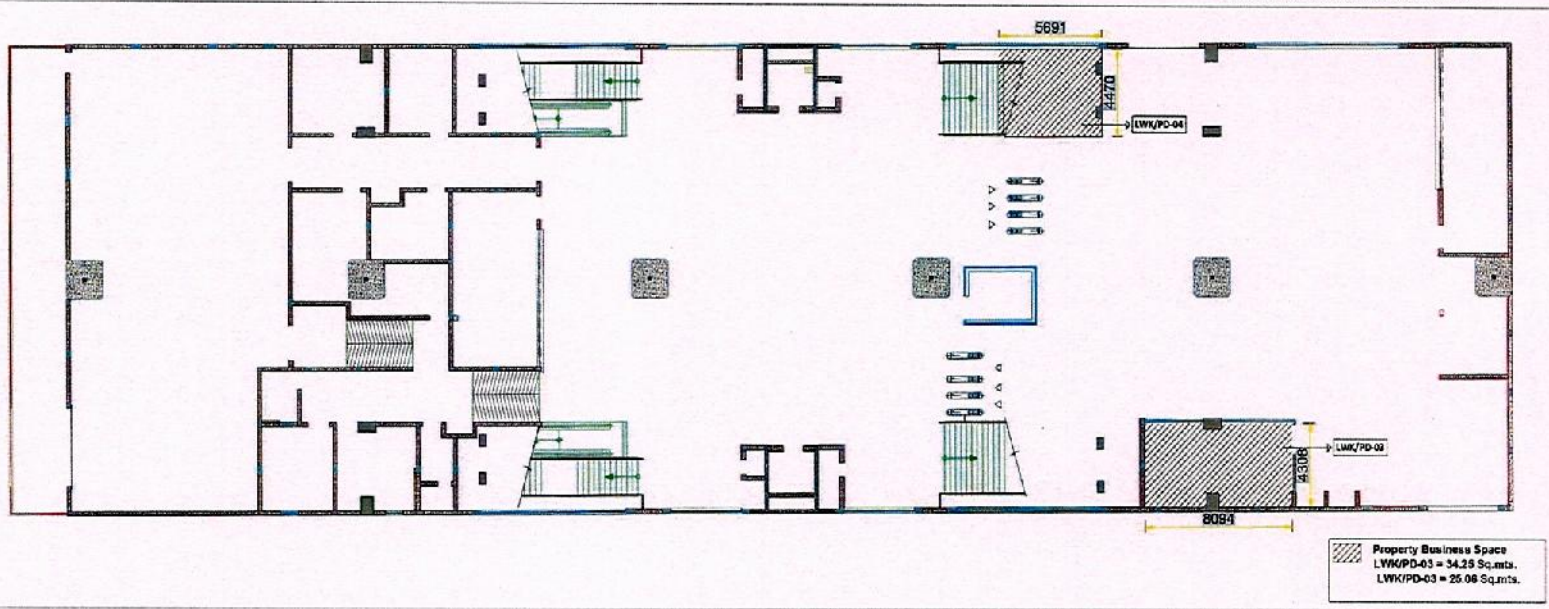
TOP VIEW

LAD CHOWK METRO STATION

ANNEXURE 2

← TOWARDS DHARAMPETH STATION

TOWARDS SHANKAR NAGAR STATION →



CONCOURSE LEVEL



FRONT VIEW

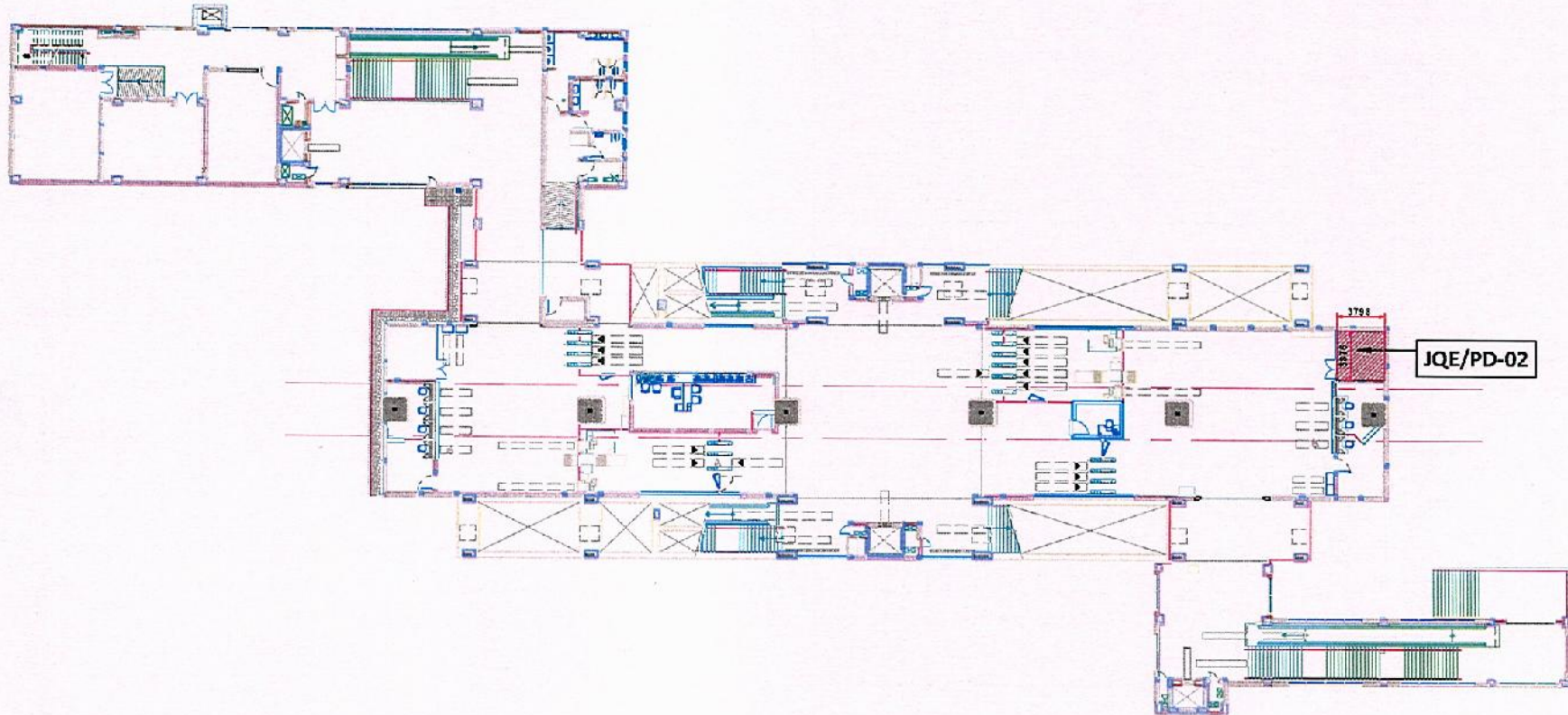


TOP VIEW


Jhansi Rani Square Metro Station

← Institution of Engineers

Sitabuldi Interchange →



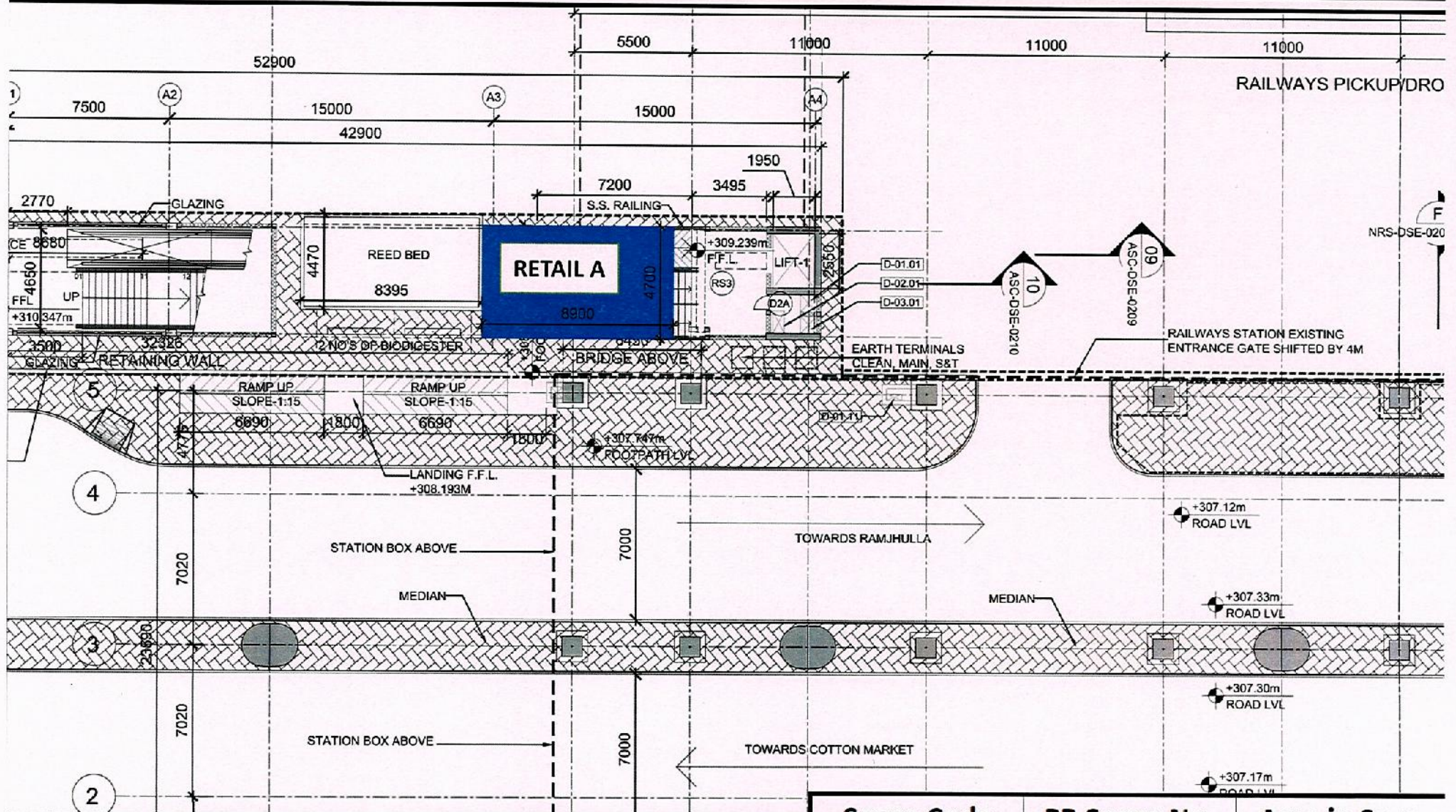
JQE/PD-02

 Property Business Space

JQE/PD-02 = 14.82 sq.m.

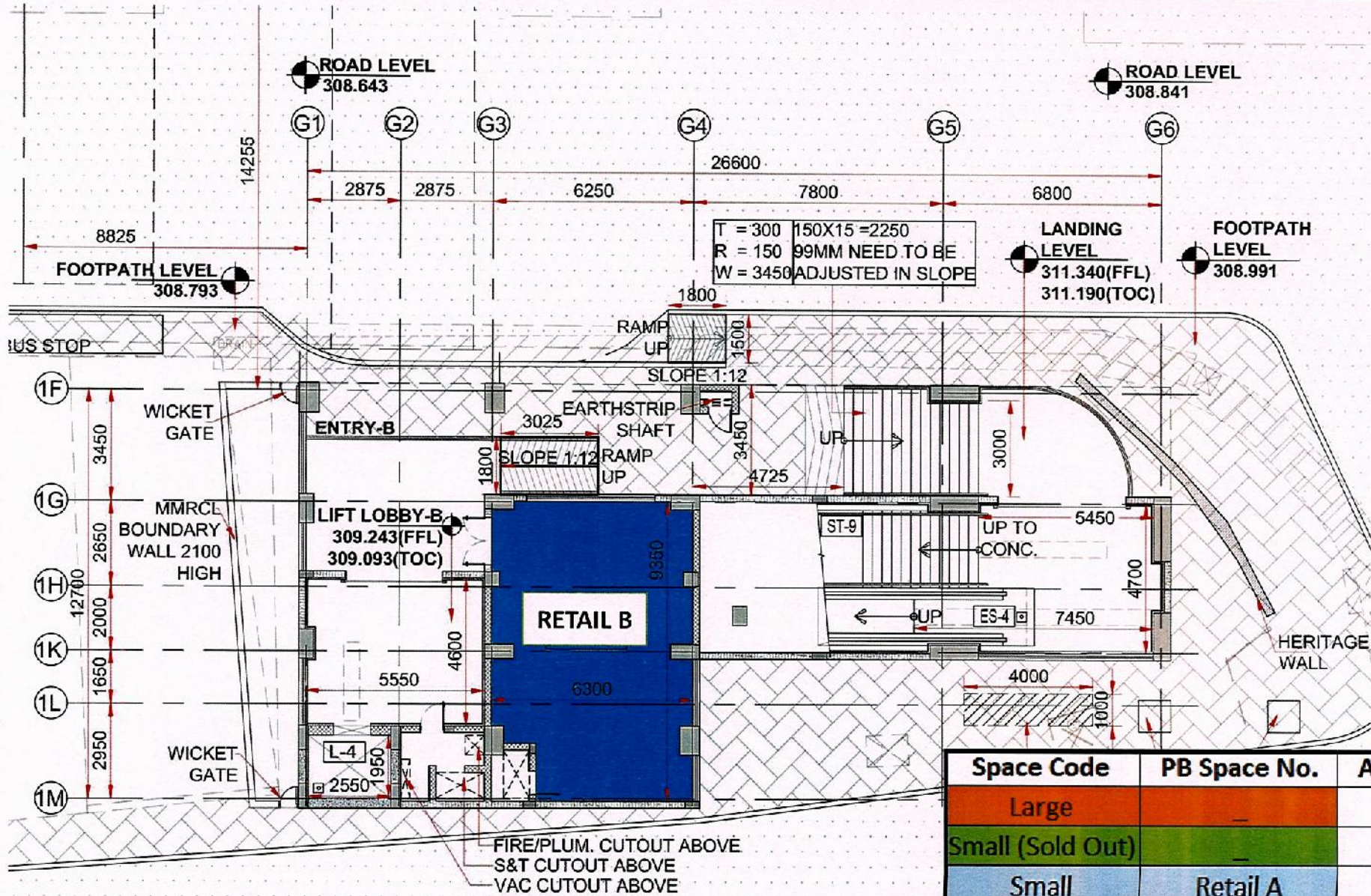
Concourse Level

R4_NAGPUR RAILWAY STATION @ STREET LEVEL



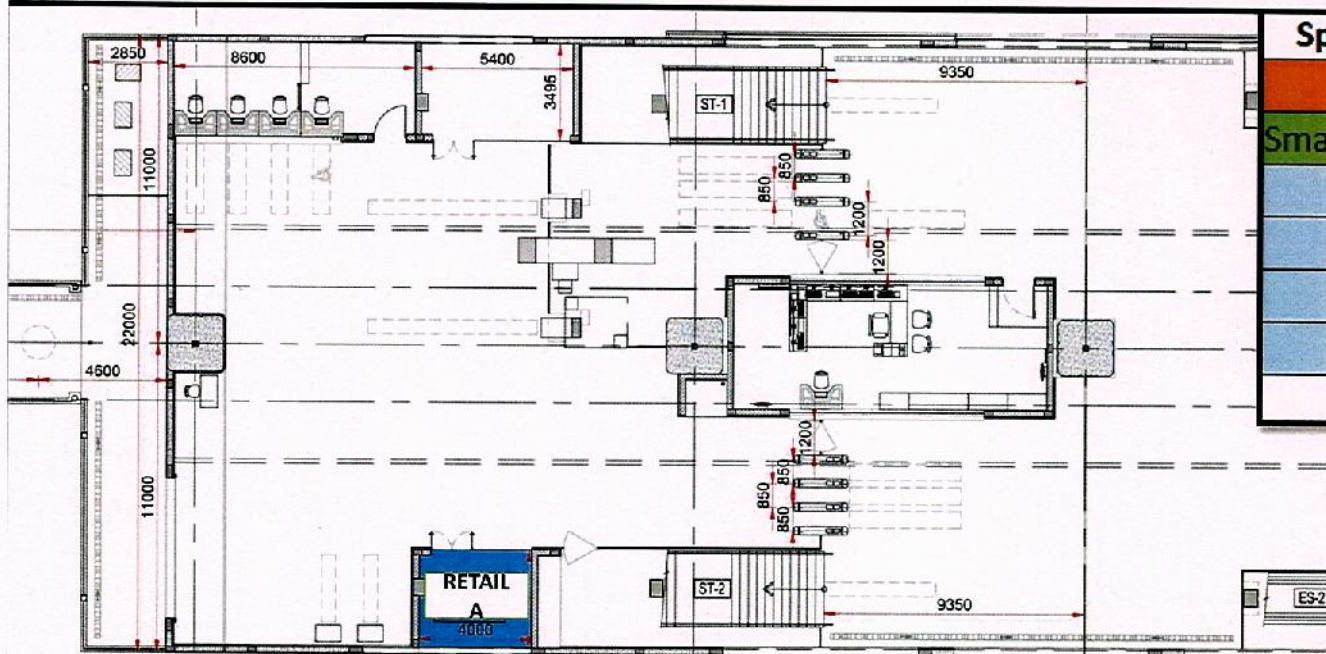
Space Code	PB Space No.	Area in Sq.m
Large	-	
Small (Sold Out)	-	
Small	Retail A	42.2
Total Area		42.2

R4_DOSAR VAISYA CHOWK STATION @ STREET LEVEL



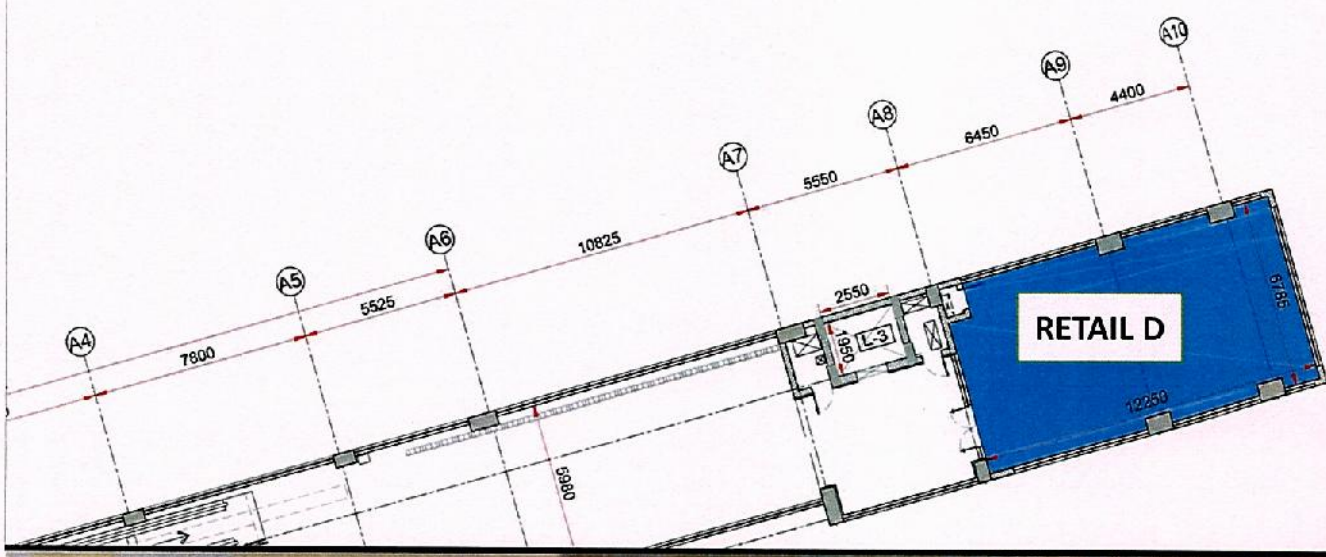
Space Code	PB Space No.	Area in Sq.m
Large	-	
Small (Sold Out)	-	
Small	Retail A	13.98
Small	Retail B	52.356
Small	Retail C	53.824
Small	Retail D	80.69
Total Area		200.85

R4_DOSAR VAISYA CHOWK STATION @ CONCOURSE LEVEL



RETAIL A

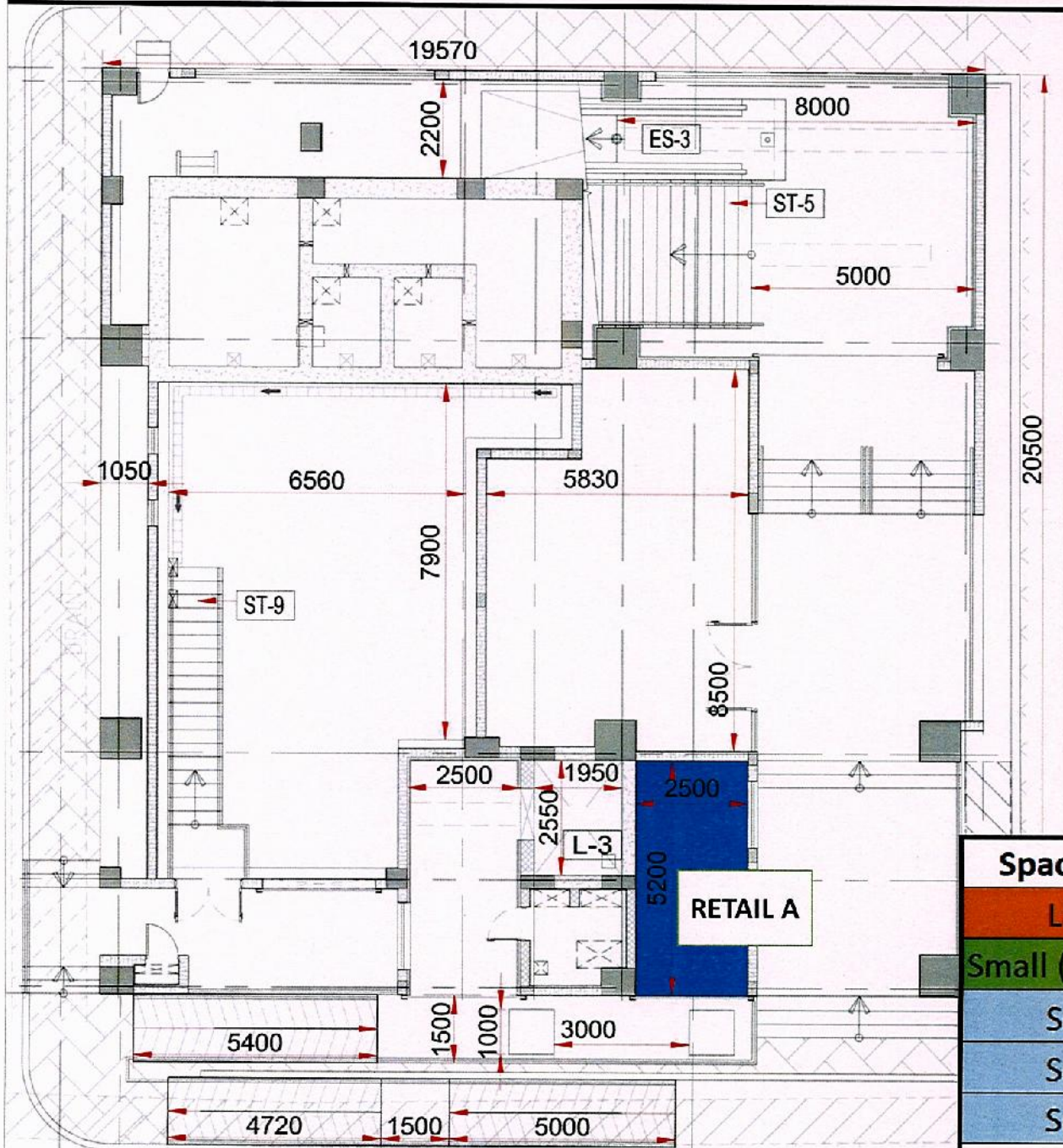
Space Code	PB Space No.	Area in Sq.m
Large	—	
Small (Sold Out)	—	
Small	Retail A	13.98
Small	Retail B	52.356
Small	Retail C	53.824
Small	Retail D	80.69
Total Area		200.85



RETAIL D

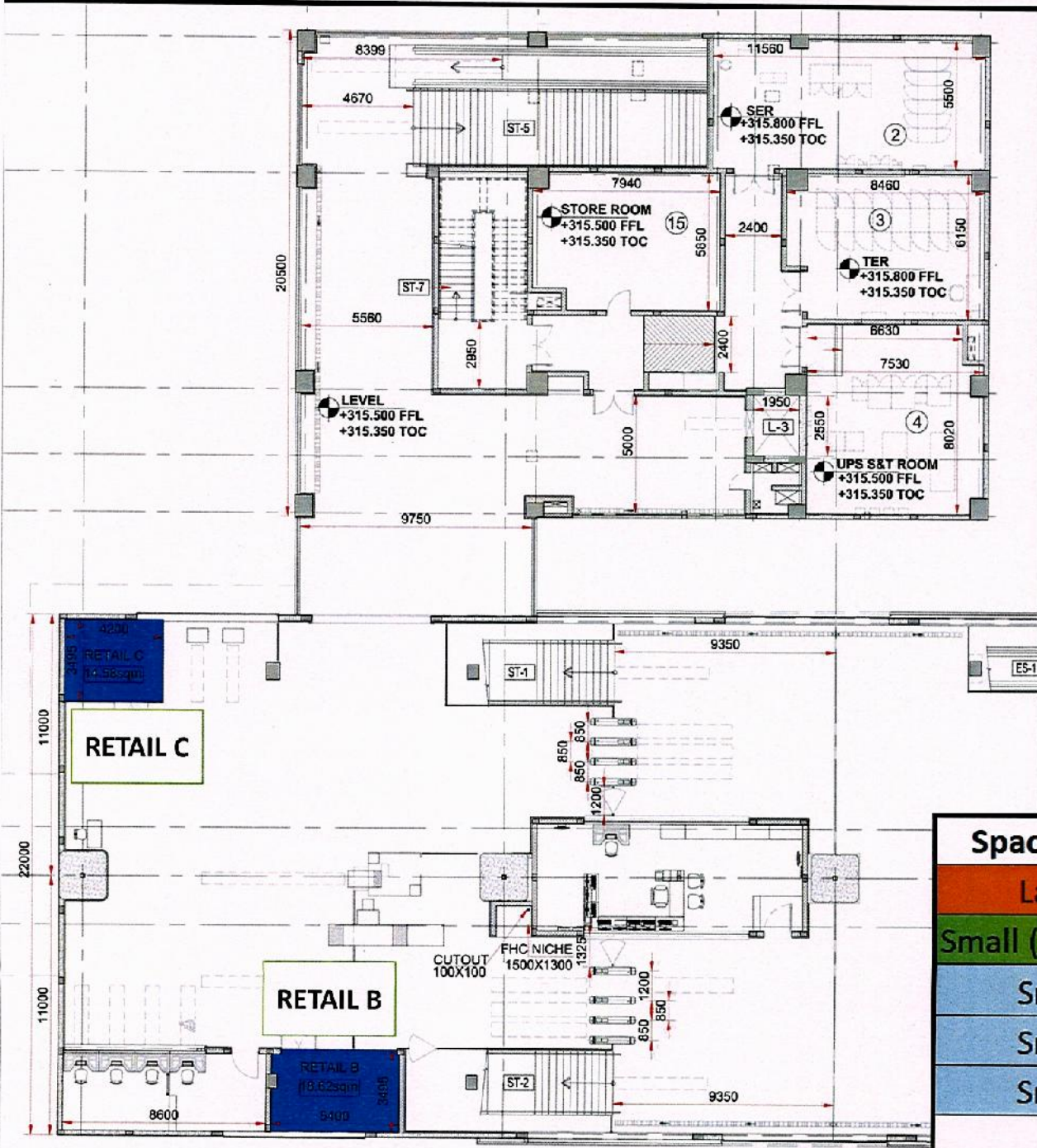
RETAIL C

R4_AGRASEN CHOWK STATION @ STREET LEVEL



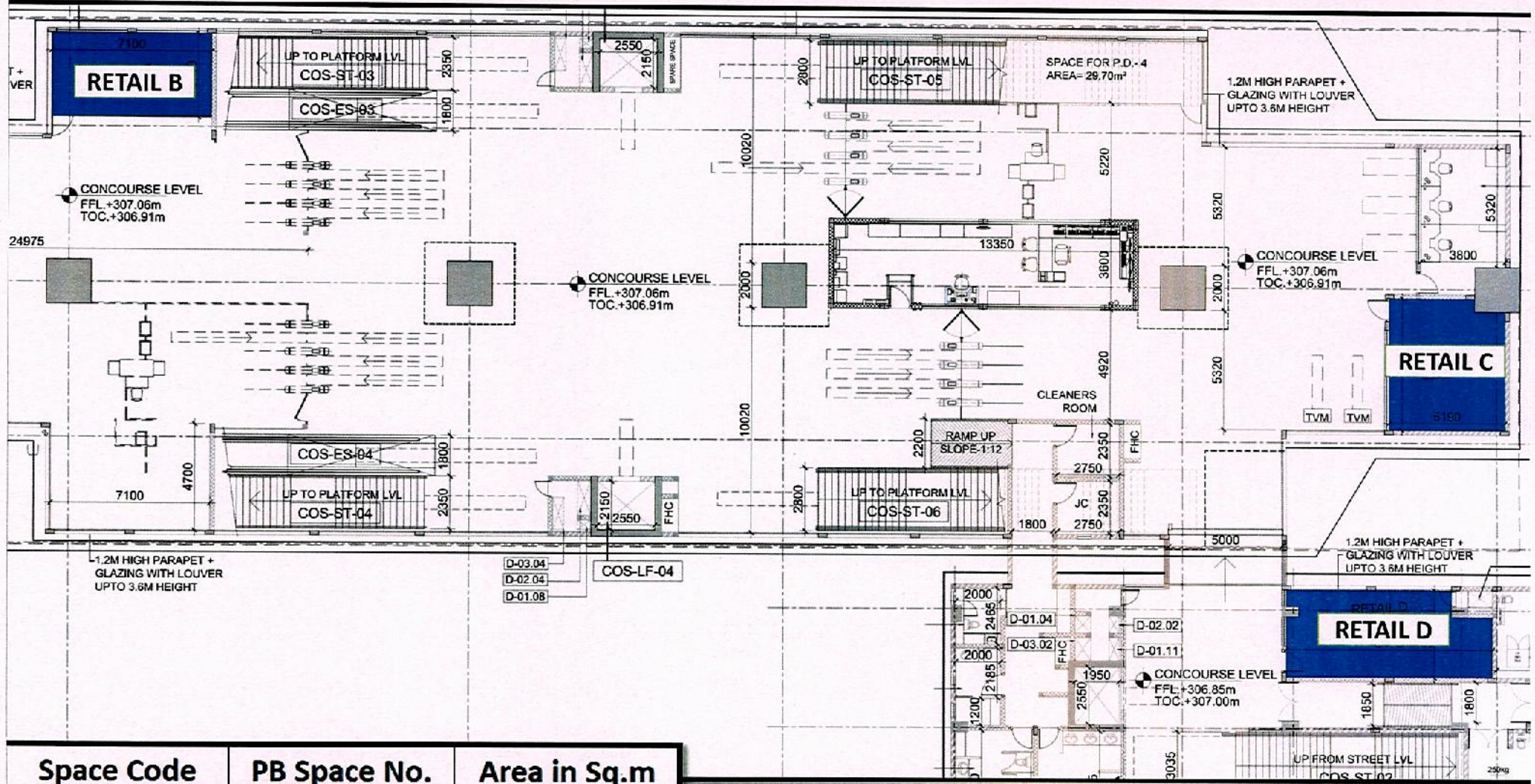
Space Code	PB Space No.	Area in Sq.m
Large	-	
Small (Sold Out)	-	
Small	Retail A	12.765
Small	Retail B	19.295
Small	Retail C	20
Total Area		52.06

R4_AGRASEN CHOWK STATION @ CONCOURSE LEVEL



Space Code	PB Space No.	Area in Sq.m
Large	-	
Small (Sold Out)	-	
Small	Retail A	12.765
Small	Retail B	19.295
Small	Retail C	20
Total Area		52.06

R4_CHITAROLI CHOWK STATION @ CONCOURSE LEVEL

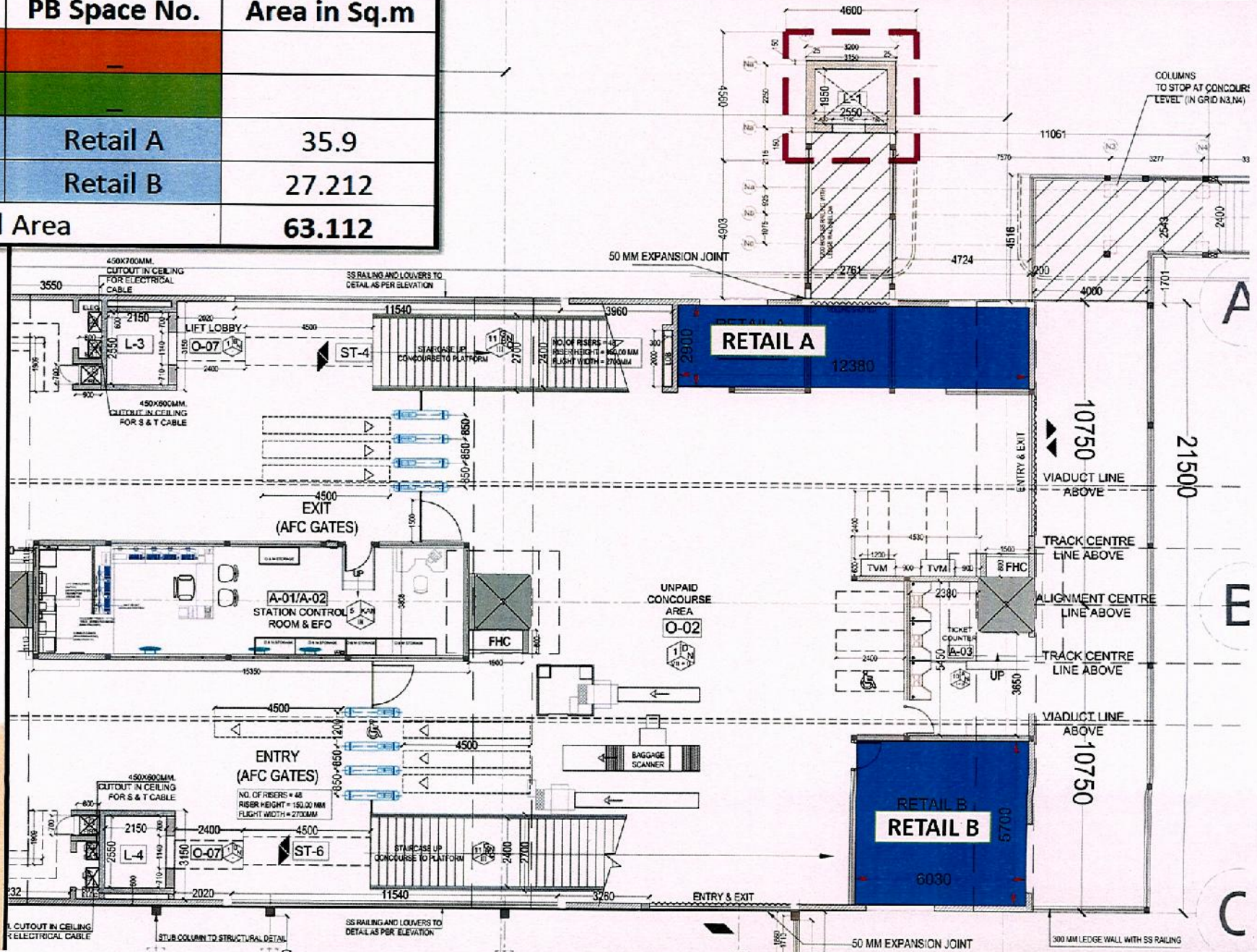


Space Code	PB Space No.	Area in Sq.m
Large	-	
Small (Sold Out)	-	
Small	Retail B	26.27
Small	Retail C	33
Small	Retail D	35
Total Area		94.27

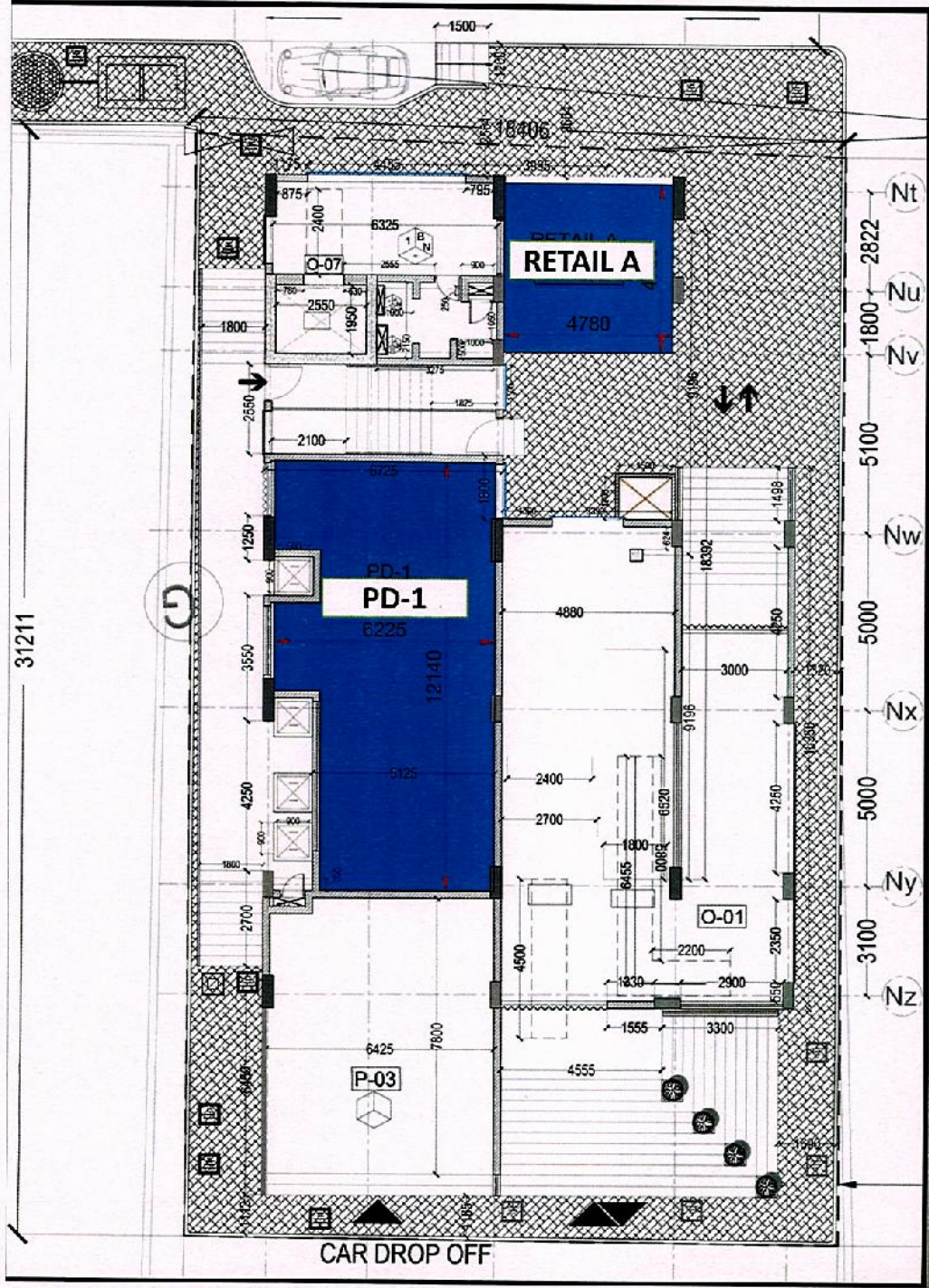


R4_TELEPHONE EXCHANGE STATION @ CONCOURSE LEVEL

Space Code	PB Space No.	Area in Sq.m
Large	-	
Small (Sold Out)	-	
Small	Retail A	35.9
Small	Retail B	27.212
Total Area		63.112

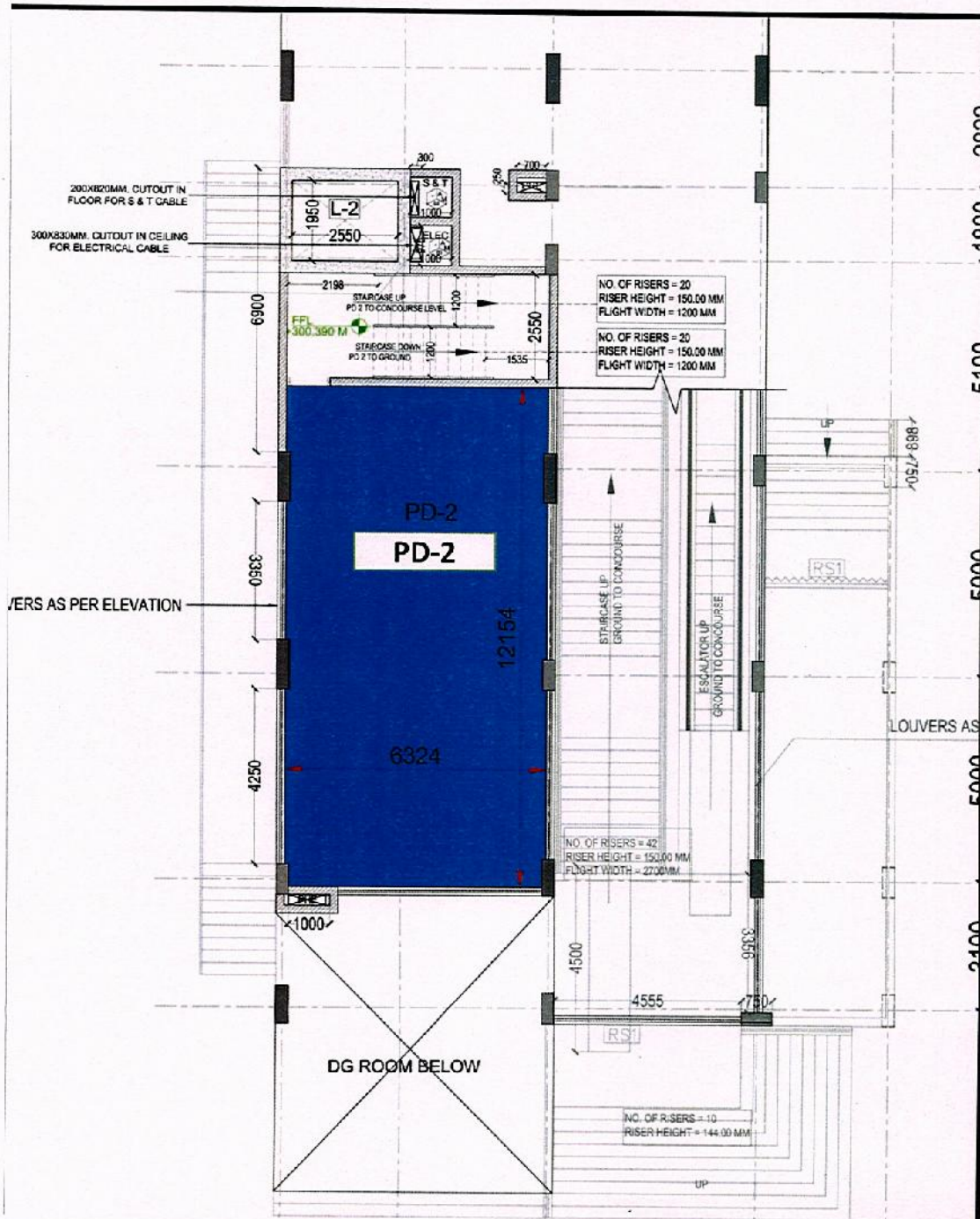


R4_AMBEDKAR CHOWK STATION @ STREET LEVEL



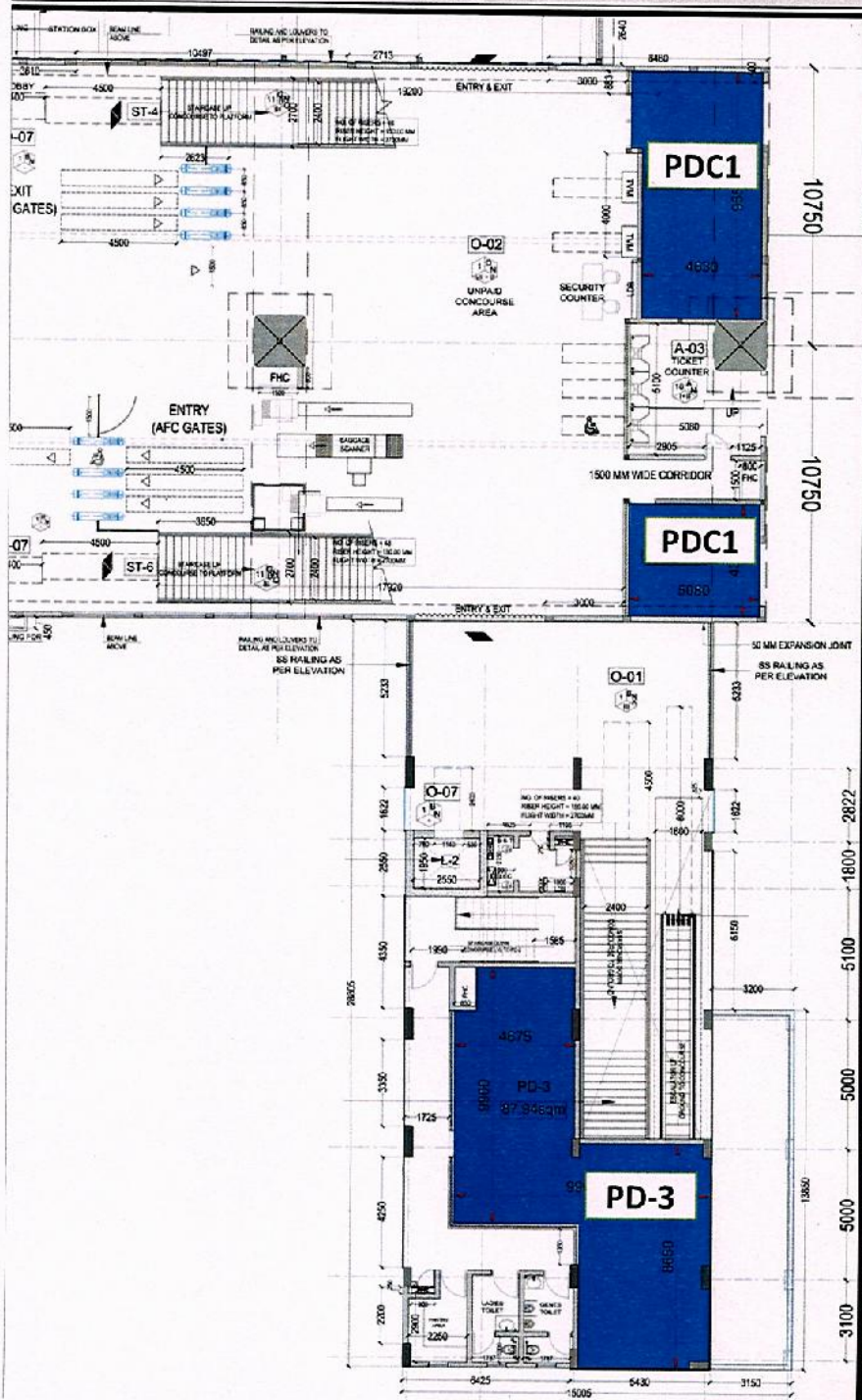
Space Code	PB Space No.	Area in Sq.m
Large	-	
Small (Sold Out)	-	
Small	Retail A	23.5
Small	PD1	66.5
Small	PD2	76.482
Small	PD3	70.391
Small	PDC1	60.244
Total Area		297.117

R4_AMBEDKAR CHOWK STATION @ PD LEVEL



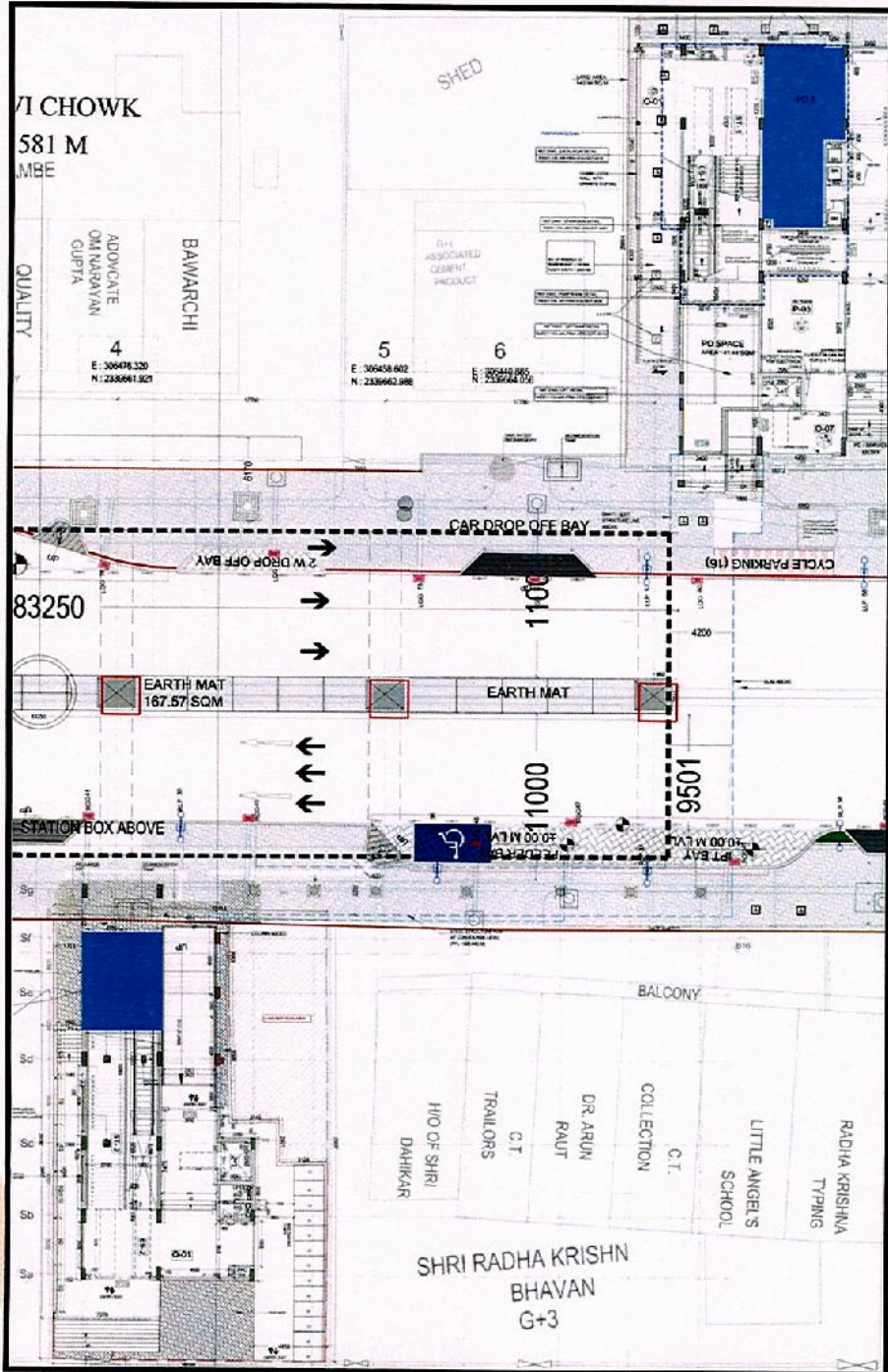
Space Code	PB Space No.	Area in Sq.m
Large	-	
Small (Sold Out)	-	
Small	Retail A	23.5
Small	PD1	66.5
Small	PD2	76.482
Small	PD3	70.391
Small	PDC1	60.244
Total Area		297.117

R4_AMBEDKAR CHOWK STATION @ CONCOURSE LEVEL



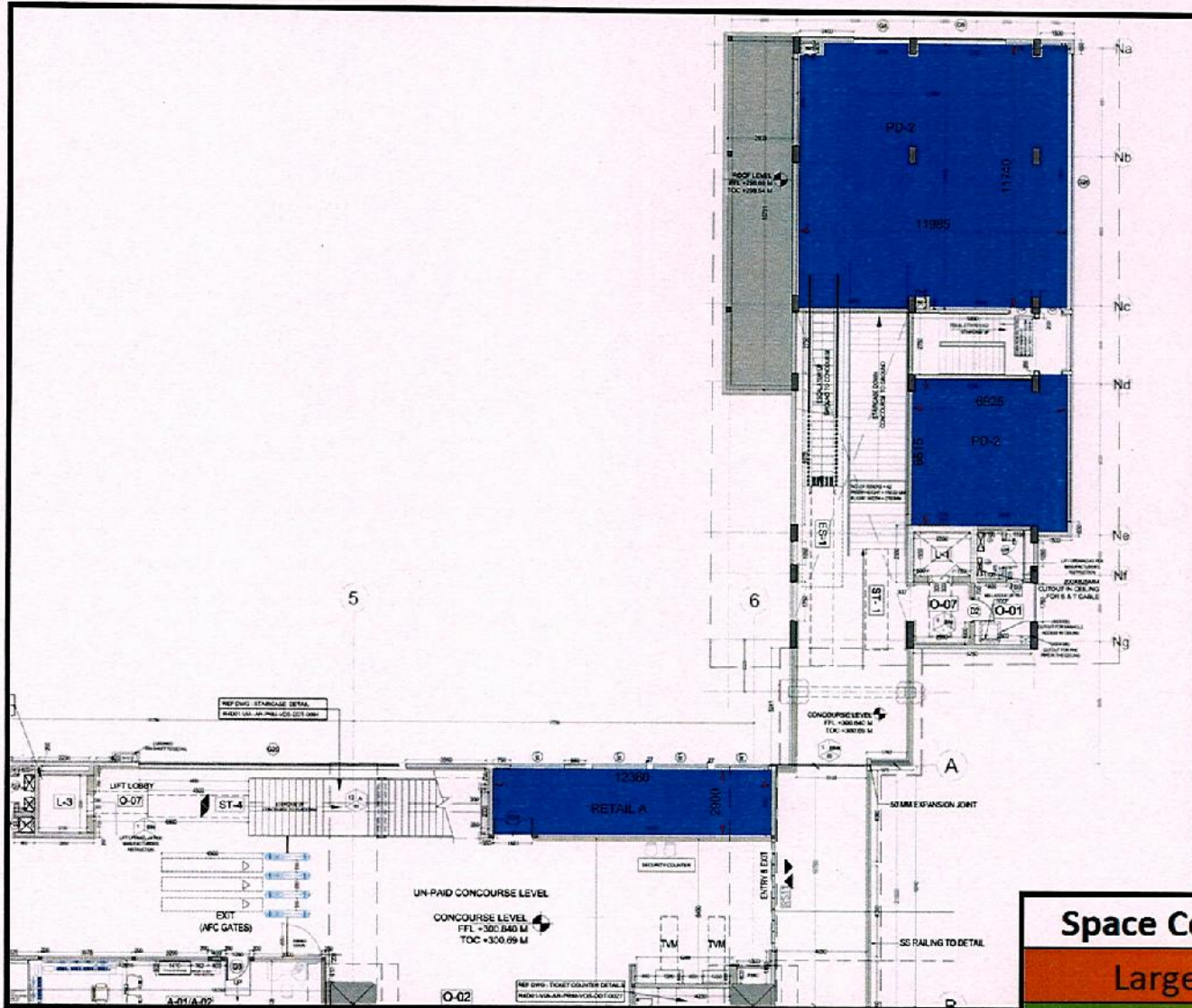
Space Code	PB Space No.	Area in Sq.m
Large	-	
Small (Sold Out)	-	
Small	Retail A	23.5
Small	PD1	66.5
Small	PD2	76.482
Small	PD3	70.391
Small	PDC1	60.244
Total Area		297.117

R4_VAISHNO DEVI CHOWK STATION @ STREET LEVEL



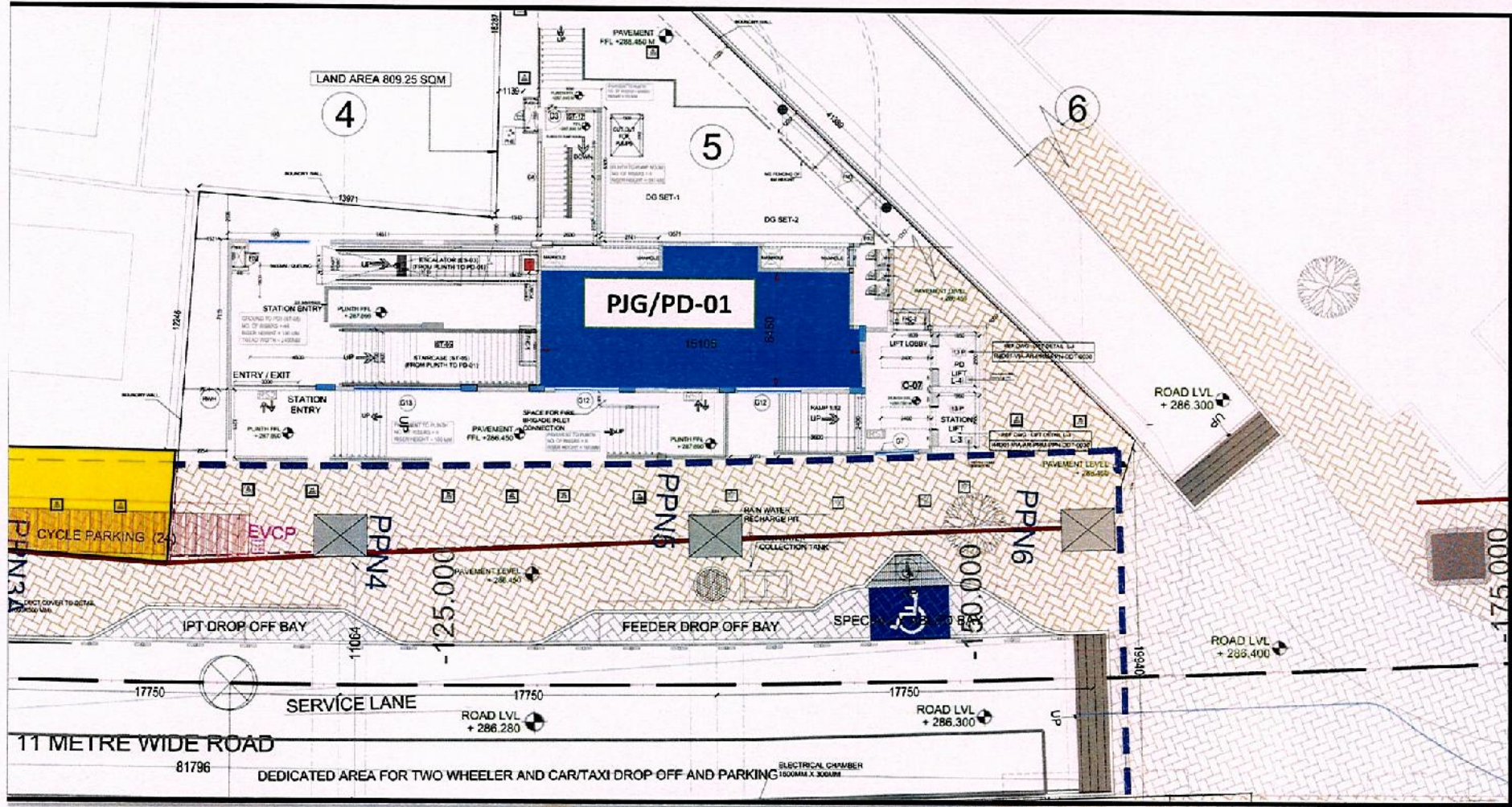
Space Code	PB Space No.	Area in Sq.m
Large	-	
Small (Sold Out)	-	
Small	PD-1	53.67
Small	Retail A	34.502
Small	Retail B	30.513
Total Area		118.685

R4_VAISHNO DEVI CHOWK STATION @ CONCOURSE LEVEL



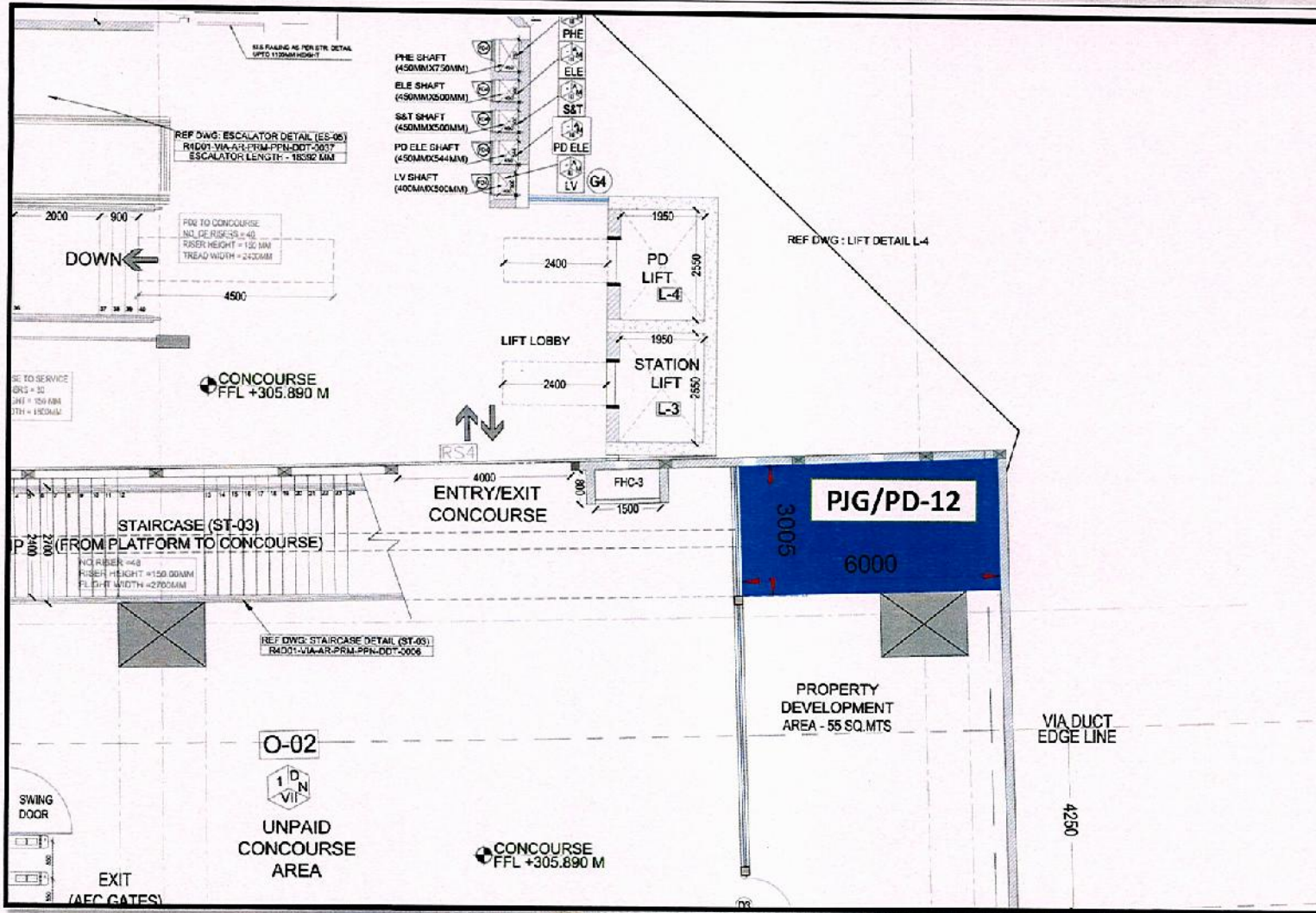
Space Code	PB Space No.	Area in Sq.m
Large	—	
Small (Sold Out)	—	
Small	PD-1	53.67
Small	Retail A	34.502
Small	Retail B	30.513
Total Area		118.685

R4_PRAJAPATI NAGAR STATION @ STREET LEVEL



Space Code	PB Space No.	Area in Sq.m
Large	-	
Small (Sold Out)	-	
Small	PJG/PD-01	96.422
Small	PJG/PD-12	18.77
Total Area		115.192

R4_PRAJAPATI NAGAR STATION @ CONCOURSE LEVEL



Space Code	PB Space No.	Area in Sq.m
Large	-	
Small (Sold Out)	-	
Small	PJG/PD-01	96.422
Small	PJG/PD-12	18.77
Total Area		115.192